


СОДЕРЖАНИЕ

Content

EUROPEAN CARS

ALFA-ROMEO.....	4	PEUGEOT	33
AUDI	5	RENAULT	35
BMW.....	7	ROVER.....	37
CHEVROLET.....	8	SAAB.....	38
CHRYSLER.....	9	SEAT	38
CITROEN	10	SKODA	40
DACIA	11	SMART.....	40
DAEWOO.....	11	SUBARU.....	40
DAIHATSU.....	11	SUZUKI	41
DODGE.....	12	TOYOTA.....	41
FIAT	13	VOLKSWAGEN	43
FORD.....	15	VOLVO.....	47
GAZ.....	17	ZAZ.....	49
HONDA.....	17		
HYUNDAI	18	JAPANESE CARS	
ISUZU	19	TOYOTA.....	50
JEEP	19	NISSAN	52
KIA.....	20	MITSUBISHI.....	52
LADA.....	20		
LAND ROVER.....	21	ILLUSTRATIONS	53
LEXUS.....	21		
MAZDA	21	Cross reference:	
MERCEDES-BENZ.....	22	TESLA-LYNXauto	91
MITSUBISHI.....	26	BERU-LYNXauto.....	93
NISSAN	28	NGK-LYNXauto.....	95
OPEL.....	29	JANMOR-LYNXauto	97
		OE-LYNXauto	99











ALFA-ROMEO							
33	1.5 L (Eng. AR30588/AR30743)	102 (75)	4	1986-1993	DIN	14	SPC1002
33	1.7 L (Eng. AR30558/AR30736/AR30737)	108 (79)	4	1988-1992	DIN	14	SPC1017
33	1.5 L (Eng. AR30750/AR30751)	95 (70)	4	1990-1994	DIN	14	SPC1017
33	1.3 L (Eng. AR30732)	90 (66)	4	1991-1994	DIN	14	SPC1002
33	1.3 L (Eng. AR30755)	90 (66)	4	1991-1994	DIN	14	SPC1017
33	1.4 ie L (Eng. AR30753)	88 (65)	4	1991-1994	DIN	14	SPC1005
33	1.7 L (Eng. AR30550)	120 (88)	4	1986-1989	DIN	14	SPC1002
33	1.7 L (Typ BOSCH MP 4.1)	132 (97)	4	1990-1994	DIN	14	SPC1002
33	1.7 i L (Typ BOSCH MP 3.1)	107 (79)	4	1988-1992	M4	14	SPC1013
33	1.4 L (Eng. AR30587)	90 (66)	4	1991-1994	DIN	14	SPC1002
145	1.3 L	90 (66)	4	1994-	DIN	14	SPC1002
145	1.4 ie L (Eng. AR33501)	90 (66)	4	1994-1996	DIN	14	SPC1002
145	1.4 ie L 16V T.S. (Eng. AR33503)	100 (74)	4	1996-2001	M4	14	SPC1014
145	1.6 i L (Eng. AR33201)	106 (78)	4	1994-1997	M4	14	SPC1018
145	1.6 i L (Eng. AR33201)	103 (76)	4	1994-1996	M4	14	SPC1013
145	1.6 i L 16V T.S. (Eng. AR38201)		4	1997-2001	M4	14	SPC1014
145	1.6 ie L 16V T.S. (Eng. AR32102)	120 (88)	4	1999-	M4	14	SPC1014
145	1.6 ie L 16V T.S. (Eng. AR67601)	120 (88)	4	1996-2001	M4	14	SPC1014
145	1.7 i L (Eng. AR33401)	129 (95)	4	1994-1996	M4	14	SPC1006
145	1.8 i L 16V T.S. (Eng. AR67106)	140 (103)	4	1996-1998	M4	14	SPC1014
145	1.8 i L 16V T.S. (Eng. AR67199 / 299)	150 (110)	4	1996-1999	M4	14	SPC1014
145	1.8 ie L 16V (Eng. AR32201)	145 (107)	4	1998-2001	M4	14	SPC1014
145	2.0 i L 16V T.S. (Eng. AR32301)	155 (114)	4	1998-2001	M4	14	SPC1014
145	2.0 i L 16V T.S. (Eng. AR67204)	150 (110)	4	1995-2001	M4	14	SPC1014
146	1.4 i L 16V T.S. (Eng. AR33503)	100 (74)	4	1996-2001	M4	14	SPC1014
146	1.4 ie L (Eng. AR33501)	90 (66)	4	1994-1996	DIN	14	SPC1002
146	1.6 i L (Eng. AR33201)	106 (78)	4	1994-1997	M4	14	SPC1018
146 L	1.6 i L (Eng. AR33501)	103 (76)	4	1995-	M4	14	SPC1013
147	1.6 i L 16V T.S. (Eng. AR32104)	120 (88)	4	2001 -	M4	14	SPC1019
147	1.6 i L 16V T.S. (Eng. AR32104)		4	2001 -	M4	14	SPC1014
146	1.6 i L 16V T.S. (Eng. AR33102)	120 (88)	4	1999-	M4	14	SPC1014
146	1.6 i L 16V T.S. (Eng. AR38201)		4	1996-2001	M4	14	SPC1014
146	1.6 i L 16V T.S. (Eng. AR67601)	120 (88)	4	1996-2001	M4	14	SPC1014
155	1.6 i L 16V T.S. (Eng. AR67601)	120 (88)	4	1996-1998	M4	14	SPC1014
146	1.7 i L ie 16V (Eng. AR33401)	129 (95)	4	1994-1996	M4	14	SPC1006
155	1.8 i L 16V T.S.		4	1995-1997	M4	14	SPC1014
156	1.8 i L 16V T.S. (Eng. AR32201)	145 (107)	4	1997-2000	M4	14	SPC1014
146	1.8 i L 16V T.S. (Eng. AR36201/AR67106)	145 (107)	4	1996-2001	M4	14	SPC1014
146	2.0 i L (Eng. AR67204)	150 (110)	4	1995-2001	DIN	14	SPC4811
146	2.0 i L 16V T.S. (Eng. AR32301)	155 (114)	4	1998-2001	M4	14	SPC1014
156	2.0 i L 16V T.S. (Eng. AR32301/AR32303)	155 (114)	4	1997-2002	M4	14	SPC1014
147	2.0 i L 16V T.S. (Eng. AR32310)		4	2001 -	M4	14	SPC1014
146	2.0 i L 16V T.S. (Eng. AR67204)	150 (110)	4	1995-2001	M4	14	SPC1014
155	2.0 i L 16V T.S. (Eng. AR67204)	150 (110)	4	1995-1997	M4	14	SPC1014
155	1.7 L T.S. (Eng. AR67105/AR67103)	115 (85)	4	1993-1997	M4	14	SPC1011
155	1.7 L T.S. 16V (Eng. AR 67106)	140 (103)	4	1996-1997	M4	14	SPC1014
155	1.8 L (Eng. AR 67101/AR67102)	125 (92)	4	1992-1996	M4	14	SPC1011
155	2.0 i L		4	1992 -	DIN	14	SPC1012

							
155	2.0 i L (Eng. AR67203)		4	1992-1997	DIN	14	SPC1012
155	2.0 i L (Eng. AR67204)	150 (110)	4	1992-	DIN	14	SPC4811
155	2.0 i L 16V T.S. (Eng. AR67299)	150 (110)	4	1995-1997	M4	14	SPC1014
155	2.0 L (Eng. AR67201/AR67202)	145 (107)	6	1992-1997	M4	14	SPC1011
155	2.5 L (Eng. AR 67301)	164 (121)	6	1992-1996	M4	14	SPC4840
155	2.5 L (Eng. AR 67302)	163 (120)	6	1992-1997	M4	14	SPC4840
155	2.5 L (Eng. AR 67303)	163 (120)	6	1992-1997	M4	14	SPC4840
156	1.6 i L 16V T.S. (Eng. AR32102/AR67601)	115 (85)	4	1997-2000	M4	14	SPC1014
164	2.0 L		6	1992-	M4	14	SPC1015
164	2.0 L (Eng. 064.20)		4	1987-1992	DIN	14	SPC1020
164	2.0 L (Eng. 06416/064.20)		4	1987-1992	DIN	14	SPC1010
164	2.0 L (Eng. AR 64101)	205 (151)	6	1991-1992	M4	18	SPC1021
164	2.0 L (Eng. AR 64102)	200 (147)	6	1988-1992	M4	18	SPC1021
164	3.0 i (Eng. AR 64305, AR 66303)	180 (132)	6	1992-1998	M4	18	SPC1024
164	3.0 i.e. L (Eng. AR 64301)	200 (147)	6	1990-1992	M4	18	SPC1021
164	3.0 L (Eng. AR 06410, AR 06412)	185-192 (136-141)	6	1987-1992	M4	18	SPC1021
164	3.0 L (Eng. AR 06412)	185 (136)	6	1991-1993	M4	18	SPC1021
164	3.0 L (Eng. AR 64301)	200 (147)	6	1991-1993	M4	18	SPC1021
164	3.0 L (Eng. AR 64303)	197 (145)	6	1987-1992	M4	18	SPC1021
166	2.0 i (Eng. AR 34102)	205 (151)	6	1998-	M4	14	SPC1023
166	2.0 i L 16V T.S. (Eng. AR 34103)	155 (114)	4	1998-2000	M4	14	SPC1014
GTV	2.0 L 16V T.S. (Eng. AR32301/AR16201)		4	1995-	M4	14	SPC1014
GTV	1.8 i L 16V T.S. (Eng. AR32201)	145 (107)	4	1998-	M4	14	SPC1014
GTV	2.0 (Eng. AR 16202)	202 (149)	6	1995-	M4	18	SPC1024
Quadrifoglio	2.0 i L (Eng. AR32301)	150 (110)	4	1998-2001	DIN	14	SPC4811
Spider	2.0 i L 16V T.S. (Eng. AR32301/AR16201)	150-155 (110-114)	4	1995-	M4	14	SPC1014
Spider	1.8 i L 16V T.S. (Eng. AR32201)	145 (107)	4	1998-	M4	14	SPC1014
Spider	2.0 i L		4	1993-	M4	14	SPC1009
AUDI							
80 (B3/89/8A)							
80	1.6 L (ABM/DT/DTA/JU/PP/RN/RNA/SA)	60-110 (44-81)	4	1986-1991	M4	14	SPC8022
80	1.8 L (Eng. DZ/SD)	112 (82)	4	1986-1991	M4	14	SPC1202
80	1.8 L (ABT/JN/JV/MU/NE/PM/RU/SV)	90 (66)	4	1986-1991	M4	14	SPC1202
80	2.0 L (Eng. 3A)	112 (82)	4	1988-1991	M4	14	SPC1202
80 / 80 Avant (B4/8C)							
80	1.6 L (Eng. ABM, ADA)	71 - 101 (52-74)	4	1992-1995	M4	14	SPC1202
80	2.0 i L (Eng. ACE)	137 (101)	4	1992-1996	M4	18	SPC1207
80	2.0 i L (Eng. ACE/6A)	137 (101)	4	1990-1992	M4	18	SPC1207
80	2.0 L (Eng. ABK)	115 (85)	4	1990-1994	M4	14	SPC1202
80	2.3 L (Eng. NG)	133 (98)	5	1992-1994	M4	14	SPC8005
80	2.6 i L (Eng. ABC/ACZ)	150 (110)	6	1992-1995	M4	18	SPC8012
80	2.8 i L (Eng. AAH)	174 (128)	6	1991-1996	M4	18	SPC8012
90 (B3/89/8A)							
90	2.0 i L (Eng. NM)	167 (123)	5	1988-1991	M4	14	SPC1208
90	2.0 L (Eng. HP/JS/SK/PS)	115 (85)	5	1986-1991	M4	14	SPC8005
90	2.2 L (Eng. HY/JT/KV)	136 (100)	5	1984-1991	M4	14	SPC8005
90	2.2 L (Eng. KX)	115 (85)	5	1987-1991	M4	14	SPC8005
90	2.2 L (Eng. NG)	136 (100)	5	1987-1991	M4	14	SPC8005
90	2.3 i L (Eng. 7A)	170 (125)	5	1988-1991	M4	14	SPC1208



AUDI							
90 (B3/89/8A)							
90	2.3 i L (Eng. 7A-NG)	167 (123)	5	1988-1991	M4	14	SPC1209
100/100 Avant (C4/Typ 4A)							
100 - 100 Avant	2.0 L (Eng. AAD/ABK)	115 (85)	4	1991-1994	M4	14	SPC1202
100 - 100 Avant	2.0 i L 16V (Eng. ACE)	140 (103)	4	1992-1994	M4	18	SPC1207
100 - 100 Avant	2.0 L (Eng. AAE) (Carb.)	100 (74)	4	1990-1997	M4	14	SPC8017
100 - 100 Avant	2.3 L (Eng. AAR)	130 (96)	5	1990-1994	M4	14	SPC8005
100 - 100 Avant	2.6 L V6 (Eng. ABC/ACZ)	150 (110)	6	1992-1994	M4	18	SPC8012
100 - 100 Avant	2.8 L V6 (Eng. AAH)	174 (128)	6	1990-1994	M4	18	SPC8012
100 - 100 Avant	4.2 V8 (Eng. ABH)	280 (206)	8	1993-1994	M4	18	SPC1225
A2 (8Z)							
A2	1.4 i L (Eng. AUA)	75 (55)	4	2000-2005	M4	14	SPC8028
A3 (8L)							
A3	1.6 i L (Eng. ADP/AEH/AKL/APF)	101 (74)	4	1996-2000	M4	14	SPC8013
A3	1.6 L (Eng. AYD, BFS, AVU)	102 (75)	4	2000-2003	M4	18	SPC8036
A3	1.6 L (Eng. BFQ, BGU)	102 (75)	4	2002-2003	M4	18	SPC8036
A3	1.8 i (Eng. AGN)	125 (92)	4	1996-2003	M4	14	SPC6825
A3	1.8 i (Eng. AGN/AGP)	125 (92)	4	1998-2003	M4	14	SPC6825
A3	1.8 i L (Eng. APG)	125 (92)	4	2000-2003	M4	14	SPC8028
A3	1.8 L (Eng. AGN ->nr 8L-V-140 000)	125 (92)	4	1996-2003	M4	14	SPC8037
A3	1.8 L (Eng. APG, AGN nr 8L-V-140 001->)	125 (92)	4	1996-1999	M4	18	SPC8039
A4 / A4 Avant (B5/8D)							
A4	1.6 (Eng. ADP)	100 (74)	4	1995-2000	M4	14	SPC8033
A4	1.6 i L (Eng. ADP)	100 (74)	4	1994-2000	M4	14	SPC8013
A4	1.6 i L (Eng. ADP/AHL/ANA/ARM)	100 (74)	4	1994-1996	M4	14	SPC8017
A4	1.6 i L (Eng. AEH/AHL)	100 (74)	4	1998-2000	M4	14	SPC8013
A4	1.6 L (Eng. ANA, ARM, AHL)	100 (74)	4	1996-2000	M4	18	SPC8036
A4	1.8 i L (Eng. ADR, APT, ARG, AVV)	126 (93)	4	1995-2000	M4	14	SPC8030
A4	2.4 (Eng. AGA)	165 (121)	6	1994-2000	M4	14	SPC8035
A4	2.4 i L (Eng. AML,APZ,AFM)	163 (120)	6	1995-2000	M4	18	SPC8012
A4	2.6 (Eng. ABC)	150 (110)	6	1995-2000	M4	14	SPC8035
A4	2.6 (Eng. ACZ)	140 (103)	6	1997-2000	M4	14	SPC8035
A4	2.6 i L (Eng. ABC)	150 (110)	6	1995-2000	M4	18	SPC8012
A4	2.8 (AAH/AEJ)	175 (129)	6	1997-2000	M4	14	SPC8035
A4	2.8 (ALG/ACK/AQD)	195 (143)	6	1994-2000	M4	14	SPC8035
A4	2.8 i L (Eng. AAH/ACK/AFC/APR/AMX)	170-190 (125-140)	6	1994-2000	M4	18	SPC8012
A4 / A4 Avant (B6/8E)							
A4	1.6 L (Eng. ALZ)	100 (74)	4	2000-2004	M4	18	SPC8036
A4	2.4 (Eng. BDV)	170 (125)	6	2001-2004	M4	14	SPC8035
A6 / A6 Avant (C4/4A)							
A6	2.0 i L (Eng. AAE/ADW)	100 (74)	4	1994-1997	M4	14	SPC8017
A6	2.0 i L (Eng. ABK)	115 (85)	4	1994-1997	M4	14	SPC8017
A6	2.0 i L 16V (Eng. ACE)	140 (103)	6	1994-1997	M4	18	SPC1207
A6	2.3 i L (Eng. AAR)	133 (98)	5	1994-1995	M4	14	SPC8005
A6	2.4 i L V6 (Eng. AFM)	150 (110)	6	1994-1997	M4	18	SPC8012
A6	2.6 V6 (Eng. ABC)	150 (110)	6	1994-1997	M4	14	SPC8035
A6	2.6 V6 (Eng. ACZ)	140 (103)	6	1994-1997	M4	18	SPC8012
A6	2.6 V6 (Eng. ABC)	150 (110)	6	1994-1997	M4	18	SPC8012


							
A6	2.8 V6 (Eng. ALG/ACK)	195 (143)	6	1994-1997	M4	14	SPC8035
A6 / A6 Avant (C5)							
A6	2.4 V6 (Eng. AGA/ALF)	165 (121)	6	1997-2004	M4	14	SPC8035
A6	2.4 V6 (Eng. ALW)	136 (100)	6	1998-2004	M4	14	SPC8035
A6	2.4 i L V6 (Eng. AGA/ALF/APS/ARJ)		6	1997-2004	M4	18	SPC8012
A6	2.6 (Eng. ACZ)	140 (103)	6	1997-2004	M4	14	SPC8035
A6	2.8 V6 (Eng. AAH/AEJ)	170 (125)	6	1997-2004	M4	14	SPC8035
A6	2.8 V6 (Eng. AGE)	180 (132)	6	1997-1998	M4	14	SPC8035
A6	2.8 (Eng. AQD)	195 (143)	6	1999-2000	M4	14	SPC8035
A8 (D2/4D)							
A8	2.6 (Eng. ABC)	150 (110)	6	1997-2002	M4	14	SPC8035
A8	2.6 (Eng. ACZ)	140 (103)	6	1997-2002	M4	14	SPC8035
A8	2.8 (Eng. AAH/AEJ)	163- 175 (120-129)	6	1994-1996	M4	14	SPC8012
A8	2.8 (Eng. ACK)	195 (143)	6	1995-2002	M4	14	SPC8035
A8	2.8 (Eng. AQD)	195 (143)	6	1999-2002	M4	14	SPC8035
A8	2.8 i L (Eng. APR/AQD/ALG/AMX)	195 (143)	6	1994-2002	M4	14	SPC8035
Cabriolet (89/8G)							
Cabriolet	2.8 i L (Eng. AAH)	174 (128)	6	1993-2000	M4	18	SPC8012
BMW							
3 (E30)							
316	1.8 (Eng. M10 B18)	90 (66)	4	1982-1987	M4	14	SPC7806
316 i	1.6 i L (Eng. M40 B16)	100 (74)	4	1987-1994	M4	18	SPC1407
315	1.6 L (Eng. M10 B16)	75 (55)	4	1982-1983	M4	14	SPC7806
318 i	1.8 i L (Eng. M10 B18)	105 (77)	4	1984-1987	M4	14	SPC7806
318 i	1.8 i L (Eng. M40 B18)	115 (85)	4	1987-1991	M4	14	SPC7806
318 i	1.8 i L (Eng. M40 B18)	115 (85)	4	1987-1993	M4	18	SPC1407
318 is	1.8 i L 16V (Eng. M42 B18)	136 (100)	4	1988-1991	M4	18	SPC1413
320 i	2.0 i L (Eng. M20 B20)	130 (96)	6	1982-1988	M4	14	SPC1403
320 i	2.0 i L (Eng. M20 B20)	130 (96)	6	1988-1990	M4	18	SPC1404
323 i	2.3 i L (Eng. M20 B23)	139 (102)	6	1982-1983	M4	14	SPC1403
323 i	2.3 i L (Eng. M20 B23)	150 (110)	6	1983-1987	M4	14	SPC1403
325 i	2.5 (Eng. M20 B25)	170 (125)	6	1985-1991	M4	14	SPC1403
325 i	2.5 (Eng. M20 B25)	170 (125)	6	1985-1990	M4	18	SPC1404
325e	2.7 (Eng. M20 B27)	120-130 (88-96)	6	1985-1990	M4	18	SPC1404
M3 (E30)	2.3i (Eng. S14)	195-215 (143-158)	4	1986-1992	M4	18	SPC1417
3 (E36)							
316 i	1.6 i L (Eng. M40 B16)	100 (74)	4	1990-1993	M4	18	SPC1407
316 i	1.6 i L (Eng. M40 B16)	100 (74)	4	1990-1993	M4	14	SPC7806
316 i	1.6 i L (Eng. M43 B16)	100 (74)	4	1993-1999	M4	18	SPC1414
318 i	1.8 i L (Eng. M40 B18)	113 (83)	4	1992-1999	M4	14	SPC7806
318 i	1.8 i L (Eng. M40 B18)	115 (85)	4	1990-1993	M4	18	SPC1407
318 i	1.8 i L (Eng. M43 B18)	115 (85)	4	1993-1999	M4	18	SPC1414
318 is	1.8 i L (Eng. M42 B19)	140 (103)	4	1996-1999	M4	18	SPC1412
318 is	1.8 i L (Eng. M44 B18)	140 (103)	4	1995-1999	M4	18	SPC1412
318 is	1.9 i L (Eng. M44 B19)	140 (103)	4	1992-1993	M4	18	SPC1412
318 is	1.8 i L (Eng. M42 B18)	140 (103)	4	1992-1995	M4	18	SPC1412
318 is	1.8 i L (Eng. M42 B18)	140 (103)	4	1992-1995	M4	18	SPC1413
3 (E46)							
316 i	1.6 i (Eng. M43 B16)	105 (77)	4	1998-2005	M4	18	SPC1414











BMW							
3 (E46)							
318 i	1.8 i (Eng. M43 B19)	120 (88)	4	1999-2001	M4	18	SPC1414
5 (E34)							
518 i	1.8 L (Eng. M40 B18)	113 (83)	4	1988-1991	M4	14	SPC7806
518 i	1.8 L (Eng. M40 B18)	115 (85)	4	1989-1994	M4	18	SPC1407
520 i	2.0 (Eng. M20 B20)	130 (96)	6	1988-1991	M4	18	SPC1404
525 i	2.5 L (Eng. M20 B25)	170 (125)	6	1988-1991	M4	18	SPC1404
525 i	2.5 L (Eng. M20 B25)	170 (125)	6	1988-1988	M4	18	SPC1409
530 i	3.0 i L (Eng. M30 B35)	188 (138)	6	1988-1992	M4	18	SPC1409
535 i	3.5 i L (Eng. M30 B35)	210 (154)	6	1988-1993	M4	18	SPC1409
7 (E32)							
730 i	3.0 i L (Eng. M30 B30)	188-197 (138-145)	6	1986-1994	M4	18	SPC1409
735 i	3.5 i L (Eng. E32 M30 B35)	210-218 (154-160)	6	1988-1994	M4	18	SPC1409
750 i 30KV	5.0 L (Eng. E32 M70 B50)	300 (221)	12	1987-1994	M4	18	SPC1415
8 (E31)							
850 i / Ci	5.0 i (Eng. M70 B50)	300 (220)	12	1990-1994	M4	18	SPC1415
850 CSi	5.6 i (Eng. M70 B56)	380 (280)	12	1993-1996	M4	18	SPC1416
Z3 Roadster							
Z3	1.8 i L (Eng. M42 B19)	140 (103)	4	1995-1999	M4	18	SPC1412
Z3	1.8 i L (Eng. M43 B18)	115 (85)	4	1995-1999	M4	18	SPC1414
Z3	1.9 i L (Eng. M43 B19)	120 (88)	4	1998-2003	M4	18	SPC1414
CHEVROLET							
Alero	3.4 L	177 (130)	6	1999-	SAE	10	SPC1802
Aveo	1.2 8V SOHC (OE 96288956)	72 (53)	4	2006-	M4	18	SPC1807
Aveo	1.4 16V DOHC (OE 96497773)	94 (69)	4	2005	M4	18	SPC1819
Aveo	1.4 8V (OE 96305387)	83 (61)	4	2003-	M4	18	SPC1803
Camaro V6	3.8 L		6	1995-1997	SAE	10	SPC1804
Camaro V6	3.8 L	193 (142)	6	1998-	SAE	10	SPC1802
Caprice V6	4.3 L		6	1990-1993	SAE	10	SPC1804
Corsica	2.2 L	97-112 (91-82)	4	1991-1996	SAE	10	SPC1805
Corsica	3.1 L	141 (104)	6	1987-1996	SAE	10	SPC1801
Corsica	2.8 L - 3,8 l		6	1988-1989	SAE	10	SPC1802
Captivia	2.4 16V DOHC (OE 96460220)	136 (100)	4	2006-	M4	18	SPC1814
Evanda	2.0 16V DOHC (OE 96460220)		4	2005-	M4	18	SPC1814
Impala	3.4 L - 3.8 L	183-203 (135-149)	6	1999-	SAE	10	SPC1802
Kalos	1.2 8V SOHC (OE 96288956)	72 (53)	4	2003-	M4	18	SPC1807
Lacetti	1.4 16V DOHC (Eng. F14D3) (OE 96450249)	95 (70)	4	2005-	DIN	14	SPC1808
Lacetti	1.6 16V DOHC (Eng. F16D3) (OE 96450249)	109 (80)	4	2005-	DIN	14	SPC1808
Lacetti	1.8 16V DOHC (OE 96460220)	122 (90)	4	2005-	M4	18	SPC1814
Lumina V6	3.1 L	190 (140)	6	1990-1995	SAE	10	SPC1801
Lumina V6	3.8 L	175 (129)	6	1992-1996	SAE	10	SPC1802
Lumina V6	3.8 L	230 (169)	6	1993-1995	SAE	10	SPC1802
Niva	1.7 i	80 (59)	4	2002-	DIN	18	SPC4615
Rezzo	1.6 16V DOHC (OE 96497773)	108 (79)	4	2005-	M4	18	SPC1819
Rezzo	2.0 16V DOHC (OE 96460220)	108 (79)	4	2005-	M4	18	SPC1814
Spark	0.8 6V SOHC (OE 96291306)	51 (38)	3	2005-	SAE		SPC1806
Spark	1.0 8V SOHC (OE 96288956)	65 (48)	4	2003-	M4	18	SPC1807
Trans Sport	3.4 L	186-188 (137-138)	6	1996-	SAE	10	SPC1802




CHRYSLER							
300 C	2.7 - 3.5	193-249 (142-183)	6	2004-	SAE	10	SPC2603
300 M	2.7 - 3.5	203-254 (149-187)	6	1998-	SAE	10	SPC2603
Cirrus	2.0i L (Eng. ECB)	130 (96)	4	1996-2000	SAE	10	SPC2012
Cirrus	2.4 L (Eng. EDZ)	150 (110)	4	1996-2000	SAE	10	SPC2604
Concorde V6	3.0 L	180 (132)	6	1992-	DIN	14	SPC5003
Concorde V6	3.3 L	200 (147)	6	1992-	SAE	10	SPC2602
Concorde	3.5 L	215 (158)	6	1993-1997	SAE	10	SPC2603
Crossfire	3.2 L	218 (160)	12	2003-	M4	14	SPC5322
Daytona	3.0 L	180 (132)	6	1990-	DIN	14	SPC5003
Dynasty	3.0 L	180 (132)	6	1989-	DIN	14	SPC5003
Dynasty	3.3 L	200 (147)	6	1991 -	SAE	10	SPC2602
GS Daytona Shelby coupe	2.5 L	150 (110)	6	1989-1992	DIN	14	SPC4204
Le.Baron V6	3.0 L	143 (105)	6	1989-1994	DIN	14	SPC5003
Le.Baron V6	3.0 L	180 (132)	6	1990-	DIN	14	SPC5003
Le.Baron GTC V6	3.3 L	200 (147)	6	1990-	SAE	10	SPC2602
LHS V6	3.0 L	180 (132)	6	1992-	DIN	14	SPC5003
LHS V6	3.3 L	200 (147)	6	1992-	SAE	10	SPC2602
LHS	3.5 L	211 (155)	6	1994-1997	SAE	10	SPC2603
Neon	1.8 L (SOHC)	115 (85)	4	1997-1999	SAE	10	SPC1418
Neon	1.8 L 16V	115 (85)	4	1997-1999	SAE	10	SPC2012
Neon	2.0 L (SOHC)	131-148 (96-109)	4	1994-1999	SAE	10	SPC1418
Neon	2.0 L (DOHC) (Eng. ECC, 420T)	131-148 (96-109)	4	1994-1999	SAE	10	SPC2604
Neon	2.0 L 16V (Eng. 420H)	133 (98)	4	1994-1999	SAE	10	SPC2012
Neon II	2.0 L (SOHC)	133-150 (98-110)	4	1999-	SAE	10	SPC1418
Neon II	2.0 L (DOHC)	133-150 (98-110)	4	1999-	SAE	10	SPC2604
New Yorker	3.5 L	211 (155)	6	1993-1998	SAE	10	SPC2603
PT Cruiser 16V	2.0	140 (103)	4	2000-	SAE	10	SPC2010
PT Cruiser 16V	2.4	150 (110)	4	2000-	SAE	10	SPC2010
PT Cruiser	2.4 L GT	223 (164)	4	2003-	SAE	10	SPC2010
Saratoga	2.5 L	98 (72)	6	1989-1991	DIN	14	SPC4204
Saratoga	3.0 L	142 (104)	6	1989-1995	DIN	14	SPC5003
Sebring	2.0 L (Eng. ECB)	130 (96)	4	1995-2000	SAE	10	SPC2012
Sebring	2.0	140 (103)	4	2001 -	SAE	10	SPC2010
Sebring	2.4 (Eng. EDZ)	140 (103)	4	1996-2000	SAE	10	SPC2010
Sebring	2.7 L V6 24V	203 (149)	6	2001 -	SAE	10	SPC2603
Stealth V6	3.0 L	180 (132)	6	1991 -	DIN	14	SPC5003
Stratus	2.0 L 16V	133 (98)	4	1995-	SAE	10	SPC2012
Stratus	2.0 L (Eng. C00, 420X)	130 (96)	4	1995-2001	SAE	10	SPC2012
Stratus	2.0 L (SOHC)	131-133 (96-98)	4	1995-	SAE	10	SPC1418
Stratus	2.0 L (DOHC)	131-133 (96-98)	4	1995-	SAE	10	SPC2604
Stratus	2.4 L (SOHC)	140-152 (103-112)	4	1995-	SAE	10	SPC1418
Stratus	2.4 L (DOHC)	140-152 (103-112)	4	1995-	SAE	10	SPC2604
Voyager II	2.0 L (DOHC)	133 (98)	4	1995-2001	SAE	10	SPC2604
Voyager II	2.0 L (DOHC)	133 (98)	4	1995-2001	SAE	10	SPC2012
Voyager II	2.4 L (DOHC)	151 (111)	4	1995-2001	SAE	10	SPC2604
Voyager III	2.4	147 (108)	4	2000-	SAE	10	SPC2010
Voyager III	3.3 L	175 (129)	6	2001 -	SAE	10	SPC2607
Voyager III	3.8 L	208 (153)	6	2001 -	SAE	10	SPC2607



CITROEN							
Ax	1.0 i L (Eng. TU9 M)	50 (37)	4	1986-1998	SAE	10	SPC6112
Ax 10 E	1.0 i L - 1.4 i L (Eng. TU)	62-75 (46-55)	4	1993-1997	M4	14	SPC6127
Ax 10	1.0 L - 1.4 L (Eng. TU)		4	1986-1992	SAE	10	SPC6112
Axel II	1.1 L - 1.2 L (Eng. G 11/631)	57-62 (42-46)	4	1985-1991	DIN	14	SPC2202
Berlingo	1.4 i L (Eng. TU3 JP)	75 (55)	4	1996-	M4	14	SPC6127
Berlingo	1.8 i L (Eng. XU7 JB)	90 (66)	4	1997-	M4	14	SPC6125
Berlingo Multispace	1.1 i L (Eng. TU1 M)	60 (44)	4	1996-	M4	14	SPC6127
C 15 E	1.1 (Eng. 109K/E1A)		4	1984-1996	DIN	14	SPC6335
C 15 E	1.1 L (Eng. TU3)	60 (44)	4	1987-1996	SAE	10	SPC6112
C 15 E	1.1 L - 1.3 L (Eng. E1/G1)		4	1988-1989	DIN	14	SPC6121
C 25 E	1.8 E (Eng. XM7T)		4	1987-1994	DIN	14	SPC6111
C 25 E	2.0 (Eng. XN1T)		4	1991-1994	DIN	14	SPC6111
Evasion	1.8 i L (Eng. XU7 JP)	100 (74)	4	1996-	M4	14	SPC6125
Evasion Turbo	2.0 i L (Eng. XU10 J2TE)	147 (108)	4	1995-2002	M4	14	SPC6813
Evasion	2.0 i L (Eng. XU10 J2C/J2CTE)	122 (90)	4	1995-2002	M4	14	SPC6813
Jumper 27	2.0 L - 2.0 i L (Eng. XU10 J2C/J2U)	110 (81)	4	1994-2002	M4	14	SPC6125
Jumper 31	2.0 i L (Eng. XU10 J2U)	110 (81)	4	1994-	M4	14	SPC6125
Jumper 35	2.0 i L (Eng. XU10 J2U)	110 (81)	4	1994-	M4	14	SPC6125
Jumpy	1.6 L (Eng. 220 A2.000)	80 (59)	4	1995-	M4	14	SPC4835
Jumpy Combi	1.6 i L (Eng. XU5 JP/Z)	80 (59)	4	1995-	M4	14	SPC6125
Saxo	1.0 i L (Eng. TU9 M)	50 (37)	4	1996-1997	M4	14	SPC6127
Saxo	1.1 i L (Eng. TU1 M)	60 (44)	4	1996-	M4	14	SPC6127
Saxo	1.4 i L (Eng. TU3 JP)	75 (55)	4	1996-	M4	14	SPC6127
Saxo	1.6 i L (Eng. TU5 JP)	90 (66)	4	1996-	M4	14	SPC6127
Saxo VTS	1.6 i L (Eng. TU5 JP)	118 (87)	4	1996-	M4	14	SPC6127
Xantia	3.0 i 24V (Eng. ES9J4)	195 (143)	6	1997-1998	M4	14	SPC6128
Xantia	3.0 V6 (Eng. ES9J4)	195 (143)	6	1998-2003	M4	14	SPC6128
Xantia 16V	1.8 i L (Eng. XU7 JP4)	110 (81)	4	1995-1998	M4	14	SPC6125
Xantia 16V	2.0 i L (Eng. XU10 J4Z/J4R)	132 (97)	4	1993-1998	M4	14	SPC6813
Xantia Break	1.8 i L (Eng. XU7 JB)	90 (66)	4	1997-1998	M4	14	SPC6125
Xantia Break	2.0 i L (Eng. XU10 J2)	122 (90)	4	1995-1998	M4	14	SPC6813
Xantia SX-VSX	2.0 i L (Eng. XU10 J2)	123 (90)	4	1993-1998	M4	14	SPC6813
Xantia Turbo	2.0 i L (Eng. XU10 J2TE)	147 (108)	4	1995-1998	M4	14	SPC6813
Xantia X-SX	1.8 i L (Eng. XU7 JP)	103 (76)	4	1993-1998	M4	14	SPC6125
XM	3.0 V6 (Eng. ES9J4)	195 (143)	6	1997-2000	M4	14	SPC6128
XM	2.0 L (Eng. XU10 MZ)	115 (85)	4	1991-1994	SAE	10	SPC6124
XM	2.0 i L (Eng. XU10 J2Z/J2K)	122-130 (90-96)	4	1991-1994	M4	14	SPC6813
XM 16V	2.0 i L (Eng. XU10 J4R)	132 (97)	4	1994-	M4	14	SPC6813
XM 8V	2.0 i L (Eng. XU10 J2)	110-115 (81-85)	4	1989-1994	SAE	10	SPC6124
XM Turbo CT VSX	2.0 i L (Eng. XU10 J2TE)	147 (108)	4	1994-2000	M4	14	SPC6813
XM V6	3.0 i L (Eng. ZPJ)	170 (125)	6	1989-1994	M4	18	SPC6122
XM V6 24V	3.0 i L (Eng. ZPJ4/Z)	200 (147)	6	1990-2000	M4	18	SPC6123
Xsara 16V	1.8 i L (Eng. XU7 JP4)	110 (81)	4	1996-1997	M4	14	SPC6125
Xsara 16V	2.0 i L (Eng. XU10 JSRS)	132 (97)	4	1996-1997	M4	14	SPC6813
Xsara SX	1.8 i L (Eng. XU7 JB/JP)	100 (74)	4	1997-2000	M4	14	SPC6125
Xsara X/SX	1.4 i L (Eng. TU3)		4	1997-2000	M4	14	SPC6127
Xsara X/SX	1.6 i (Eng. TU5JP)	88 (65)	4	1997-2000	M4	14	SPC6127
ZX	1.6 i (Eng. XU5M-XU5JP)	88 (65)	4	1991-1997	SAE	10	SPC6118

							
ZX	1.8 i (Eng. XU7JP)	101 (74)	4	1992-1997	SAE	10	SPC6118
ZX	1.9 i (Eng. XU9JA)	120 (88)	4	1991-1997	SAE	10	SPC6118
ZX 16V	1.8 i L (Eng. XU7 JP4)	110 (81)	4	1996-1997	M4	14	SPC6125
ZX 16V	2.0 i L (Eng. XU10 J2L/J4)	150 (110)	4	1994-1997	M4	14	SPC6813
DACIA							
Logan	1.4i (Eng. K7J 710)	75 (55)	4	2004-	M4	14	SPC6343
Logan	1.6i (Eng. K7M 710)	90 (66)	4	2004-	M4	14	SPC6343
DAEWOO							
Espero 16V GLX	1.5 i L (Eng. A15MF)	90 (66)	4	1995-1999	SAE	10	SPC1818
Espero 8V	1.8 i L SOHC (Eng. C18LE)	95 (70)	4	1995-1999	SAE	10	SPC1817
Espero CD 8V	2.0 i L SOHC (Eng. C20LZ)	105 (77)	4	1997-1999	SAE	10	SPC1817
Kalos	1.4 i L	84 (62)	4	2002-2004	M4	18	SPC1820
Lanos	1.4 i L (Eng. A14SMS)	75 (55)	4	1997-	M4	18	SPC1820
Lanos 16V	1.5 i L DOHC (Eng. A15DMS)	100 (73)	4	1997-1999	M4	18	SPC1819
Lanos	1.5 i L (Eng. A15SMS)	86 (63)	4	1997-	M4	18	SPC1820
Lanos 16V	1.6 i L DOHC (Eng. A16DMS)	106 (78)	4	1997-	M4	18	SPC1819
Leganza 16V	1.8 i L DOHC		4	1997-	M4	18	SPC1821
Leganza	2.0 i L DOHC (Eng. X20XEV)	133 (98)	4	1997-	M4	18	SPC1821
Leganza	2.0 i L DOHC (Eng. X20SED)	133 (98)	4	1997-2002	M4	18	SPC1814
Leganza	2.0 i L DOHC (Eng. T20SED)	126 (93)	4	2000-	M4	18	SPC1814
Leganza	2.2 i L DOHC (Eng. T22SED)	136 (100)	4	1999-2002	M4	18	SPC1814
Lublin III	2.2 i L SOHC (Eng. HOLDEN)	117 (86)	4	1997-2007	M4	18	SPC1822
Matiz	0.8 L (Eng. F8CV)	52 (38)	3	1998-2008	DIN	14	SPC1815
Matiz	1.0 L (Eng. F10CV)	64 (47)	4	2003-	M4	18	SPC1812
Musso	3.2 L	220 (162)	6	1995-	M4	18	SPC5321
Nexia GL	1.5 i L (Eng. G15MF)	60 (44)	4	1995-	SAE	10	SPC1816
Nexia 16V GLX/GTX	1.5 i L (Eng. A15MF)	90 (66)	4	1995-	SAE	10	SPC1818
Nexia 8V	1.5 i L SOHC (Eng. G15MF)	75 (55)	4	1995-	SAE	10	SPC1816
Nubira	1.5 i L DOHC (Eng. A15DMS)	106 (78)	4	1997-	M4	18	SPC1819
Nubira	1.6 i L DOHC (Eng. A16DMS)	106 (78)	4	1997-	M4	18	SPC1819
Nubira	1.8 i L DOHC (Eng. X20XEV)	133 (98)	4	1997-	M4	18	SPC1821
Nubira	2.0 i L DOHC (Eng. X20XEV)	133 (98)	4	1997-	M4	18	SPC1821
Nubira	2.0 i L DOHC (Eng. X20SED)	126 (93)	4	1997-	M4	18	SPC1814
Nubira	2.0 i L DOHC (Eng. T20SED)	136 (100)	4	2000-	M4	18	SPC1814
Sens	1.3i L	70 (51)	4	2003-	M4	18	SPC1813
Tacuma	1.6 i L DOHC (Eng. A16DMS)	106 (78)	4	1997-	M4	18	SPC1819
Tacuma	2.0 i L DOHC (Eng. X20XEV)	133 (98)	4	1997-	M4	18	SPC1821
Tacuma	2.0 i L DOHC (Eng. X20SED)	133 (98)	4	2000-	M4	18	SPC1821
Tico	0.8 L (F8C)	41 (30)	3	1991-2001	DIN	14	SPC1815
DAIHATSU							
Applause (A101, A111)	1.6 16V (Eng. HD, HDE)	90-105 (66-77)	4	1989-1997	DIN	14	SPC2409
Bus Hi-Jet	0.55 (Eng. AB20, AB30)	27 (20)	4	1986-1989	DIN	14	SPC2407
Bus Hi-Jet	0.85 (Eng. CD)	30 (22)	4	1986-1989	DIN	14	SPC2407
Bus Hi-Jet	1.0 (Eng. CB41)		4	1986-1989	DIN	14	SPC2407
Charade III	1.3 i L 16V (Eng. HC) G102	75 (55)	4	1990-1993	DIN	14	SPC2411
Charade III	1.3 i L 16V (Eng. HCE) G102, G200	90 (66)	4	1988-1993	DIN	14	SPC2411
Charade III 4WD	1.3 i L 16V (Eng. HCE) G112	90 (66)	4	1988-1993	DIN	14	SPC2411
Charade III	1.3i 16V (Eng. HCE) G102 - Ø5	90 (66)	4	1988-1993	DIN	14	SPC2413
Charade IV	1.3i 16V (Eng. HCE) G200 - Ø5	84 (62)	4	1993-	DIN	14	SPC2413











DAIHATSU							
Charade IV	1.5i 16V (Eng. HEEG) G203 - Ø5	90 (66)	4	1993-	DIN	14	SPC2413
Charade IV	1.5i 16V (Eng. HCE) G200, G202 - Ø5	90 (66)	4	1997-	DIN	14	SPC2413
Charade IV	1.5 i L 16V (Eng. HEE) G203	90 (66)	4	1993-	DIN	14	SPC2411
Charade IV GTI	1.6i (Eng. HDE) G200, G201, G203 - Ø5	105 (77)	4	1993-	DIN	14	SPC2413
Charade IV GTI	1.6 i L 16V (Eng. HDE) G201	105 (77)	4	1993-1996	DIN	14	SPC2411
Cuore (L201)	0.85 (Eng. ED, ED10) - Ø5	40 (29)	3	1990-	DIN	14	SPC2410
Cuore	0.9 (Eng. ED20)	45 (33)	3	1994-	DIN	14	SPC2405
Cuore (L501)	0.9 (Eng. ED20) - Ø5	45 (33)	3	1994-	DIN	14	SPC2410
Domino	0.85 L (Eng. AD) - Ø5		2	1997-	DIN	14	SPC2410
Gran Move	1.5 16V (Eng. HEEG) G303 - Ø5	90 (66)	4	1996-1998	DIN	14	SPC2413
Move	0.8 (Eng. ED20)	42 (31)	3	1996-	DIN	14	SPC2405
Move (L601)	0.8 (Eng. ED20) - Ø5	42 (31)	3	1996-	DIN	14	SPC2410
Sporttrack	1.6 16V (Eng. HDC/HDE)	85-95 (63-70)	4	1988-1997	DIN	14	SPC2406
Velera	1.5i 16V (Eng. HE, HC) G203 - Ø5	90 (66)	4	1995-	DIN	14	SPC2413
DODGE							
Avenger	2.0 L	122 (90)	4	1996-	SAE	10	SPC2604
Caliber	2.0 L (SOHC)	156 (115)	4	2006-	SAE	10	SPC1418
Caliber	2.0 L (DOHC)	156 (115)	4	2006-	SAE	10	SPC2604
Caliber	2.4 L (SOHC)	170 (125)	4	2006-	SAE	10	SPC1418
Caliber	2.4 L (DOHC)	170 (125)	4	2006-	SAE	10	SPC2604
Caravan I	3.0 L	180 (132)	6	1990-	DIN	14	SPC5003
Caravan I	3.3 L	200 (147)	6	1990-	SAE	10	SPC2602
Caravan II	2.0 L (SOHC)	133 (98)	4	1995-2001	SAE	10	SPC1418
Caravan II	2.0 L (DOHC)	133 (98)	4	1995-2001	SAE	10	SPC2604
Caravan II	2.4 L (SOHC)	151 (111)	4	1995-2001	SAE	10	SPC1418
Caravan II	2.4 L (DOHC)	151 (111)	4	1995-2001	SAE	10	SPC2604
Caravan II	3.0 L	152 (112)	6	1995-2001	DIN	14	SPC5514
Caravan II	3.3 L - 3.8 L	158-178 (116-131)	6	1995-2001	SAE	10	SPC2602
Caravan III	2.4 L (SOHC)	151 (111)	4	2001-	SAE	10	SPC1418
Caravan III	2.4 L (DOHC)	151 (111)	4	2001-	SAE	10	SPC2604
Caravan III	3.3 L	175 (129)	6	2001-	SAE	10	SPC2607
Caravan III	3.8 L	208 (153)	6	2001-	SAE	10	SPC2607
Grand Caravan	3.0 L	180 (132)	6	1992-	DIN	14	SPC5003
Intrepid	3.5 L	215 (158)	6	1993-1997	SAE	10	SPC2603
Intrepid V6	3.3 L	201 (148)	6	1993-	SAE	10	SPC2602
Neon	2.0 L 16V (DOHC)	133-152 (98-112)	4	1994-1999	SAE	10	SPC2604
Neon	2.0 L 16V (SOHC)	133-152 (98-112)	4	1994-1999	SAE	10	SPC1418
Neon II	2.0 L 16V (DOHC)	133-152 (98-112)	4	1999-	SAE	10	SPC2604
Neon II	2.0 L 16V (SOHC)	133-152 (98-112)	4	1999-	SAE	10	SPC1418
Shadow V6	3.0 L	180 (132)	6	1992-	DIN	14	SPC5003
Shekby V6	3.0 L	180 (132)	6	1990-	DIN	14	SPC5003
Spirit V6	3.0 L	180 (132)	6	1990-	DIN	14	SPC5003
Stealth V6	3.0 L	180 (132)	6	1992-	DIN	14	SPC5003
Stratus	2.0 L (SOHC)	133 (98)	4	1995-	SAE	10	SPC1418
Stratus	2.0 L (DOHC)	133 (98)	4	1995-	SAE	10	SPC2604
Stratus	2.4 L (SOHC)	140-152 (103-112)	4	1995-	SAE	10	SPC1418
Stratus	2.4 L (DOHC)	140-152 (103-112)	4	1995-	SAE	10	SPC2604



FIAT							
Albea	1.2 i L 16V	80 (59)	4	2002-2004	M4	14	SPC4838
Brava 16V	1.2 i L (Eng. 182 B2.000)	85 (63)	4	1998-2000	DIN	14	SPC4837
Brava 16V	1.2 i L (Eng. 182 B2.000)	80 (59)	4	1998-2000	M4	14	SPC4838
Brava 16V	1.2 i L (Eng. 188 A5.000)	85 (63)	4	2000-2001	DIN	14	SPC4837
Brava 16V	1.2 i L (Eng. 188 A5.000)	85 (63)	4	2000-2001	M4	14	SPC4838
Brava 12V	1.4 i L (Eng. 182 A3.000)	80 (59)	4	1995-2001	M4	14	SPC4807
Brava 16V	1.6 i L (Eng. 182 A4.000/182 A6.000)	90-103 (66-76)	4	1995-2001	M4	14	SPC4808
Bravo 16V	1.2 i L (Eng. 182 B2.000)	85 (63)	4	1998-2000	DIN	14	SPC4837
Bravo 16V	1.2 i L (Eng. 182 B2.000)	85 (63)	4	1998-2000	M4	14	SPC4838
Bravo 16V	1.2 i L (Eng. 188 A5.000)	85 (63)	4	2000-2001	M4	14	SPC4838
Bravo GT 16V	1.8 i L (Eng. 182 A2.000)	113 (83)	4	1996-2001			SPC4842
Bravo 20V	2.0 L (Eng. 182... HGT)	145 (107)	5	1995-			SPC4841
Cinquecento	0.7 L (Eng. 170 A.000)	31 (23)	2	1992-1998	DIN	14	SPC2862
Cinquecento	0.9 i L (Eng. 170 A1.046)	39 (29)	4	1992-1998	DIN	14	SPC2863
Cinquecento Sporting	1.1 L (Eng. 176 B2.000)	55 (40)	4	1994-1998	DIN	14	SPC2871
Cinquecento Sporting	1.1 L (Eng. 176 B2.000)	55 (40)	4	1994-1998	DIN	14	SPC4804
Coupe 16V Turbo	2.0 i L (Eng. 175 A1.000)	190 (140)	4	1993-1996	DIN	14	SPC4823
Coupe 20V	2.0 i L (Eng. 182 A1.000)	147 (108)	5	1996-			SPC4841
Coupe 16V	2.0 i L (Eng. 836 A3...)	140 (103)	4	1994-	DIN	14	SPC4806
Croma 1600 CHT	1.6 L (Eng. 154 A.048)	83 (61)	4	1985-1991	DIN	14	SPC4813
Croma 16V	2.0 i L (Eng. 154 E1.000)	135 (99)	4	1993-1996	DIN	14	SPC2839
Croma 2000 iE 16V	2.0 i L (Eng. 154 E1.000)	135 (99)	4	1992-1996	M4	14	SPC4809
Croma S 2000 iE Turbo	2.0 i L (Eng. 834 B.048-834 B.146)	110-155 (81-114)	4	1986-1996	DIN	14	SPC4813
Croma 2000 CHT	2.0 L (Eng. 154 C3-C4.000)	110-155 (81-114)	4	1991-1994	DIN	14	SPC4813
Croma	2.0 Li CHT (Eng. 154 A1.000)	90 (66)	4	1986-	DIN	14	SPC2861
Croma V6	2.5 L (Eng. 834 G.000)	162 (119)	6	1993-1996	M4	14	SPC4840
Doblo 8V Fire	1.2 i L (Eng. 223A5.000)	60 (44)	4	2001-	DIN	14	SPC4839
Doblo	1.4 i L 8V Fire (Eng. 119)	77 (57)	4	2005-	M4	14	SPC4843
Doblo Cargo	1.4 i L 8V Fire (Eng. 223)	77 (57)	4	2005-	M4	14	SPC4843
Doblo 16V	1.6 i L (Eng. 182 B6.000)	103 (76)	4	2001-	M4	14	SPC4808
Ducato	1.8 L - 2.0 L (Eng. XN1 TA/170B,D)	85 (63)	4	1982-1994	DIN	14	SPC6111
Ducato	2.0 L (Eng. XU10 J2C/J2U - RFW/RFL)	110 (81)	4	1994-2002	M4	14	SPC6125
Fiorino	1.1 - 1.3 L (Eng. 146 A5.000/146 A9.000)	55-65 (40-48)	4	1988-1992	DIN	14	SPC6330
Fiorino	1.4 L (Eng. 146 D5.000)	70 (51)	4	1992-	M4	14	SPC4805
Fiorino	1.6 L (Eng. 146 D6.000)	75 (55)	4	1993-	M4	14	SPC4805
Grande Punto	1.2 i L 8V Fire (Eng. 199 A4.000)	65 (48)	4	2005-	M4	14	SPC4843
Grande Punto	1.4 i L 8V Fire (Eng. 350 A1.000)	77 (57)	4	2005-	M4	14	SPC4843
Marea	1.2i L (Eng. 182 B2.000/182 A5.000)	82 (60)	4	1998-	M4	14	SPC4838
Marea	1.4 i L (Eng. 182 A3.000)	80 (59)	4	1996-	M4	14	SPC4807
Marea	1.6 i L (Eng. 182 A4.000/182 B5.098)	103 (76)	4	1996-	M4	14	SPC4808
Marea	1.6 i L (Eng. 182 B6.000)	103 (76)	4	2000-	M4	14	SPC4808
Marea	1.6 i L (Eng. 185 A3.000)	103 (76)	4	1999-	M4		SPC4808
Marea	1.8 i L		4	1995-			SPC4842
Marea	1.8 i L (Eng. 182 A2.000)	113 (83)	4	1996-	M4	14	SPC4808
Marea	2.0 i L (Eng. 182 A1.000)	130 (96)	5	1996-			SPC4841
Multipla 16V	1.6 i L (Eng. 182 A4.000/182 B6.000)	103 (76)	4	1998-	M4	14	SPC4808
Multipla 16V	1.6 i L (Eng. 186 A3.000/186 A4.000)	95-103 (70-76)	4	1999-	M4	14	SPC4808
Palio	1.1 i L (Eng. 178 B9.033)	55 (40)	4	1998-	SAE	10	SPC4802



















FIAT							
Palio 8V	1.2 i L (Eng. 178 B5.000/178 C4.066)	73 (54)	4	1998-	DIN	14	SPC4804
Palio 8V	1.2 i L (Eng. 178 E2.000/178 B7.045)	75 (55)	4	1997-	DIN	14	SPC4804
Palio 8V	1.2 i L (Eng. 188 A4.000)	60 (44)	4	2001-	DIN	14	SPC4839
Palio	1.4 i L (Eng. 178 B2.000/178 B2.016)	70 (51)	4	1996-	DIN	14	SPC2852
Palio 16V	1.6 i L (Eng. 178 B3.000/182 B6.000)	103 (76)	4	1996-	M4	14	SPC4808
Palio 16V	1.6 i L (Eng. 178 D2.011 178 C7.098)	103 (76)	4	1998-	M4	14	SPC4808
Punto I 55 S-EDS	1.1 i L (Eng. 176 A6.000)	55 (40)	4	1993-1999	DIN	14	SPC4804
Punto I 55 (6 Speed)	1.1 i L (Eng. 176 B2.000)	55 (40)	4	1993-1999	DIN	14	SPC4804
Punto I 60	1.2 i L (Eng. 176 A7.000)	58 (43)	4	1993-1999	DIN	14	SPC4804
Punto I 75 MPi	1.2 i L (Eng. 176 A8.000)	75 (55)	4	1994-1999	DIN	14	SPC4804
Punto I HSD	1.2 i L (Eng. 176 A8.000)	73 (54)	4	1994-	M4	14	SPC4805
Punto I 60 SX	1.2 i L (Eng. 176 B1.000)	60 (44)	4	1994-1999	DIN	14	SPC4804
Punto I 85 16V	1.2 i L (Eng. 176 B9.000)	85 (63)	4	1997-1999	DIN	14	SPC4837
Punto I GT Turbo	1.4 L (Eng. 176 A4.000/176 B6.000)	136 (100)	4	1993-1999	M4	14	SPC2848
Punto I 90 Cabrio	1.6 i L (Eng. 176 A9.000)	90 (66)	4	1994-1997	M4	14	SPC4805
Punto II 60	1.2 i L (Eng. 188 A4.000)	58 (43)	4	1999-	DIN	14	SPC4839
Punto II 85 16V	1.2 i L (Eng. 188 A5.000)	80 (59)	4	1999-	M4	14	SPC4838
Punto II HGT	1.8 i L (Eng. 188.A2/183.A1)	130 (96)	4	1999-			SPC4842
Seicento 900	0.9 i L (Eng. 170 A1.046)	39 (29)	4	1998-	DIN	14	SPC2863
Seicento 1100	1.1 L (Eng. 176 B2.000/188 A1.000)	55 (40)	4	1998-	DIN	14	SPC2871
Siena	1.2 i L (Eng. 188 A4.000)	60 (44)	4	2002-	DIN	14	SPC4839
Siena	1.2 i L (Eng. 178 B5.000)	75 (55)	4	1998-	DIN	14	SPC4804
Siena	1.4 i L (Eng. 178 B2.000/178 B2.016)	70 (51)	4	1996-	DIN	14	SPC2852
Siena 16V	1.6 i L (Eng. 182 B6.000)	103 (76)	4	2000-2001	M4	14	SPC4808
Siena 16V	1.6 i L (Eng. 178 B3.000)	103 (76)	4	1997-	M4	14	SPC4808
Siena 16V	1.6 i L (Eng. 178 D2.011)	103 (76)	4	1999-	M4	14	SPC4808
Tempra	1.4 i L (Eng. 159 A2.000)	78 (57)	4	1991-1996	DIN	14	SPC2845
Tempra	1.4 i.e (Eng. 159 A2.000)	78 (57)	4	1991-1996	DIN	14	SPC2828
Tempra	1.4 L (Eng. 160 A1.046)	69 (51)	4	1992-1996	DIN	14	SPC2844
Tempra	1.6 i L (Eng. 159 A3.048/159 B9.000)	75-90 (55-66)	4	1993-1996	M4	14	SPC4805
Tempra	1.6 i L (Eng. 159 B9.000)	90 (66)	4	1994-1996	M4	14	SPC4835
Tempra MPi-Bosch	1.6 i L (Eng. 835 C1.000)	75 (55)	4	1992-1996	M4	14	SPC4835
Tempra	1.6 L (Eng. 159 A3.000)	86 (63)	4	1990-1993	DIN	14	SPC2806
Tempra	1.6 L (Eng. 159 B9.000)	86 (63)	4	1993-1996	DIN	14	SPC2806
Tempra	1.8 i L (Eng. 159 A4.000)	110 (80)	4	1990-1996	DIN	14	SPC4813
Tempra	2.0 i L (Eng. 159 A6.046)	110 (81)	4	1990-1992	DIN	14	SPC4813
Tipo	1.1 L (Eng. 156 C.046)	50 (37)	4	1994-1995	M4	14	SPC4807
Tipo	1.4 i.e (Eng. 836 A4.000)	70 (51)	4	1989-1995	M4	14	SPC4835
Tipo	1.4 L - 1.4 i L (Eng. 160 A1)	71 (52)	4	1987-1995	DIN	14	SPC2840
Tipo	1.4 L (Eng. 159 A2.000)	75 (55)	4	1989-1993	DIN	14	SPC2864
Tipo	1.4 L (Eng. 160 A1.000)	71 (52)	4	1989-1993	DIN	14	SPC2864
Tipo	1.6 i L (Eng. 149 A3/C2.046)	80 (59)	4	1988-1995	DIN	14	SPC4832
Tipo	1.6 i L (Eng. 159 A3.048)	100 (74)	4	1992-1996	DIN	14	SPC4806
Tipo	1.6 i L (Eng. 160 E2.011)	81 (60)	4	1993-	M4	14	SPC4835
Tipo	1.6 i L (Eng. 835 C1.000)	75 (55)	4	1992-1995	M4	14	SPC4835
Tipo	1.8 i L (Eng. 159 / 835)	90-107 (66-79)	4	1990-1995	DIN	14	SPC4816
Ulysse	2.0 i L (Eng. LFW)	100 (74)	4	1997-2002	M4	14	SPC6125
Ulysse	2.0 i L (Eng. RGX XU10J2)	147 (108)	4	1995-2002	M4	14	SPC6813









							
Uno 45	1.0 L (Eng. 146 C7.000)	45 (33)	4	1998-	DIN	14	SPC2867
Uno	1.1 L		4	1998-	M4	14	SPC2868
FORD							
Cougar	2.0 i L (Eng. EDBA/EDBB Zetec-E)	130 (96)	4	1998-2001	M4	14	SPC3011
Cougar V6 24V	2.5 i L (Eng. BCV Duratec)	170-205 (125-151)	6	2000-2001	DIN		SPC3025
Escort Mk5	1.3 L (Eng. J4B/ J6A HCS)	60 (44)	4	1990-1995	DIN		SPC5106
Escort Mk5	1.4 i L (Eng. F6F, F6G)	71 (52)	4	1990-1995	DIN		SPC3008
Escort Mk5	1.6 i L (Eng. LJB)	102 (75)	4	1989-1992	DIN		SPC3023
Escort Mk5	1.6 i L (Eng. LJF)	105 (77)	4	1989-1992	DIN		SPC3005
Escort Mk5	1.6 L (Eng. LUJ LUK)	90 (66)	4	1990-1992	DIN		SPC3008
Escort Mk6 16V	1.6 i L Zetec	90 (66)	4	1992-1995	DIN		SPC3006
Escort Mk6 16V	1.6 i L (Eng. L1E, L1H)	88-90 (65-66)	4	1992-1995	DIN		SPC3006
Escort Mk6 16V	1.8 i L (Eng. RDA/RKV/RQB)	105-130 (77-96)	4	1992-1995	DIN		SPC3006
Escort Mk6 RS	2.0 i L (Eng. N5F)	220 (162)	4	1992-1995	DIN	14	SPC3034
Escort Mk7	1.3 (Eng. J4B)	60 (44)	4	1995-1999	M4	14	SPC3035
Escort Mk7	1.4 i L (Eng. F4B)	75 (55)	4	1995-1998	DIN		SPC3008
Escort Mk7 16V	1.6 i L (Eng. L1E/H)	90 (66)	4	1995-1998	DIN		SPC3006
Escort Mk7 16V	1.8 16V (Eng. RDA/RKC)	105-130 (77-96)	4	1995-1998	DIN		SPC3006
Explorer V6	4.0 L	165 (121)	6	1993-1996	DIN		SPC3026
Explorer V6	4.0 L	207 (152)	6	1997-2002	DIN		SPC3032
Fiesta Mk3	1.0 L (Eng. TLB)	45 (33)	4	1989-1995	DIN		SPC5106
Fiesta Mk3	1.1 L (Eng. 6GA/GUE/GUD)	50-55 (34-40)	4	1990-1995	DIN		SPC5106
Fiesta Mk3	1.3 i L (Eng. JBC)	60 (44)	4	1989-1992	DIN		SPC5106
Fiesta Mk3	1.4 L (Eng. FUJ, FUG, F6E, F4A)	71-73 (52-54)	4	1989-1995	DIN		SPC3008
Fiesta Mk3 16V	1.6 i L (Eng. L1G)	90 (66)	4	1994-1995	DIN		SPC3006
Fiesta Mk3 XR2i	1.6 L (Eng. LCJ)	110 (81)	4	1989-1994	DIN		SPC3023
Fiesta Mk3	1.6 L (Eng. LHA)	131 (96)	4	1990-1992	DIN		SPC3005
Fiesta Mk3 Turbo	1.6 L (Eng. LHA)	131 (96)	4	1990-1992	DIN		SPC3023
Fiesta Mk3 XR2 i	1.6 L (Eng. LJD)	103 (76)	4	1989-1994	DIN		SPC3005
Fiesta Mk3 (Carb)	1.6 L (Eng. LUH)	88 (65)	4	1989-1989	DIN	14	SPC5941
Fiesta Mk3	1.6 L (Eng. LUH)	88 (65)	4	1989-1994	DIN		SPC3008
Fiesta Mk3	1.6 L (Eng. LUH)	88 (65)	4	1989-1989	DIN	14	SPC6512
Fiesta Mk3 16V	1.8 i L (Eng. RDB)	105 (77)	4	1992-1995	DIN		SPC3006
Fiesta Mk3 16V	1.8 i L (Eng. RQC)	130 (96)	4	1992-1995	DIN		SPC3006
Fiesta Mk4 IV	1.0 i	52 (38)	4	1997-1999	M4	14	SPC3035
Fiesta Mk4 16V	1.25 i L Zetec-E (Eng. DHA-DHG)	75 (55)	4	1995-1998	DIN		SPC3030
Fiesta Mk4 16V	1.25 i L Zetec-E (Eng. DHA-DHG)	75 (55)	4	1998-2000	M4	14	SPC5115
Fiesta Mk4 Ghia	1.25 i L Zetec-E (Eng. DHA-DHG)	75 (55)	4	1995-1998	DIN		SPC3006
Fiesta Mk4	1.3 i (Eng. J4C/J4J/J4L/J4Q/J4R/J4T)	60 (44)	4	1995-1998	DIN		SPC5106
Fiesta Mk4 IV	1.3 i (Eng. J4C/J4J/J4L/J4Q/J4R/J4T)	60 (44)	4	1998-2002	M4	14	SPC3035
Fiesta Mk4	1.3 i (Eng. JJA/JJC/JJE/JJJ/ JJK/JJM)	50 (37)	4	1995-1998	DIN		SPC5106
Fiesta Mk4 IV	1.3 i (Eng. JJA/JJC/JJE/JJJ/ JJK/JJM)	50 (37)	4	1998-2002	M4	14	SPC3035
Fiesta Mk4 16V	1.4 i L (Eng. FHA/FHE)	90 (66)	4	1996-1998	DIN		SPC3006
Fiesta Mk4 16V	1.4 i L (Eng. FHA/FHE)	90 (66)	4	1998-2000	DIN		SPC3030
Fiesta Mk5 16V	1.2 i L (Eng. M7JA, M7JB, FUJA,FUJB)	70-75 (51-55)	4	2002-	M4	14	SPC5114
Fiesta Mk5 V	1.3i L 8V (Eng. A9JA, A9JB)	69 (51)	4	2001 -	M4	14	SPC3039
Fiesta Mk5 V	1.3i L 8V (Eng. BAJA)	60 (44)	4	2001 -	M4	14	SPC3039
Fiesta Mk5 16V	1.4 i L (Eng. FXJA, FXJB)	80 (59)	4	2001 -	M4	14	SPC5114
Focus 16V	1.4 i L (Eng. FXDA/FXDB/FXDC/FXDD)	75 (55)	4	1998-2004	M4	14	SPC5114




FORD							
Focus 16V ZH	1.4 i L (Eng. FXDA/FXDB/FXDC/FXDD)	75 (55)	4	1998-2004	M4	14	SPC5115
Focus 16V	1.6 i L (Eng. FYDD, FYDH, FYDB, FYDC, FYDA)	100 (74)	4	1998-2004	M4	14	SPC5114
Focus 16V ZH	1.6 i L (Eng. FYDD, FYDH, FYDB, FYDC, FYDA)	100 (74)	4	1998-2004	M4	14	SPC5115
Focus	1.8 i L Zetec - E (Eng. Zeta)	115 (85)	4	1998-2004	M4	14	SPC3011
Focus	2.0 i L Zetec - E (Eng. Zeta)	130 (96)	4	1998-2004	M4	14	SPC3011
Fusion	1.2 i L Zetec - S (Eng. Zeta)	75 (55)	4	2002-	M4	14	SPC5114
Fusion	1.3i L 8V	60 (44)	4	2002-	M4	14	SPC3039
Fusion	1.4 i L Zetec - S (Eng. Zeta)	80 (59)	4	2002-	M4	14	SPC5114
Fusion	1.6 i L Zetec - S (Eng. Zeta)	100 (74)	4	2002-	M4	14	SPC5114
Galaxy	2.0 i 8V DOHC (Eng. NSE, ZVSA)	115 (85)	4	1995-	DIN		SPC3036
Galaxy	2.3 16V (Eng. E5SB)	140 (103)	4	2001-	M4	14	SPC3040
Galaxy	2.3 16V DOHC (Eng. Y5B, E5SA)	146 (107)	4	1997-	DIN		SPC3036
Galaxy	2.3 16V (Eng. Y5B, E5SA)	146 (107)	4	1997-	M4	14	SPC3040
Galaxy Ghia	2.3 L GT 16V (Eng. WM DOHC)	145 (107)	4	1997-2001	DIN		SPC3021
Galaxy V6	2.8 i L (Eng. AAA DOHC)	174 (128)	6	1995-2000	M4	14	SPC8016
KA	1.3 i (Eng. J4K,J4M,J4N,J4P,JJB,JJD,JJF,JJG,JJH)	60 (44)	4	1996-1998	DIN		SPC3010
KA	1.3 i (Eng. J4K,J4M,J4N,J4P,JJB,JJD,JJF,JJG,JJH)	60 (44)	4	1998-	M4	14	SPC3035
KA	1.3i L 8V (Eng. A9A, A9B)	69 (51)	4	2001-	M4	14	SPC3039
KA	1.6i L 8V (Eng. CDB, CDC)	95 (70)	4	2003-	M4	14	SPC3039
Mondeo	1.6 i (Eng. L1J)	90 (66)	4	1996-1998	DIN		SPC3006
Mondeo	1.6 i (Eng. L1L/L1Q/L1Q)	95 (70)	4	1998-2000	M4	14	SPC3011
Mondeo GLX	1.6 i L Zetec - E (Eng. L1F/J Zeta)	90 (66)	4	1993-1996	DIN		SPC3006
Mondeo GLX	1.8 i L Zetec - E (Eng. RKA Zeta)	115 (85)	4	1993-1996	DIN		SPC3006
Mondeo	1.8 i L (Eng. RKB/RKF/RKH Zeta)	115 (85)	4	1998-2000	M4	14	SPC3011
Mondeo	2.0 i (Eng. NGA/NGB/NGC/NGD)	131 (96)	4	1998-2000	M4	14	SPC3011
Mondeo	2.0 i L Zetec - E (Eng. NGA Zeta)	136 (100)	4	1993-1996	DIN		SPC3006
Mondeo	2.5 i L (Eng. SGA)	205 (151)	6	1999-2000	DIN		SPC3025
Mondeo II	1.8 i L (Eng. RKB/RKF/RKH/RKJ)	115 (85)	4	1996-1998	DIN		SPC3006
Mondeo II	2.0 i L (Eng. NGA/NGB/NGC/NGD)	131 (96)	4	1996-1998	DIN		SPC3006
Mondeo III	1.8i 16V (Eng. CGBA, CGBB)	110 (81)	4	2000-2007	M4	14	SPC3037
Mondeo III	1.8i 16V (Eng. CHBA, CHBB)	125 (92)	4	2000-2007	M4	14	SPC3037
Mondeo III	2.0i 16V (Eng. CJB, CJBB)	146 (107)	4	2000-2007	M4	14	SPC3037
Mondeo III V6 24V	2.5 i L (Eng. Duratec HE)	170 (125)	6	2000-2007	M4	18	SPC3024
Mustang	3.8 V6	152 (112)	6	1993-	DIN		SPC3027
Probe 16V	2.0 i L (Eng. GE-DOHC)	120 (88)	4	1992-	DIN	14	SPC5107
Probe Turbo	2.2 i L	147 (108)	4	1988-1992	DIN	14	SPC6512
Probe V6 24V	2.5 i L	165 (121)	6	1992-	DIN	14	SPC5112
Puma	1.4 i L (Eng. Zeta) - FHD	90 (66)	4	1998-1998	DIN		SPC3006
Puma 16V	1.4 i L (Eng. Zeta) - FHD	90 (66)	4	1998-2002	DIN		SPC3030
Puma 16V	1.4 i L (Eng. Zeta) - FHD	90 (66)	4	1998-2002	M4	14	SPC5115
Puma 16V	1.4 i L (Eng. Zeta) - FHD	90 (66)	4	1998-1998	M4	14	SPC5114
Puma	1.7 i L (Eng. Zeta) - MHA	125 (92)	4	1998-1998	DIN		SPC3006
Puma 16V	1.7 i L (Eng. Zeta) - MHA	125 (92)	4	1998-2002	DIN		SPC3030
Puma 16V	1.7 i L (Eng. Zeta) - MHA	125 (92)	4	1998-2002	M4	14	SPC5115
Puma 16V	1.7 i L (Eng. Zeta) - MHA	125 (92)	4	1998-1998	M4	14	SPC5114
Ranger	3.0 L	135 (99)	6	1990-1996	SAE	10	SPC3022
Ranger V6	4.0 L	207 (152)	6	2005-	DIN		SPC3032
Scorpio	2.0 i L (Eng. N9D/N9F/NRA/NRI)	115 (85)	4	1989-1994	DIN	14	SPC3016









							
Scorpio	2.0 i L (Eng. NSD)	115 (85)	4	1994-1994	DIN	14	SPC3016
Scorpio V6	2.4 L - 2.8 L - 2.9 L	125-150 (92-110)	6	1987-1994	SAE	10	SPC3013
Scorpio V6 24V	2.9 i (Eng. BOA EFI)	195 (143)	6	1991-1994	DIN		SPC3038
Scorpio 24V	2.9 L (Eng. BRD, BRE, BRF)	145 (107)	6	1987-1994	DIN	14	SPC7821
Scorpio II V6 24V	2.9 i (Eng. BOB EFI)	207 (152)	6	1994-1998	DIN		SPC3038
Sierra	1.6 i - 1.8 i L (Eng. CVH)	75-90 (55-66)	4	1991-1993	DIN		SPC5106
Sierra	2.0 i L (Eng. N8C/NES/N9C)	105 (77)	4	1990-1993	DIN	14	SPC3016
Sierra	2.0 i L (Eng. NE5/NEJ)	100 (74)		1987-1993	DIN	14	SPC3016
Sierra	2.0 L (Eng. N4A/N4I/N4B DOHC)	100 (74)	4	1987-1993	DIN	14	SPC3016
Sierra	2.0 L (Eng. N8C/N9C OHC) -	105 (77)	4	1987-1993	SAE	10	SPC3004
Transit	2.0 (Eng. NSF/NSG)	115 (85)	4	1994-2000	DIN	14	SPC3016
Transit	2.0 8V DOHC (Eng. NSC)	115 (85)	4	1995-2000	DIN		SPC3036
GAZ							
Volga / Gazelle	2.4 (Eng. 402)		4	1975-	DIN	14	SPC8101
Volga / Gazelle	2.3 (Eng. 406)		4	1995-	M4	18	SPC8103
HONDA							
Accord V	2.0 (Eng. F20B3/Z1/Z2)	115-136 (85-100)	4	1993-1997	DIN	14	SPC3419
Accord V	2.2 i L (Eng. F22B4/B5)	150 (110)	4	1993-1998	DIN	14	SPC3419
Accord V 16V	1.8 (Eng. F18A3)	115 (85)	4	1994-1995	DIN	14	SPC3419
Accord V VTEC	2.2 i L (Eng. F22B1)	150 (110)	4	1994-1997	DIN	14	SPC3407
Accord VI	1.8 i L (Eng. F18A3)	115 (85)	4	1996-1998	DIN	14	SPC3419
Accord VI 16	2.0 i L (Eng. F20Z1)	130 (96)	4	1996-1998	DIN	14	SPC3419
Accord VI VTEC	2.2 i L (Eng. F22Z2/H22A2)	150 (110)	4	1996-1998	DIN	14	SPC3407
Accord VII VTEC	1.8 i L (Eng. F18B2)	136 (100)	4	1998-2001	DIN	14	SPC3407
Accord VII VTEC	2.0 i L (Eng. F20B5/F20B6/F20B7)	145 (107)	4	1998-2002	DIN	14	SPC3407
Accord VII VTEC	2.3 i L (Eng. F23A3)	150 (110)	4	1998-2001	DIN	14	SPC3407
Accord VII V6 24V	3.0 (Eng. J30A1)	200 (147)	6	1998-2002	DIN	14	SPC3422
Civic IV	1.3 i 16V (Eng. D13B2)	75 (55)	4	1991-1995	DIN	14	SPC3420
Civic IV	1.4 i 16V (D14A5)	75 (55)	4	1995-1997	DIN	14	SPC3420
Civic IV	1.4 i 16V (Eng. D14A2)	90 (66)	4	1994-1997	DIN	14	SPC3420
Civic IV	1.5 L (Eng. D15Z1/D15B2)	95 (70)	4	1991-1997	DIN	14	SPC3420
Civic IV	1.5 i 16V (Eng. D15B7)	102 (75)	4	1994-1995	DIN	14	SPC3420
Civic IV	1.6 (Eng. D16Z6)	125 (92)	4	1991-1995	DIN	14	SPC3415
Civic IV	1.6 i (Eng. D16Y6/D16Z9)	125 (92)	4	1994-1997	DIN	14	SPC3415
Civic IV	1.6 i 16V (Eng. D16Y3)	113 (83)	4	1994-1997	DIN	14	SPC3420
Civic IV	1.6 i 16V VTEC (Eng. D16Y7)	105 (77)	4	1994-2000	DIN	14	SPC3409
Civic V	1.4 i 16V (Eng. D14A3)	75 (55)	4	1995-2001	DIN	14	SPC3420
Civic V	1.4 i 16V (Eng. D14A4)	90 (66)	4	1995-2001	DIN	14	SPC3409
Civic V	1.5 i 16V VTEC (Eng. D15Z6)	114 (84)	4	1995-2001	DIN	14	SPC3408
Civic V	1.5 i 16V VTEC (Eng. D15Z8)	114 (84)	4	1997-2001	DIN	14	SPC3407
Civic V	1.6 i 16V (Eng. D16B2)	116 (85)	4	1997-2001	DIN	14	SPC3407
Civic V	1.6 i 16V VTEC (Eng. B16A1/A2)	110-115 (81-85)	4	1995-2001	DIN	14	SPC3408
Civic V	1.8 i 16V VTEC (Eng. B18C4)	169 (124)	4	1997-2000	DIN	14	SPC6505
Concerto	1.4 i L (Eng. D14A1/D14A8)	82-90 (60-66)	4	1989-1991	DIN	14	SPC3420
Concerto	1.5 i L (Eng. D15B2)	90 (66)	4	1989-1995	DIN	14	SPC3420
Concerto	1.6 i L (Eng. D16Z1/Z2)	105-110 (77-81)	4	1989-1995	DIN	14	SPC3420
Concerto	1.6 (Eng. D16A8/ZC)	130 (96)	4	1989-1995	DIN	14	SPC3420
CR-V (RD1/3)	2.0 (Eng. B20B2/B20B4/B20B9)	128 (94)	4	1995-1999	DIN	14	SPC3421
CR-V (RD1/3)	2.0 (Eng. B20Z1/B20Z3)	145 (107)	4	1999-2001	DIN	14	SPC3421

							
HONDA							
CR-V (RD5)	2.0 (Eng. K20A)	150 (110)	4	2001-	DIN	14	SPC3421
HR-V	1.6 16V (Eng. D16W1/D16W2/D16W5)	105-124 (77-91)	4	1999-2007	DIN	14	SPC3407
Prelude IV	2.0 L (Eng. F20A4)	133 (98)	4	1992-1996	DIN	14	SPC3419
Prelude IV	2.2 L (Eng. H22A2)	185 (136)	4	1993-1996	DIN	14	SPC6505
Prelude V	2.0 L (Eng. F20A4)	133 (98)	4	1996-	DIN	14	SPC3419
HYUNDAI							
Accent	1.3 (Eng. G4EA)	75-90 (55-66)	4	2000-	DIN	14	SPC5513
Accent	1.3 L (Eng. G4EH)	60-75 (44-55)	4	1994-2000	DIN	14	SPC5513
Accent	1.5 L (Eng. G4EK)	88 (65)	4	1994-2000	DIN	14	SPC5513
Accent 16V	1.5 i L DOHC (Eng. G4ER)	98 (72)	4	1995-1997	DIN	14	SPC4407
Accent 16V	1.5 i L DOHC (Eng. G4FK)	88 (65)	4	1995-2000	DIN	14	SPC3608
Accent (LC)	1.5 (Eng. G4EA)	88 (65)	4	2000-	DIN	14	SPC5513
Accent (LC)	1.5 (Eng. G4EB)	90 (66)		2000-	DIN	14	SPC5513
Accent (LC)	1.5 i (G4EC-G)	102 (75)		2000-	DIN	14	SPC3607
Atos	1.0 L (Eng. G4HC/G4BC)	55 (40)	4	1997-	DIN	14	SPC5513
Atos	1.1 L (Eng. G4HD)	60 (44)	4	2003-	DIN	14	SPC5513
Atos 0.8	0.8 L SOHC (Eng. TCI)		4	1997-	DIN	14	SPC5513
Coupe 16V	1.6 L (Eng. G4GR)	116 (85)	4	1998-2002	DIN	14	SPC3607
Coupe 16V	1.6 i L (Eng. 4G61)	114 (84)	4	1996-2000	DIN	14	SPC3607
Coupe 16V	1.6 i L (Eng. 4G61)	114 (84)	4	2000-2002	DIN	14	SPC3608
Coupe	2.0 i L (Eng. G4GF)	139 (102)	4	1996-2002	DIN	14	SPC3607
Coupe (GK) V6	2.7 (Eng. G6BA-G)	167 (123)	6	2002-	DIN	14	SPC4408
Excel	1.3 L (Eng. G4DG)	70 (51)	4	1989-1991	DIN	14	SPC5513
Excel	1.3 L (Eng. G4EH)	85 (63)	4	1994-1999	DIN	14	SPC5513
Excel	1.5 (Eng. G4DJ, G15EK)	70-88 (51-65)	4	1989-1992	DIN	14	SPC5513
Excel	1.5 i (Eng. G4ER)	98 (72)	4	1995-1997	DIN	14	SPC4407
Excel	1.5 i (Eng. G4FK/G4ER)	88 (65)	4	1995-1999	DIN	14	SPC3608
Elantra	1.6 i (Eng. G4ED-G)	107 (79)	4	2000-	DIN	14	SPC4410
Elantra	1.6 i (Eng. G4ED-G)	105 (77)	4	2003-	DIN	14	SPC4410
Elantra	1.6 i (Eng. G4GA)	112 (82)	4	2003-	DIN	14	SPC4410
Elantra	1.6 i	90 (66)	4	2000-2003	DIN	14	SPC4410
Getz	1.3 i (G4E-A)	82 (60)	4	2002-	DIN	14	SPC5513
Getz	1.3 i (G4E-A)	85 (63)	4	2004-	DIN	14	SPC5513
Getz	1.4 i (Eng. G4EE)	97 (71)	4	2005-	DIN	14	SPC4410
Getz	1.6 i (Eng. G4ED-G)	106 (77)	4	2002-	DIN	14	SPC4410
H100	2.4 i (Eng. G4CS)	114-122 (84-90)	4	1993-2000	DIN	14	SPC3602
Highway V6 24V	2.7	170 (125)	6	2000-	DIN	14	SPC4408
Lantra I	1.5 i L (Eng. G15B/G4DJ)	78-86 (57-63)	4	1990-1993	DIN	14	SPC5513
Lantra I	1.5 i L (Eng. G15B/G4DJ)	78-86 (57-63)	4	1993-1995	DIN	14	SPC3602
Lantra I	1.6 i L (Eng. G4CR)	106 (78)	4	1990-1995	DIN	14	SPC3608
Lantra I	1.6 i L (Eng. G4CR)	114 (84)	4	1990-1995	DIN	14	SPC5512
Lantra I	1.8 i L (Eng. G4CN)	127 (93)	4	1990-1995	DIN	14	SPC5512
Lantra II	1.5 i L (Eng. G4EK)	88 (65)	4	1996-2000	DIN	14	SPC5513
Lantra II	1.6 i L (Eng. 4G61)	113 (83)	4	1995-2000	DIN	14	SPC3608
Lantra II	1.6 i L (Eng. G4GR)	90 (66)	4	1995-2000	DIN	14	SPC3607
Lantra II	1.8 i L (Eng. G4GM)	128 (94)	4	1995-2000	DIN	14	SPC3607
Lantra II	2.0 L (Eng. G4GF)	139 (102)	4	1996-2000	DIN	14	SPC3607
Matrix	1.6 i L (Eng. G4ED-G)	102 (75)	4	2001-	DIN	14	SPC3608

							
Matrix	1.8 i L (Eng. G4GB-G)	122 (90)	4	2001-			SPC3607
Pony	1.3 (Eng. G4DG/G4EH)	55-85 (40-63)	4	1989-1999	DIN	14	SPC5513
Pony	1.5 i 12V (Eng. G4EK)	88 (65)	4	1994-1999	DIN	14	SPC5513
Pony	1.5 i 16V		4	1995-2000	DIN	14	SPC3608
S Coupe	1.5 i L (Eng. G4DJ)	78 (57)	4	1990-1996	DIN	14	SPC5513
S Coupe	1.5 L (Eng. G4EK)	88 (65)	4	1992-1994	DIN	14	SPC3609
S Coupe	1.5 L (Eng. G4EK)	88 (65)	4	1994-1996	DIN	14	SPC5513
S Coupe	1.5 i L (Eng. G4EK-TC)	116 (85)	4	1992-1994	DIN	14	SPC3609
S Coupe	1.5 i L (Eng. G4EK-TC)	116 (85)	4	1994-1996	DIN	14	SPC5513
Santamo	1.8 i L (Eng. G4CM)	108 (79)	4	1998-	DIN	14	SPC5511
Santamo 2WD/4WD	2.0 i L (Eng. G4CP)	139 (102)	4	1998-	DIN	14	SPC5512
Santa Fe V6 4x4	2.7 (Eng. G6BA-G)	173 (127)	6	2001-2006	DIN	14	SPC4408
Sonata II	1.8 i L (Eng. G4CN) 16V	120 (88)	4	1993-1998	DIN	14	SPC5512
Sonata II	1.8 i L (Eng. G4HFI)	98 (72)	4	1993-1998	DIN	14	SPC3602
Sonata II	2.0 i (Eng. G4CPU) KV	105 (77)	4	1994-1996	DIN	14	SPC3602
Sonata II	2.0 i L (Eng. G4CP-D/G4CP-DM)	125-140 (92-103)	4	1993-1998	DIN	14	SPC5512
Sonata II V6	3.0 L (Eng. G6AT)	145 (107)	6	1989-1998	DIN	14	SPC3603
Sonata III V6 24V	2.5 (Eng. G6BV-G)	160 (118)	6	1998-2001	DIN	14	SPC4408
Sonata IV V6	2.7 (Eng. G6BA-G)	173 (127)	6	2001-	DIN	14	SPC4408
Starex	2.4 L	112 (82)	4	1997-	DIN	14	SPC3602
Tucson	2.0 (G4GC)	141 (104)	4	2004-	DIN	14	SPC3607
Trajet	2.0 (Eng. G4JP/G)	136 (100)	4	2003-			SPC3607
Trajet V6	2.7	173 (127)	6	2000-	DIN	14	SPC4408
ISUZU							
Gemini (Cruise)	1.6 L RKL (Eng. DOHC W/WO)		4	1991-	SAE	10	SPC3804
Gemini Gti	1.6 L (Eng. 4XE1) JT190/191	115 (85)	4	1988-	DIN	14	SPC7807
Gemini (Cruise CTRL)	1.8 L (Eng. DOHC W/WO)		4	1992-	SAE	10	SPC3804
Impulse	1.6 L (Eng. WO 4XE1)		4	1991-	SAE	10	SPC3804
Impulse	1.6 L (Eng. DOHC W/WD)		4	1992-1993	SAE	10	SPC3804
Impulse	1.6 L (Eng. DOHC 4 XE1 97)		4	1991-1992	SAE	10	SPC3804
Impulse	1.8 L (Eng. WO 4XF1)		4	1992-	SAE	10	SPC3804
Monterrey	3.2 L (Eng. 6VD1)	175 (129)	6	1991-1998	SAE	10	SPC3805
Stylus	1.6 i L		4	1992-	SAE	10	SPC3804
Stylus	1.8 i L		4	1992-	SAE	10	SPC3804
Trooper V6 6VDI	3.2 L (Eng. MGKMA)	177 (130)	6	1990-	SAE	10	SPC3805
JEEP							
Cherokee	2.5 L	118-122 (87-90)	4	1991-1996	DIN	14	SPC4204
Cherokee	4.0 L	173-185 (127-136)	6	1988-1996	SAE	10	SPC4202
Grand Cherokee	4.0 L	173-185 (127-136)	6	1991-1999	SAE	10	SPC4202
Grand Cherokee	5.2 / 5.2i / 5.9i V8	212-241 (156-177)	8	1992-1999	SAE	10	SPC4205
Grand Cherokee	4.0 L	190 (140)	6	1993-1998	SAE	10	SPC4202
Grand Cherokee Laredo	4.0 L	180 (132)	6	1995-1998	SAE	10	SPC4202
Grand Cherokee Laredo	4.0 L	190 (140)	6	1993-1998	SAE	10	SPC4202
Grand Cherokee Limited	4.0 L	190 (140)	6	1993-1998	SAE	10	SPC4202
Grand Cherokee Orvis	4.0 L	190 (140)	6	1995-1998	SAE	10	SPC4202
Grand Cherokee II	4.0 L	190 (140)	6	1999-2005	SAE	10	SPC4202
Wrangler	2.5 L	103-121 (76-89)	4	1988-1996	DIN	14	SPC4204
Wrangler	4.0 L	178 (131)	6	1991-1996	SAE	10	SPC4202
Wrangler II	2.4 L DOHC	143 (105)	4	2002-	SAE	10	SPC1418



JEEP							
Wrangler II	2.5 L	118 (87)	4	1996-	DIN	14	SPC4204
Wrangler II	4.0 L	169-177 (124-130)	6	1996-	SAE	10	SPC4202
KIA							
Carens I	1.8 L (Eng. OK2CN)	110 (81)	4	2000-2002	M4	14	SPC4407
Carens II	1.8 L (Eng. TE)	126 (93)	4	2002-2006	M4	14	SPC4407
Cerato	1.6 iL (Eng. G4ED)	105 (77)	4	2004-2009	DIN	14	SPC4410
Clarus 16V	1.8i L (Eng. T8)	115 (85)	4	1996-2001	M4	14	SPC4407
Clarus 16V	2.0i L (Eng. FE)	130 (96)	4	1996-2001	DIN	14	SPC5121
Credos	2.0i L	150 (110)	4	1995-2000	DIN	14	SPC5121
Joice	2.0i L	120-140 (88-103)	4	2000-	DIN	14	SPC5512
Magentis V6	2.5	169 (124)	6	2001-2005	DIN	14	SPC4408
Picanto	1.0 (G4HE)	61 (45)	4	2005-	DIN	14	SPC5513
Picanto	1.1 (G4HG)	65 (48)	4	2005-	DIN	14	SPC5513
Pride	1.1 i L (Eng. B1)	55 (40)	4	1991-	DIN	14	SPC5116
Pride Van	1.3 L	65 (48)	4	1999-	DIN	14	SPC5116
Pride 16V	1.3 i L (Eng. B3)	70 (51)	4	1990-	DIN	14	SPC5116
Rio	1.3 i L (Eng. RS-LS)	75-82 (55-60)	4	2001-2005	DIN	14	SPC4406
Rio	1.5	98 (72)	4	2000-2005	DIN	14	SPC4409
Rio II	1.4 i 16V (Eng. G4EE)	97 (71)	4	2005-	DIN	14	SPC4410
Rio II	1.6 i 16V (Eng. G4ED)	112 (82)	4	2005-	DIN	14	SPC4410
Sephia 16V	1.5 i L - 1.6 i L (Eng. B5 SOHC)	80 (59)	4	1996-1997	DIN	14	SPC5116
Sephia I 16V	1.5i - 1.6i L (Eng. B5 SOHC)	105 (77)	4	1995-1998	DIN	14	SPC5116
Sephia I 16V	1.5i L (Eng. B5)	82 (60)	4	1996-	M4	14	SPC4407
Sephia I 16V	1.8i L	110 (81)	4	1995-	M4	14	SPC4407
Sephia II 16V	1.5i L		4	1997-	M4	14	SPC4407
Sephia II 16V	1.8i L		4	1997-2000	M4	14	SPC4407
Shuma I	1.5 L (Eng. BFD)	82 (60)	4	1996-1998	M4	14	SPC4407
Shuma I 16V	1.5i L (Eng. BFD)	88 (65)	4	1997-	M4	14	SPC4407
Shuma I 16V	1.5	88 (65)	4	1997-	DIN	14	SPC4409
Shuma II	1.6	101 (74)	4	2001-2004	DIN	14	SPC4409
Shuma II 16V	1.8i L (Eng. TED)	110 (81)	4	1997-	M4	14	SPC4407
Shuma II	1.8i L (Eng. TE)	115 (85)	4	2003-2004	M4	14	SPC4407
Spectra	1.5i L	88 (65)	4	1997-	M4	14	SPC4407
Spectra	1.6i	101 (75)		2000-	DIN	14	SPC4410
Spectra	1.8i L	126 (93)	4	1997-	M4	14	SPC4407
Sportage 16V (K04A)	2.0 i L (Eng. FE-DI DOHC)	118-128 (87-94)	4	1994-	M4	14	SPC4403
Sportage MRi 4X4	2.0 i L FE	95 (70)	4	1994-1999	M4	14	SPC4401
LADA							
2101-2107	1.2 L / 1.3 L / 1.6 L	65-79 (48-58)	4	1980-	DIN	14	SPC4605
2121 4x4 (Niva)	1.6 L (Eng. VAZ 2121)	72 (53)	4	1977-1994	DIN	14	SPC4606
21214 4x4 (Niva)	1.7 L (Eng. VAZ 21214)	80 (59)	4	1995-	M4	18	SPC4614
Samara	1.1 L (Eng. 21081)	55 (40)	4	1987-1998	DIN	14	SPC4607
Samara	1.3 L (Eng. 2108)	65-68 (48-57)	4	1987-1995	DIN	14	SPC6512
Samara	1.5 (Eng. 21083)	70 (51)	4	1987-	DIN	14	SPC4609
Samara	1.5 i	78 (57)	4	1993-	M4	18	SPC4610
2110	1.5	73 (54)	4	1995-	M4	18	SPC4612
2110 - 2112	1.5 i (Eng. VAZ 2111)	79 (57)	4	1993-	M4	18	SPC4610
2110 16V	1.5 i (Eng. VAZ 2112)	92 (68)	4	1999-	M4	18	SPC4613










							
2123 Niva (Chevrolet)	1.7 i	80 (58)	4	2002-	DIN	18	SPC4615
1111 Oka	0.65 - 0.75 (VAZ 1111, VAZ 11113)	21-25 (18-15)	2	1989-	DIN	14	SPC4616
LAND ROVER							
90	2.5 L	84 (62)	4	1983-1990	DIN	14	SPC6503
110	2.5 L	84 (62)	4	1983-1990	DIN	14	SPC6503
110 V8	3.5 L	136 (100)	8	1983-1990	DIN	14	SPC6507
Defender	2.5 L 23L	83 (61)	4	1990-1998	DIN	14	SPC6503
Defender V8	3.5 L	117 (86)	8	1990-1994	DIN	14	SPC6507
Discovery V8	3.5 L (Eng. 22D)	153 (113)	8	1989-1994	DIN	14	SPC6507
Freelander	1.8 16V	120 (88)	4	1998-	DIN	14	SPC6519
Freelander	1.8 i 16V (Eng. 18K4F)	120 (88)	4	1998-2000	DIN	14	SPC5005
Freelander	1.8 16V	117 (86)	4	2000-	DIN	14	SPC6519
Land Rover V8	3.5 L	126 (93)	8	1979-1990	DIN	14	SPC6507
Range Rover V8	3.9 L	172 (126)	8	1970-1989	DIN	14	SPC6507
Range Rover V8	3.9 L (Eng. 37/38 D)	172 (126)	8	1989-1994	DIN	14	SPC6507
LEXUS							
Lexus ES250	2.5 L	160 (118)	4	1989-1991	DIN		SPC7519
Lexus GS 300 24V	3.0 i (Eng. 2JZGE) JZS160 - Ø5	222 (163)	6	1997-1998	DIN		SPC7523
Lexus GS300	3.0 (Eng. 2JZ-GE) - Ø5 JZS147	212 (156)	6	1993-1997	DIN		SPC7530
Lexus LS400	4.0 UCF10, UCF20(Eng. 1UZ-FE) - Ø5	245 (180)	8	1989-1994	DIN	14	SPC7503
MAZDA							
121 LX Cat.	1.1 L 1.3 (Eng. B1/B3)	53 (39)	4	1987-1990	DIN	14	SPC8001
121	1.1 L - 1.3 L	52-64 (38-47)	4	1985-1987	DIN	14	SPC5706
121 III	1.25 (DHF, DHG)	75 (55)	4	1996-	M4	14	SPC5115
121 (D8)	1.3 (Eng. B3)	53-72 (39-53)	4	1990-1996	DIN	14	SPC5119
121 16V	1.3 i L (Eng. B3)	53-72 (39-53)	4	1991-1995	DIN	14	SPC5706
121 LTX	1.3 i L (Eng. J4C)	60 (44)	4	1996-	DIN		SPC5106
2 16V	1.2 i L Zetec - S (Eng. Zeta) FUJ2	75 (55)	4	2003-2006	M4	14	SPC5114
323 III	1.3 (Eng. B384/386/387)	75 (55)	4	1989-1991	DIN	14	SPC5120
323 III	1.3 i L	68 (50)	4	1987-1994	DIN	14	SPC5116
323 III	1.4 (Eng. B3)	85 (63)	4	1989-1994	DIN	14	SPC5120
323 III	1.5 L (Eng. B5/B50/B53/E5)	75 (55)	4	1986-1989	DIN	14	SPC5706
323 III	1.6 L (Eng. B6E)	85 (63)	4	1986-1993	DIN	14	SPC5706
323 III Turbo	1.6 i L (Eng. BP/Turbo)	140-150 (103-110)	4	1985-1991	DIN	14	SPC5111
323 III Turbo	1.8 i L (Eng. BP55/B5 DOHC)	163 (120)	4	1989-1991	DIN	14	SPC5111
323 IV	1.3 i L (Eng. B3)	73 (54)	4	1990-1993	DIN	14	SPC7303
323 IV (C, F, S)	1.3 i L (Eng. B3/B3P7)	75 (55)	4	1994-1996	DIN	14	SPC5116
323 IV (C, F, S)	1.6 i L (Eng. B6/B6E)	85-88 (63-65)	4	1989-1994	DIN	14	SPC5120
323 IV (C, F, S)	1.8 i L (Eng. BP/BP31/BP DOHC)	100-140 (73-103)	4	1989-1994	DIN	14	SPC5116
323 IV S 16V Turbo	1.8 i L (Eng. BP/BPZE DOHC)	165 (121)	4	1991-1994	DIN	14	SPC5110
323 V	1.3 i L (Eng. B3)	73 (54)	4	1994-1998	DIN	14	SPC5116
323 V (C, F, P, S)	1.5 16V (Eng. Z5/Z5-DE)	88 (65)	4	1994-1998	DIN	14	SPC5117
323 V (C, F, P, S)	1.8 i L 16V (Eng. BPE4/BPZE/BP3G/BP3H)	115 (85)	4	1994-1998	DIN	14	SPC5111
323 V F	2.0 i L V6 24V (Eng. KFZE)	144 (106)	6	1994-1998	DIN	14	SPC5112
323 VI	1.4 i L 16V (Eng. B3ME)	75 (55)	4	1998-2001	DIN	14	SPC5120
323 VI F	1.5 16V - Ø5	88 (65)	4	1998-2001	DIN	14	SPC5124
323 VI F	1.6 16V - Ø5	98 (72)	4	2001-	DIN	14	SPC5124
323 VI F	1.9 i L 16V (Eng. BJ)	114 (84)	4	1998-2001	DIN	14	SPC5126
323 VI S	1.5 16V - Ø5	88 (65)	4	1998-2001	DIN	14	SPC5124



MAZDA							
323 VI S	1.6 16V - Ø5	98 (72)	4	2001 -	DIN	14	SPC5124
323 VI S	1.9 i L 16V (Eng. BJ)	114 (84)	4	1998 -	DIN	14	SPC5126
626 III (GD)	1.6 (Eng. F6)	80 (59)	4	1987 - 1991	DIN	14	SPC5122
626 III	1.6 L (Eng. F8)	90 (66)	4	1987 - 1992	DIN	14	SPC7303
626 III (GD, GV)	1.8 (Eng. F8)	90 (66)	4	1987 - 1991	DIN	14	SPC5122
626 III (GC)	2.0 (Eng. FE)	110 (81)	4	1985 - 1992	DIN	14	SPC5121
626 III (GD)	2.0 (Eng. FE) 12V	105 (77)	4	1987 - 1992	DIN	14	SPC5121
626 III (GD)	2.0 (Eng. FE) 8V	90 (66)	4	1987 - 1990	DIN	14	SPC5121
626 III 12V	2.0 L (Eng. FEFJ/FEFK)	90 (66)	4	1989 - 1992	DIN	14	SPC5109
626 III 12V	2.2 i L (Eng. F2-D4/F2-D3)	115 (85)	4	1987 - 1989	DIN	14	SPC5109
626 IV 16V	1.8 i L (Eng. FP GE-DOHC)		4	1992 - 1997	DIN	14	SPC5107
626 IV 16V	2.0 i L (Eng. FS GE-DOHC)		4	1992 - 1997	DIN	14	SPC5107
626 IV 24V	2.5 i L (Eng. K8-ZE)	167 (123)	6	1991 - 1997	DIN	14	SPC5112
626 V (GF, GW)	1.8 (Eng. FD)	90 (66)	4	1997 - 2002	DIN	14	SPC5123
626 V (GF, GF1)	2.0 (Eng. FS)	135 (99)	4	1997 - 2002	DIN	14	SPC5123
E 2000 12V	2.0 i L (Eng. FEY9/FERW/FEJM)	95 (70)	4	1990 -	DIN	14	SPC5109
Econovan	1.4 L		4	1985 - 1990	DIN	14	SPC5941
MPV	3.0 i L (Eng. JE94)	148-154 (109-113)	6	1995 - 1999	DIN	14	SPC5113
MX-3	1.6i (Eng. B69)	88 (65)	4	1991 -	DIN	14	SPC7303
MX-3	1.8 i V6 (Eng. K819)	135 (99)	6	1992 - 1994	DIN	14	SPC5125
MX3 16V DOHC	1.6 i L (Eng. B6D)	107 (79)	4	1994 -	DIN	14	SPC5111
MX3 V6 24V	1.8 i L (Eng. K8..)	133 (98)	6	1992 - 1998	DIN	14	SPC5112
MX5 16V DOHC	1.6 i L (Eng. B64F)	115 (85)	4	1990 - 1994	DIN	14	SPC5111
MX5 16V DOHC	1.6 i L (Eng. B6)	90 (66)	4	1995 - 1998	DIN	14	SPC5111
MX5 16V DOHC	1.8 i L (Eng. BP-F1)	130 (96)	4	1994 - 1998	DIN	14	SPC5111
MX5 II 16V DOHC	1.6 i L (Eng.)	110 (81)	4	1998 -	DIN	14	SPC5111
MX5 II 16V DOHC	1.8 i L (Eng. BP-ZE)	140 (103)	4	1998 -	DIN	14	SPC5111
MX6 16V	2.0 i L (Eng. FS)	115 (85)	4	1991 -	DIN	14	SPC5107
MX6 LS V6 24V	2.5 i L (Eng. KL)	167 (123)	6	1991 -	DIN	14	SPC5112
Protege	1.8 i		4	1998 -	DIN	14	SPC5126
Xedos 6	1.6 i L 16V (B69)	110 (81)	4	1992 -	DIN	14	SPC5111
Xedos 6 V6 24V	2.0 i L (Eng. KF.)	144 (106)	6	1992 -	DIN	14	SPC5112
Xedos 6 V6 24V	2.5 i L (Eng. KL)	170 (125)	6	1991 -	DIN	14	SPC5112
Xedos 9 V6 24V	2.0 i L (Eng. KF)	145 (107)	6	1993 - 2000	DIN	14	SPC5112
Xedos 9 V6 24V	2.5 i L (Eng. KL)	170 (125)	6	1993 - 2000	DIN	14	SPC5112
MERCEDES-BENZ							
190 (W201)							
190-190 E W201	1.8 L - 2.3 L (M102)		4	1982 - 1988	SAE	18	SPC5301
190-190 E	1.8 L - 2.3 L (M102)	90-135 (66-99)	4	1982 - 1993	SAE	18	SPC5306
190 E	1.8 L		4	1988 - 1993	DIN	14	SPC5941
190 E	2.0 L		4	1983 - 1990	DIN	14	SPC5941
190 E 16V	2.3 L (M102)	170-185 (125-136)	4	1984 - 1988	SAE	18	SPC5305
190 E 16V	2.5 L (M102)	195-235 (143-173)	4	1988 - 1993	SAE	18	SPC5305
190 E	2.6 i L (M103)	165 (121)	6	1986 - 1992	SAE	18	SPC5302
190 E	2.6 (M103)	165 (121)	6	1986 - 1993	SAE	18	SPC5316
C-Class (W202)							
C 180	1.8 L (M111)	120 (88)	4	1993 - 2000	M4	18	SPC5325
C 180	1.8 L (M111)	125 (92)	4	1995 - 2000	M4	18	SPC5323

• MERCEDES-BENZ

EUROPEAN CARS










								
C 180	1.8 L (M111)	120 (88)	4	1993-1996	M4	18		SPC5318
C 200	2.0 L (M111)	136 (100)	4	1993-1996	M4	18		SPC5318
C 200	2.0 L (M111)	136 (100)	4	1995-2000	M4	18		SPC5323
C 200 Kompressor	2.0 L (M111)	180-192 (132-141)	4	1995-2000	M4	18		SPC5328
C 220	2.2 L (M111)	150 (110)	4	1993-1996	M4	18		SPC5318
C 220	2.2 L (M111)	150 (110)	4	1995-2000	M4	18		SPC5323
C 230	2.3 L (M111)	150 (110)	4	1996-2000	M4	18		SPC5319
C 230	2.3 L (M111)	150 (110)	4	1996-2000	M4	18		SPC5328
C 230 Kompressor	2.3 L (M111)	193 (142)	4	1996-2000	M4	18		SPC5319
C 230 Kompressor	2.3 L (M111)	193 (142)	4	1996-2000	M4	18		SPC5328
C 240	2.4 L (M112)	170 (125)	6	2000-	M4	14		SPC5322
C 280	2.8 L (M112)	200 (147)	6	1997-2000	M4	14		SPC5322
C 280	2.8 L (M104)	195 (143)	6	1993-1995	M4	18		SPC5321
C 280	2.8 L (M104)	195 (143)	6	1995-2000	M4	18		SPC5317
C 280	2.8 L (M104.941)	193 (142)	6	1993-2000	M4	18		SPC5330
C 320	3.2 L (M112)	220 (162)	6	2000-	M4	14		SPC5322
C 36 AMG	3.6 L (M104.941)	280 (206)	6	1994-2000	M4	18		SPC5330
C-class (W203)								
C 320	3.2 L (M112)	220 (162)	6	2000-2007	M4	14		SPC5322
C 320 (AMG)	3.2 L (M112)	350 (257)	6	2001-2007	M4	14		SPC5322
CLK (W208)								
CLK 200	2.0 L (M111)	140 (103)	4	1997-	M4	18		SPC5319
CLK 200 Kompressor	2.0 L (M111)	190 (140)	4	1997-	M4	18		SPC5319
CLK 230 Kompressor	2.3 L (M111)	190 (140)	4	1997-	M4	18		SPC5319
CLK 230T Kompressor	2.3 L (M111)	193 (142)	4	1996-	M4	18		SPC5319
CLK 240	2.4 L (M112)	170 (125)	6	2002-	M4	14		SPC5322
CLK 320	3.2 L (M112)	215 (158)	6	1997-2002	M4	14		SPC5322
CLK 320	3.2 L (M112)	215 (158)	6	2002-	M4	14		SPC5322
CLK 430	4.3 L (M113.940/M113.943)	278 (204)	8	1998-2002	M4	14		SPC5329
CLK 55	5.5 L (M113.981/M113.984)	347 (255)	8	1998-2002	M4	14		SPC5329
E-Class (W123)								
200	2.0 L (M102)		4	1980-1985	SAE	18		SPC5301
200	2.0 L (M102)	100-110 (74-81)	4	1980-1985	SAE	18		SPC5306
230	2.3 L (M102)	135 (99)	4	1980-1985	SAE	18		SPC5306
250	2.5 L (M123)	105-140 (77-103)	6	1977-1985	SAE	14		SPC5309
280	2.8 L (M110)	156-185 (115-136)	6	1976-1981	M4	14		SPC5304
280	2.8 L (M110)		6	1980-1985	SAE	18		SPC5302
280	2.8 L (M110)	180 (132)	6	1981-1985	SAE	18		SPC5303
280	2.8 L		6	1981-1985	SAE	14		SPC5311
E-Class (W124)								
E 200	2.0 L (M102)		4	1984-1992	SAE	18		SPC5301
E 200	2.0 L (M102)	110 (81)	4	1986-1993	SAE	18		SPC5306
E 200	2.0 L (M111)	136 (100)	4	1992-1996	M4	18		SPC5318
E 220	2.2 L (M111)	150 (110)	4	1986-1993	SAE	18		SPC5306
E 220	2.2 L (M111)	150 (110)	4	1995-1997	M4	18		SPC5323
E 220	2.2 L (M111)	150 (110)	4	1993-1995	M4	18		SPC5318
E 230	2.3 L (M102)	135 (99)	4	1985-1993	SAE	18		SPC5306
E 260	2.6 L (M103)	163 (120)	6	1985-1993	SAE	18		SPC5316
E 280	2.8 L (M104)	195 (143)	6	1992-1993	M4	18		SPC5317




MERCEDES-BENZ							
E-Class (W124)							
E 280	2.8 L (M104)	195 (143)	6	1993-1995	M4	18	SPC5321
E 280	2.8 L (M104.942)	193-197 (142-145)	6	1992-1995	M4	18	SPC5330
E 280	2.8 L (M104)	195 (143)	6	1993-1996	M4	18	SPC5317
E 300	3.0 (M103)	185 (136)	6	1985-1995	SAE	18	SPC5316
E 300 24V	3.0 (M104)	220 (162)	6	1989-1993	SAE	18	SPC5324
E 320	3.2 L (M104)	220 (162)	6	1993-1995	M4	18	SPC5321
E 320	3.2 L (M104)	220 (162)	6	1995-1997	M4	18	SPC5317
E 320	3.2 L (M104.992)	220 (162)	6	1992-1995	M4	18	SPC5330
E 36 AMG	3.6 L (M104.992)	272 (200)	6	1994-1997	M4	18	SPC5330
E 400	4.0 L (M119)	280 (206)	8	1991-1995	SAE	18	SPC5320
E 420	4.2 L (M119)	280 (206)	8	1993-1997	SAE	18	SPC5320
E 500	5.0 L (M119)	320-325 (235-239)	8	1990-1995	SAE	18	SPC5320
E-Class (W210)							
E 200	2.0 L (M111)	136 (100)	4	1995-2002	M4	18	SPC5323
E 200	2.0 L (M111)		4	1995-2002	M4	18	SPC5318
E 200 Kompressor	2.0 L (M111.947)	186 (137)	4	1997-2002	M4	18	SPC5328
E 230	2.3 L (M111)		4	1995-2001	M4	18	SPC5318
E 240	2.4 L (M112)	170 (125)	6	1997-2002	M4	14	SPC5322
E 280	2.8 L (M112)	205 (151)	6	1997-2002	M4	14	SPC5322
E 320	3.2 L (M104)	225 (165)	6	1995-1995	M4	18	SPC5321
E 320	3.2 L (M112)	225 (165)	6	1996-2002	M4	14	SPC5322
E 420	4.2 L (M119)	280 (206)	8	1995-1997	SAE	18	SPC5320
E 430	4.3 L (M113.940/M113.943)	278 (204)	8	1997-2002	M4	14	SPC5329
G-Class (W460/W463)							
G 230	2.3 L (M102)	125 (92)	4	1981-1992	SAE	18	SPC5306
G 230	2.3 L (M102)	125 (92)	4	1993-1994	SAE	18	SPC5306
G 280	2.8 L (M110)	150 (110)	6	1979-1989	SAE	18	SPC5303
G 300	3.0 L (M103)	170 (125)	6	1989-1993	SAE	18	SPC5316
G 300	3.0 i L (M104)	170 (125)	6	1993-1994	SAE	18	SPC5316
G 320	3.2 L (M104)	220 (162)	6	1993-1995	M4	18	SPC5321
G 320	3.2 L (M104)	220 (162)	6	1995-1997	M4	18	SPC5317
G 320	3.2 L (M112)	215 (158)	6	1997-	M4	14	SPC5322
G 430	4.3 L (M113)	278 (204)	8	1998-	M4	14	SPC5329
G 500	5.0 L (M117)	241 (177)	8	1993-1994	SAE	18	SPC5320
G 500	5.0 L (M113)	296 (218)	8	1998-	M4	14	SPC5329
M-Class (163)							
ML 230	2.3 L (M111.977)	150 (110)	4	1998-2006	M4	18	SPC5328
ML 320	3.2 L (M112.942)	218 (160)	6	1998-2002	M4	14	SPC5322
ML 350	3.7 L (M112.970)	245 (180)	6	2002-2006	M4	14	SPC5322
ML 500	5.0 L (M113)	296 (218)	8	2001-2006	M4	14	SPC5329
S-Class (W126)							
S 260	2.6 L (M103)	163 (120)	6	1985-1993	SAE	18	SPC5316
S 280	2.8 L (M110)		6	1979-1981	M4	14	SPC5304
S 280	2.8 L (M110)	156-185 (115-136)	6	1981-1985	SAE	18	SPC5303
S 300	3.0 L (M106)		6	1986-1989	SAE	18	SPC5302
S 300	3.0 L (M106)	185 (136)	6	1985-1993	SAE	18	SPC5316
S 380	3.8 L (M116)	163-215 (120-158)	8	1980-1985	SAE	14	SPC5315

• MERCEDES-BENZ

EUROPEAN CARS










								
S 420	4.2 L (M116)	200-230 (147-169)	8	1985-1991	SAE	18		SPC5314
S 500	5.0 L (M117)	225-265 (165-195)	8	1985-1991	SAE	18		SPC5314
S 500	5.0 L (M117)	225-265 (165-195)	8	1985-1991	SAE	14		SPC5315
S 560	5.6 L (M117)	240-300 (176-221)	8	1985-1991	SAE	18		SPC5314
S-Class (W140)								
S 280	2.8 L (M104)	193 (142)	6	1993-1995	M4	18		SPC5321
S 280	2.8 L (M104.944)	193 (142)	6	1993-1998	M4	18		SPC5330
S 280	2.8 L (M104)	193 (142)	6	1995-1998	M4	18		SPC5317
S 300	2.8 (M104)	197 (145)	6	1991-1993	M4	18		SPC5321
S 300	2.8 (M104.944)	197 (145)	6	1993-1998	M4	18		SPC5330
S 300	3.2 (M104)	230 (169)	6	1991-1993	SAE	18		SPC5324
S 300	3.2 (M104)	230 (169)	6	1991-1993	M4	18		SPC5321
S 300	3.2 (M104.990)	231 (170)	6	1991-1998	M4	18		SPC5330
S 320	3.2 (M104)	230 (169)	6	1992-1993	SAE	18		SPC5324
S 320	3.2 L (M104)	230 (169)	6	1993-1995	M4	18		SPC5321
S 320	3.2 L (M104)	230 (169)	6	1995-1998	M4	18		SPC5317
S 420	4.2 L (M119)	285 (210)	8	1991-1998	SAE	18		SPC5320
S 500	5.0 L (M119)	320-325 (235-239)	8	1991-1993	SAE	18		SPC5320
S 500	5.0 L (M119)	325 (239)	8	1993-1998	SAE	18		SPC5320
S 600	6.0 L (M120.980)	394-408 (290-300)	12	1991-1993	SAE	18		SPC5326
S-Class (W220)								
S 280	2.8 L (M112)	205 (151)	6	1998-2006	M4	14		SPC5322
S 320	3.2 L (M112)	225 (165)	6	1998-2006	M4	14		SPC5322
S 430	4.3 L (M113.940)	278 (204)	8	1998-2006	M4	14		SPC5329
S 500	5.0 L (M113.960)	326 (240)	8	1998-2006	M4	14		SPC5329
SL (129)								
SL 280	2.8 L (M104)	195 (143)	6	1993-1995	M4	18		SPC5321
SL 280	2.8 L (M104.943)	193 (142)	6	1993-2001	M4	18		SPC5330
SL 280	2.8 L (M104)	195 (143)	6	1995-1998	M4	18		SPC5317
SL 280	2.8 L (M112)	205 (151)	6	1998-2001	M4	14		SPC5322
SL 300	3.0 L (M103)	185 (136)	6	1989-1993	SAE	18		SPC5302
SL 300	3.0 L (M103)	185 (136)	6	1989-1993	SAE	18		SPC5316
SL 300	3.0 (M104)	230 (169)	6	1989-1993	SAE	18		SPC5324
SL 320	3.2 L (M104)	230 (169)	6	1993-1995	M4	18		SPC5321
SL 320	3.2 L (M104.991)	231 (170)	6	1993-2001	M4	18		SPC5330
SL 320	3.2 L (M104)	230 (169)	6	1995-1998	M4	18		SPC5317
SL 320	2.8 L (M112)	225 (165)	6	1998-	M4	14		SPC5322
SL 500	5.0 L (M119)	320 (235)	8	1989-1993	SAE	18		SPC5320
SL 500	5.0 L (M119)	325 (239)	8	1993-1998	SAE	18		SPC5320
SL 600	6.0 L (M120)	408 (300)	12	1993-	SAE	18		SPC5326
SLK (170)								
SLK 200	2.0 L (M111)	136 (100)	4	1996-2000	M4	18		SPC5328
SLK 200 Kompressor	2.0 L (M111)		4	1996-2000	M4	18		SPC5318
SLK 200 Kompressor	2.0 L (M111)	190 (140)	4	1996-	M4	18		SPC5328
SLK 200 Kompressor	2.0 L (M111.958)	163 (120)	4	2000-	M4	18		SPC5328
SLK 230 Kompressor	2.3 L (M111)	190 (140)	4	1996-	M4	18		SPC5328
SLK 230 Kompressor	2.3 L (M111)		4	1996-2000	M4	18		SPC5318
SLK 320	3.2 L (M112)	215 (158)	6	2000-	M4	14		SPC5322
SLK 320 AMG	3.2 L (M112)	350 (257)	6	2000-	M4	14		SPC5322



MERCEDES-BENZ							
Sprinter							
Sprinter 214	2.3 L (M111)	140 (103)	4	1995-	M4	18	SPC5328
Sprinter 214	2.3 L	125 (92)	4	2000-	M4	18	SPC5328
Sprinter 2-t Bus	(Eng. 214-M111)		4	1995-	M4	18	SPC5318
Sprinter 314	2.3 L (M111)	140 (103)	4	1995-	M4	18	SPC5328
Sprinter 314	2.3 L	125 (92)	4	2000-	M4	18	SPC5328
Sprinter 3-t Bus	(Eng. 314-M111)		4	1995-	M4	18	SPC5318
Sprinter 4-t Bus	(Eng. 414-M111)		4	1996-	M4	18	SPC5318
Vito/V-Class							
Vito 113	2.0 L (Eng. 638-M111)	130 (96)	4	1996-2003	M4	18	SPC5319
VITO	2.3 L (Eng. 114-M111)		4	1997-2003	M4	18	SPC5319
V-Class 230E	2.3 L (Eng. 638-M111)	143 (105)	4	1996-2003	M4	18	SPC5318
Vito 114	2.3 L (Eng. 638-M111)	140 (103)	4	1996-2003	M4	18	SPC5319
V-Class 280	2.8 L (Eng. 638-104.900)	175 (129)	6	1997-2003	M4	14	SPC5327
MITSUBISHI							
3000 GT V6 24V	3.0 L (Eng. 6G72)	286 (210)	6	1993-	DIN	14	SPC5506
3000 GT V6 24V	3.0 L (Eng. 6G72)	225 (165)	6	1991-1992	DIN	14	SPC5505
Carisma	1.6 - 1.8		4	1995-1997	DIN	14	SPC5507
Carisma	1.6 i (Eng. 4G92)	90 (66)	4	1995-1996	DIN	14	SPC5507
Carisma	1.8 i (Eng. 4G93)	115 (85)	4	1995-1996	DIN	14	SPC5507
Carisma (DA1A)	1.6 (Eng. 4G92) - Ø5	103 (76)	4	2000-2001	DIN	14	SPC5517
Carisma (DA1A)	1.6 (Eng. 4G92) - Ø5	90 (66)	4	1996-1999	DIN	14	SPC5517
Carisma (DA2A)	1.8 (Eng. 4G93) - Ø5	115-140 (85-103)	4	1996-1999	DIN	14	SPC5516
Colt III 1300	1.3 L (Eng. 4G13)	70 (51)	4	1988-1992	DIN	14	SPC5509
Colt III 1300i 12V	1.3 L (Eng. 4G13)	75 (55)	4	1990-1992	DIN	14	SPC5509
Colt III GTI	1.6 (Eng. 4G61) C53	122 (90)	4	1988-1990	DIN	14	SPC5512
Colt III GTI	1.8 (Eng. 4G67) C58	136 (100)	4	1990-1992	DIN	14	SPC5512
Colt IV GLi 12V	1.3 L (Eng. 4G13)	75 (55)	4	1992-1996	DIN	14	SPC5509
Colt IV 16V	1.6 i L (Eng. 4G92)	90-112 (66-82)	4	1991-1996	DIN	14	SPC5507
Colt IV GTI 16V	1.8 L (Eng. 4G93 Typ CA5A)	140 (103)	4	1992-1996	DIN	14	SPC5508
Colt V	1.3 L	75 (55)	4	1996-2000	DIN	14	SPC5513
Colt V	1.3 L - Ø5	75 (55)	4	2000-2000	DIN	14	SPC5517
Colt V	1.3 L 12V (Eng. 4G13)	75 (55)	4	1995-2000	DIN	14	SPC5521
Colt V	1.5 L 12V (Eng. 4G15)	95 (70)	4	1995-2000	DIN	14	SPC5521
Colt V	1.5 L 16V (Eng. 4G15)	95 (70)	4	1995-2000	DIN	14	SPC5513
Colt V (CJ4A)	1.6 (Eng. 4G92) - Ø5	75-100 (55-74)	4	1996-2000	DIN	14	SPC5517
Diamante (F16A)	3.0 (Eng. 6G72)		6	1991-1996	DIN	14	SPC5514
Eagle Summit Wagon	2.4 L (Eng. DOHC)		4	1993-	DIN	14	SPC5510
Eclipse I 16V	2.0 (Eng. 4G63) D22	150 (110)	4	1991-1995	DIN	14	SPC5512
Eclipse I Turbo	2.0 (Eng. 4G63)	200 (147)	4	1990-1994	DIN	14	SPC5512
Eclipse II	2.0 (Eng. 4G63)	145 (107)	4	1995-	DIN	14	SPC5515
Eclipse II Turbo (D32A)	2.0 (Eng. 4G63T)	214 (157)	4	1995-	DIN	14	SPC5515
Galant	2.0 L (Eng. 4G63B)	90 (66)	4	1986-1988	DIN	14	SPC5526
Galant III	2.4 i L (Eng. G64 B)	112 (82)	4	1985-1987	DIN	14	SPC5509
Galant III	1.6 L (Eng. 4G32)		4	1985-1989	DIN	14	SPC5716
Galant IV 16V	2.0 L (Eng. 4G63)	144 (106)	4	1987-1992	DIN	14	SPC5512
Galant IV 16V GTI	2.0 i L (Eng. 4G63 4WS/4WD)	144 (106)	4	1990-1992	DIN	14	SPC5512
Galant IV 8V	2.0 L (Eng. 4G63)	110 (81)	4	1987-1992	DIN	14	SPC5509









• MITSUBISHI

EUROPEAN CARS

								
Galant V	1.8 i (Eng. 4G93)	115 (85)	4	1994-1996	DIN	14	SPC5507	
Galant V	2.0 L (Eng. 4G63/G63 B)	138 (101)	4	1992-1996	DIN	14	SPC5507	
Galant V GDI	1.8 i (Eng. 4G93)	125 (92)	4	1992-1996	DIN	14	SPC5507	
Galant V V6 24V	2.0 (Eng. 6A12)	150 (110)	6	1992-1996	DIN	14	SPC5505	
Galant V V6 24V	2.5 (Eng. 6G73)	170 (125)	6	1992-1996	DIN	14	SPC5505	
Galant VI	2.0 L - Ø5	136 (100)	4	1996-2000	DIN	14	SPC5518	
L200 Pickup	2.6 4WD (Eng. G54B)	103 (76)	4	1986-1995	DIN	14	SPC5716	
Lancer III	1.5 (Eng. G15B/4G15)	70-82 (51-60)	4	1985-1990	DIN	14	SPC5509	
Lancer III 12V	1.5 (Eng. 4G15)	90 (66)	4	1990-1991	DIN	14	SPC5509	
Lancer IV	1.2 (Eng. 4G16)	55 (40)	4	1988-1992	DIN	14	SPC5509	
Lancer IV	1.3 (Eng. 4G13)	60-75 (44-55)	4	1988-1995	DIN	14	SPC5509	
Lancer IV	1.5 (Eng. 4G15)	85-90 (63-66)	4	1988-1992	DIN	14	SPC5509	
Lancer IV 16V	1.6 (Eng. 4G92)	110 (81)	4	1992-1994	DIN	14	SPC5507	
Lancer IV 16V	1.6 L - Ø5	90 (66)	4	1992-1994	DIN	14	SPC5517	
Lancer IV GTI 16V	1.8 (Eng. 4G67)	136 (100)	4	1989-1992	DIN	14	SPC5512	
Lancer IV GTI 16V	1.8 (Eng. 4G93)	140 (103)	4	1992-1993	DIN	14	SPC5508	
Lancer V	1.3 (Eng. 4G13)	75 (55)	4	1992-1995	DIN	14	SPC5509	
Lancer V	1.5 (Eng. 4G15)	85 (63)	4	1992-1995	DIN	14	SPC5509	
Lancer V	1.6 (Eng. 4G92)	90-110 (66-81)	4	1992-1995	DIN	14	SPC5507	
Lancer VI	1.3 (Eng. 4G13)	75 (55)	4	1995-2002	DIN	14	SPC5513	
Lancer VI 16V	1.5 (Eng. 4G15)	95 (70)	4	1995-2002	DIN	14	SPC5513	
Lancer VI	1.6 (Eng. 4G92) - Ø5	90 (66)	4	1996-2002	DIN	14	SPC5517	
Lancer	1.3 L - Ø5	82 (60)	4	2003-	DIN	14	SPC5517	
Lancer	1.6 L - Ø5	98 (72)	4	2003-	DIN	14	SPC5517	
Minibus UF	2.4 L		4	1992-1998	DIN	14	SPC5510	
Montero V6 24V	3.0 (Eng. 6G72)	185 (136)	6	1994-1997	DIN	14	SPC5520	
Pajero I	2.6 L (Eng. 4G54)	100 (74)	4	1983-1989	DIN	14	SPC5511	
Pajero I	3.0 L (Eng. 6G72)	150 (110)	6	1988-1990	DIN	14	SPC5503	
Pajero II	2.4 L (Eng. 4G64)	70-82 (52-60)	4	1991-2000	DIN	14	SPC5509	
Pajero II	3.0 L (Eng. 6G72)	150 (110)	6	1990-1994	DIN	14	SPC5514	
Pajero II V6	3.0 (Eng. 6G72)	177 (130)	6	1994-1997	DIN	14	SPC5520	
Pajero II V6 24V	3.0 (Eng. 6G72)	181 (133)	6	1994-1997	DIN	14	SPC5520	
Pajero Pinin	1.8 L - Ø5	115-120 (85-88)	4	2003-	DIN	14	SPC5517	
Sigma 3000i V6	3.0 L (Eng. 6G72)	177 (130)	6	1990-1996	DIN	14	SPC5514	
Sigma 3000i V6 24V	3.0 L (Eng. 6G72)	204 (150)	6	1990-1996	DIN	14	SPC5505	
Space Gear 16V	2.0 (Eng. 4G63)	113-115 (83-85)	4	1995-	DIN	14	SPC5510	
Space Gear 16V	2.4 (Eng. 4G64)	130 (96)	4	1995-	DIN	14	SPC5510	
Space Runner (N63W)	2.0 (Eng. 4G63) - Ø5	133 (98)	4	1999-	DIN	14	SPC5518	
Space Runner 16V	1.8 i L (Eng. 4G93)	116-122 (85-90)	4	1991-1999	DIN	14	SPC5507	
Space Star	1.8 (Eng. 4G93) - Ø5	110-122 (81-90)	4	1998-	DIN	14	SPC5519	
Space Star (DG1A)	1.3 (Eng. 4G13)	83 (61)	4	1998-	DIN	14	SPC5522	
Space Star (DG1A)	1.3 (Eng. 4G13) - Ø5	85 (63)	4	1998-	DIN	14	SPC5519	
Space Star (DG3A)	1.6 (Eng. 4G92) - Ø5	100 (74)	4	2001-	DIN	14	SPC5519	
Space Wagon	1.8 L		4	1984-1991	DIN	14	SPC5716	
Space Wagon	2.0 (Eng. 4G63) - Ø5	130 (96)	4	2000-	DIN	14	SPC5519	
Space Wagon	2.0 (Eng. G63B)	85 (63)	4	1986-1988	DIN	14	SPC7302	
Space Wagon 16V	1.8 i L (Eng. 4G93)	116-122 (85-90)	4	1991-1998	DIN	14	SPC5507	
Space Wagon 4WD	2.0 L (Eng. 4G63/G63B)	100 (74)	4	1988-1991	DIN	14	SPC5511	
Space Wagon 16V	2.0 i L (Eng. 4G63)	133 (98)	4	1992-1998	DIN	14	SPC5507	











NISSAN							
100 NX 16V	1.6 (Eng. GA16DS)	90 (66)	4	1990-1994	DIN	14	SPC5728
100 NX SR	1.6 i L (Eng. GA 16DE)	102 (75)	4	1993-1994	DIN	14	SPC5712
100 NX Gti	2.0 L (Eng. SR 20DE)	143 (105)	4	1991-1994	DIN	14	SPC5711
200 SX Turbo 16V	2.0 L (Eng. SR 20DET)	200 (147)	4	1994-	DIN	14	SPC5711
300 ZX V6 Twin Turbo	3.0 L (Eng. VG 30DETT)	170-228	6	1984-1990	DIN	14	SPC5718
300 ZX V6 Twin Turbo	3.0 L (Eng. VG 30DETT)	268-283	6	1990-1995	DIN	14	SPC5718
Almera	1.4 (Eng. GA14DE)	87 (64)	4	1995-2000	DIN	14	SPC5711
Almera 16V S/GX/LX	1.4 (Eng. GA14DE)	75 (55)	4	1995-1998	DIN	14	SPC5728
Almera	1.6 (Eng. GA16DE)	90 (66)	4	1995-2000	DIN	14	SPC5711
Almera SLX/GX	1.6 L (Eng. GA16DE)	101 (74)	4	1995-2000	DIN	14	SPC5712
Almera 2.0 DOHC	2.0 L (Eng. SR 20DE)	143 (105)	4	1995-2000	DIN	14	SPC5711
Bluebird	1.6 - 2.0 L (L16/L18/L20)		4	1984-1990	DIN	14	SPC5706
Bluebird Turbo	1.8 L (Eng. L18 S/L18 T)	135 (99)	4	1987-1990	DIN	14	SPC7506
Cabstar			4	1982-1992	DIN	14	SPC5715
Infinity J30	3.0 L (Eng. VG 30DE)		6	1992-	DIN	14	SPC5721
Kubistar	1.2	60 (44)	4	2003-	M4	14	SPC6345
March 16V	1.0 L (Eng. K10)		4	1983-1993	DIN	14	SPC7820
March 16V	1.2 L (Eng. K10)		4	1983-1993	DIN	14	SPC7820
Maxima V6	3.0 i L (Eng. OHC VG 30E)	170 (125)	6	1991-	DIN	14	SPC5719
Maxima V6 12V	3.0 L (Eng. SOHC VG 30E)	170 (125)	6	1986-1990	DIN	14	SPC5719
Maxima V6	3.0 L (Eng. VG 30E)	170 (125)	6	1984-1988	DIN	14	SPC5721
Maxima V6	3.0 L (Eng. VG 30E)	170 (125)	6	1989-1994	DIN	14	SPC5719
Micra 16V K11	1.0 (Eng. CG10DE)	55 (40)	4	1996-1998	DIN	14	SPC5727
Micra 16V K11	1.0 (Eng. CG10DE)	60 (44)	4	1998-2003	DIN	14	SPC5727
Micra 16V	1.0 L (Eng. CG10DE)	54 (40)	4	1993-2000	DIN	14	SPC5710
Micra 16V	1.0 L (Eng. K10)		4	1983-1993	DIN	14	SPC7820
Micra GL	1.0 L (Eng. MA-10)	50 (37)	4	1982-1992	DIN	14	SPC5723
Micra 16V	1.2 L (Eng. K10)		4	1983-1993	DIN	14	SPC7820
Micra GL	1.2 L (Eng. MA-12)	60 (44)	4	1987-1993	DIN	14	SPC5723
Micra 16V K11	1.3 (Eng. CG13, CG13E)	75 (55)	4	1996-1998	DIN	14	SPC5727
Micra 16V	1.3 L (Eng. CG13DE)	75 (55)	4	1993-2000	DIN	14	SPC5710
Pathfinder V6	3.0 L (Eng. D21)		6	1987-1989	DIN	14	SPC5718
Pathfinder V6	3.0 L (Eng. D21)		6	1990-1991	DIN	14	SPC5720
Patrol	2.8 L (Eng. L28)		6	1980-1988	DIN	14	SPC6506
Patrol	3.0 L	148 (109)	6	1989-1992	DIN	14	SPC5724
Patrol GR	4.2 L	165-170 (121-125)	6	1988-1997	DIN	14	SPC5724
Prairie	1.5 L (Eng. E15S)		4	1984-1987	DIN	14	SPC7506
Prairie	1.5 L (Eng. M10)		4	1983-1987	DIN	14	SPC7820
Prairie	1.8 L (Eng. CA18S)		4	1984-1989	DIN	14	SPC5706
Prairie	2.4 L	133 (98)	4	1992-1994	DIN	14	SPC8002
Prairie 4x4	2.0 i L (Eng. M11)		4	1989-1991	DIN	14	SPC7820
Prairie 4x4	2.0 L (Eng. OHC CA 20E)	98 (72)	4	1989-1992	DIN	14	SPC8002
Prarie pro	2.4 i (Eng. KA24E)	133 (98)	4	1992-1994	DIN	14	SPC7502
Primera	1.6 (Eng. GA16DS, GA16DE)	90 (66)	4	1990-1996	DIN	14	SPC5728
Primera 16V	1.6 L (Eng. GA 16DE)	102 (75)	4	1996-2002	DIN	14	SPC5712
Primera HB GT	2.0 L	150 (110)	4	1991-1998	DIN	14	SPC5711
Primera 16V	2.0 L (Eng. SR 20DE)	125 (92)	4	1991-1996	DIN	14	SPC5711
Primera 16V	2.0 L (Eng. SR 20DI)	115 (85)	4	1991-1998	DIN	14	SPC5711

							
Sentra	1.3 L (Eng. B11/N13)		4	1983-1991	DIN	14	SPC7820
Sentra 12V Carb	1.6 L		4	1989-1991	DIN	14	SPC7820
Serena 1.6 LX	1.6 i L (Eng. GA 16DE)	101 (74)	4	1994-1998	DIN	14	SPC5712
Serena 2.0 DOHC	2.0 i L (Eng. SR 20DE)	125 (92)	4	1992-1999	DIN	14	SPC5711
Skyline	3.0 L (Eng. VG 30E)		6	1986-1990	DIN	14	SPC5720
Stanza 1.6 T16	1.6 L (Eng. CA 16S OHC)	82 (60)	4	1982-1986	DIN	14	SPC5706
Sunny	1.3 L (Eng. B11/N13)		4	1983-1991	DIN	14	SPC7820
Sunny	1.3 L (Eng. E13)	60 (44)	4	1982-1987	DIN	14	SPC7506
Sunny 12V	1.4 (Eng. GA14S)	75 (55)	4	1989-1991	DIN	14	SPC5726
Sunny	1.4 i L - 1.6 i L (Eng. GA14DE/DS)		4	1991-1995	DIN	14	SPC5712
Sunny	1.4 L - 1.5 L (Typ 140Y-B310)		4	1978-1982	DIN	14	SPC6501
Sunny 12 V	1.4 L (Eng. GA-14S)	75 (55)	4	1988-1990	DIN	14	SPC5706
Sunny 12V	1.6 (Eng. GA16S)	95 (70)	4	1988-1990	DIN	14	SPC5726
Sunny SLX - GTi 16V	1.6 i L (Eng. E16DOHC)	110 (81)	4	1988-1990	DIN	14	SPC5706
Sunny	1.6 L (Eng. B12/N13)		4	1986-1989	DIN	14	SPC7820
Sunny 16V Hatchback	1.6 L (Eng. CA16D)	110 (81)	5	1987-1989	DIN	14	SPC5725
Sunny	1.6 L (Eng. GA16I)	85 (63)	5	1988-1991	DIN	14	SPC5725
Sunny	1.6i (Eng. E16I)	75 (55)	4	1986-1989	DIN	14	SPC5726
Sunny	2.0 i L (Eng. SR 20DE)	125 (92)	4	1990-1995	DIN	14	SPC5711
Terrano I Twin spark	2.4 i L (Eng. Z24I)	101 (74)	4	1987-1993	DIN	14	SPC5729
Terrano II 12V	2.4 i L (Eng. KA24E)	124 (91)	4	1993-2002	DIN	14	SPC7502
Terrano V6	3.0 i L (Eng. VG 30E)	148 (109)	6	1989-1995	DIN	14	SPC5719
Terrano V6	3.0 L (Eng. VG 30E/G)	148 (109)	6	1988-1995	DIN	14	SPC5720
Vanette Cargo	1.6 i L (Eng. GA 16DE)	98 (72)	4	1996-	DIN	14	SPC5712
OPEL							
Ascona C	1.3 L - 1.6 L		4	1982-1989	SAE	10	SPC5943
Ascona C	1.8 i L - 2.0 i L		4	1988-1989	DIN	14	SPC6806
Ascona C	1.3 L - 2.0 L	60-75 (44-55)	4	1982-1988	DIN	14	SPC5909
Ascona C	1.3 L - 1.8 L		4	1982-1991	SAE	10	SPC5908
Ascona C Sport (SV)	1.6 L		4	1985-1990	SAE	10	SPC5943
Ascona C Sport	1.6 L		4	1985-1990	SAE	10	SPC5908
Astra F	1.4 i (Eng. 14NV, C14NZ - 19241624->)	60 (44)	4	1995-1998	M4	18	SPC5925
Astra F	1.4 i (Eng. 14NV, C14NZ->19241623)	60 (44)	4	1991-1995	M4	18	SPC5929
Astra F	1.4 i (Eng. 14SE, C14SE 02BD1413, 19280317->)	82 (60)	4	1992-1998	M4	18	SPC5930
Astra F	1.4 i (Eng. 14SE, C14SE->02T14052)	82 (60)	4	1992-1995	M4	18	SPC5929
Astra F Classic	1.4 i (Eng. X14NZ ->02BF1476, 19241623)	60 (44)	4	1998-	M4	18	SPC5929
Astra F Classic	1.4 i (Eng. X14NZ 02BF1477, 19241624->)	60 (44)	4	1998-	M4	18	SPC5929
Astra F GL/GLS	1.4 i L (Eng. C14NZ/SE/SV)	60 (44)	4	1991-1998	M4	18	SPC5939
Astra F	1.4 i L (Eng. C14SE/14SE)	82 (60)	4	1991-1992	M4	18	SPC5939
Astra F	1.4 i L (Eng. C14SE/14SE)	82 (60)	4	1992-1995	M4	18	SPC5910
Astra F 16V	1.4 i L (Eng. X14XE)	90 (66)	4	1996-1998	M4	18	SPC8011
Astra F	1.4 Si (Eng. C14SE)	82 (60)	4	1995-1998	M4	18	SPC5928
Astra F	1.4 Si (Eng. C14SE)	82 (60)	4	1992-1995	M4	18	SPC5910
Astra F	1.6 i (Eng. X16SZ - 02BE6167->)	70 (51)	4	1995-1998	M4	18	SPC5930
Astra F	1.6 i (Eng. X16SZ -> 02BE6166)	70 (51)	4	1993-1995	M4	18	SPC5910
Astra F	1.6 i (Eng. X16SZ)		4	1993-1998	M4	18	SPC5911
Astra F	1.6 i (Eng. X16SZR)	75 (55)	4	1996-1998	M4	18	SPC5930
Astra F 1.6i	1.6 i L (Eng. C16NZ)	75 (55)	4	1991-1995	SAE	10	SPC5908
Astra F	1.6 i L (Eng. C16SE)	100 (74)	4	1991-1995	SAE	10	SPC5908












OPEL							
Astra F	1.6 i L (Eng. C16SE)	100 (74)	4	1991-1995	M4	18	SPC5910
Astra F 1.6i	1.6 i L (Eng. X16SZR)	75 (55)	4	1996-1998	M4	18	SPC5939
Astra F Classic 16V	1.6 i L (Eng. X16XEL ->20C17332)	100 (74)	4	1993-1998	M4	18	SPC8011
Astra F Classic 16V	1.6 i L (Eng. X16XEL 20C17333->)	100 (74)	4	1993-1998	M4	18	SPC8011
Astra F 1.6 16V	1.6 i L (Eng. X16XEL)	100 (74)	4	1993-1998	M4	18	SPC8011
Astra F	1.6 Si (Eng. C16SE)	100 (74)	4	1993-1994	M4	18	SPC5910
Astra F	1.6i	70-75 (51-55)	4	1993-1998	M4	18	SPC5928
Astra F Classic	1.6i (Eng. 02BE6167->)	75 (55)	4	1998-2000	M4	18	SPC5930
Astra F	1.6i (Eng. C16NZ 02BE6167-> SAE)	75 (55)	4	1991-1994	SAE	10	SPC5931
Astra F	1.6i (Eng. C16NZ 02V65826->02BE6166)	75 (55)	4	1991-1994	SAE	10	SPC5932
Astra F 16V	1.8 i L (Eng. C18 XEL/X18XE)	125 (92)	4	1994-1998	M4	18	SPC5911
Astra F	1.8 i L (Eng. C18NZ)	90 (66)	4	1991-1995	M4	18	SPC5923
Astra F	1.8 i L (Eng. C18NZ)	90 (66)	4	1992-1998	M4	18	SPC5914
Astra F 16V	1.8 i L (Eng. C18XEL/C18XE/X18XE)	115-125 (85-92)	4	1994-1998	M4	18	SPC5916
Astra F	2.0 i L (Eng. C20NE 146723354->Ch.R2-8)	115 (85)	4	1995-1998	M4	18	SPC5927
Astra F	2.0 i L (Eng. C20NE Ch.S2-8/000001->)	115 (85)	4	1995-1998	M4	18	SPC5934
Astra F	2.0 i L (Eng. C20NE)	115 (85)	4	1991-1995	M4	18	SPC5923
Astra F Gsi	2.0 i L (Eng. C20NE)	115 (85)	4	1992-1998	M4	18	SPC5914
Astra F Gsi	2.0 i L (Eng. C20XE - 14002935->)	150 (110)	4	1992-1998	M4	18	SPC8011
Astra F GSi 16V	2.0 i L (Eng. C20XE -> 14002934)	150 (110)	4	1991-1998	M4	18	SPC5911
Astra F 16V CDX	2.0 i L (Eng. X20XEV)	136 (100)	4	1995-1998	M4	18	SPC5916
Astra G	1.6 i (Eng. X16SZR)	75 (55)	4	1998-2000	M4	18	SPC5930
Astra G	1.6 i (Eng. X16SZR/Z16SE)		4	1998-2000	M4	18	SPC5911
Astra G	1.6 i (Eng. Z16SE)	84 (62)	4	2000-2005	M4	18	SPC5930
Calibra	2.0 L (Eng. C20NE)	115 (85)	4	1990-1994	M4	18	SPC5939
Calibra	2.0 i L (Eng. 2.0i 4x4 - 14672353-> Ch.R1/R9)	115 (85)	4	1994-1995	M4	18	SPC5927
Calibra	2.0 i L (Eng. 2.0i C20NE ->14672352)	115 (85)	4	1994-1997	M4	18	SPC5914
Calibra Turbo 16V	2.0 i L (Eng. C20LET)	200 (147)	4	1992-1997	M4	18	SPC5911
Calibra 8V	2.0 i L (Eng. C20NE)	115 (85)	4	1989-1997	M4	18	SPC5923
Calibra 16V 4X4	2.0 i L (Eng. C20XE -> 14180385)	150 (110)	4	1990-1994	M4	14	SPC5912
Calibra 16V 4X4	2.0 i L (Eng. C20XE)	150-205 (110-151)	4	1990-1997	M4	18	SPC5911
Calibra 16V	2.0 i L (Eng. X20XEV)	136 (100)	4	1994-1997	M4	18	SPC5916
Calibra 2.5 V6	2.5 i L (Eng. C25XE)	170 (125)	6	1993-1997	M4	18	SPC5917
Calibra 2.5 V6	2.5 i L (Eng. X25XE)	170 (125)	6	1994-2000	M4	18	SPC5917
Campo	2.3 i L (Eng. 4ZDA)	95 (70)	4	1991-1996	DIN	14	SPC5920
Combo	1.2 (Eng. X12SZ - 02BD0922->)	45 (33)	4	1995-1998	M4	18	SPC5930
Combo	1.2 (Eng. X12SZ -> 02BD0921)	45 (33)	4	1994-1995	M4	18	SPC5910
Combo	1.4 (Eng. C14SE - 02T14053->)	82 (60)	4	1994-2001	M4	18	SPC5910
Combo	1.2	45 (33)	4	1994-2001	M4	18	SPC5928
Combo	1.2 L (Eng. C12NZ)	45 (33)	4	1994-2001	M4	18	SPC5929
Combo	1.2 L (Eng. X12SZ/C12SZ)	45 (33)	4	1994-2001	M4	18	SPC5939
Combo	1.4 i L (Eng. X14SZ)	60 (44)	4	1995-2001	M4	18	SPC5939
Combo	1.4 i L (Eng. C14NZ)	60 (44)	4	1994-1996	M4	18	SPC5929
Combo	1.4 i L (Eng. C14NZ)	60 (44)	4	1994-1996	M4	18	SPC5925
Combo	1.4 i L (Eng. C14SE)	80 (59)	4	1994-1998	M4	18	SPC5929
Corsa A	1.2 i L - 1.4 i L (Mt C12NZ/C14NZ)	45-60 (33-44)	4	1990-1993	M4	18	SPC5939
Corsa A Sport	1.2 L - 1.3 L (Eng. 12 S/13 NB)		4	1986-1990	SAE	10	SPC5943
Corsa A	1.2 L (Eng. 12ST/NV)	55-60 (40-44)	4	1986-1990	SAE	10	SPC5908

							
Corsa A	1.2 L (Eng. C12NZ, E12GV)	45 (33)	4	1989-1993	M4	18	SPC5929
Corsa A	1.3 L (Eng. 13SB/NB)	60-70 (44-51)		1986-1989	SAE	10	SPC5908
Corsa A	1.4 i L (Eng. C14NZ)	60 (44)	4	1990-1993	M4	18	SPC5939
Corsa A	1.4 L (Eng. 14NV/C14NZ)	60-70 (44-51)	4	1990-1993	M4	18	SPC5929
Corsa A	1.4 L (Eng. C14SE - 02T14053->)	82 (60)	4	1991-1993	M4	18	SPC5910
Corsa A	1.4 L (Eng. C14SE -> 08T14052)	82 (60)	4	1990-1993	M4	18	SPC5929
Corsa A GSi	1.6 i L (Eng. 16SE)	100 (74)	4	1989-1993	M4	18	SPC5939
Corsa A GSi	1.6 i L (Eng. 16SEI/E16SE 02E88110->)	100 (74)	4	1988-1993	DIN	14	SPC5909
Corsa A	1.6 i L (Eng. C16SEI)	100 (74)	4	1982-1993	M4	18	SPC5910
Corsa A	1.6 L (Bosch Dist.)		4	1989-1993	DIN	14	SPC5941
Corsa B	1.2 i (Eng. C12NZ)	45 (33)	4	1993-2000	M4	18	SPC5928
Corsa B	1.2 i (Eng. X12SZ / 02BD0922->)	45 (33)	4	1995-2000	M4	18	SPC5930
Corsa B	1.2 i L (Eng. 12NZ/C12NZ / 19334657->)	45 (33)	4	1995-2000	M4	18	SPC5925
Corsa B	1.2 i L (Eng. C12NZ)		4	1995-2000	M4	18	SPC5911
Corsa B	1.2 i L (Eng. C12NZ)	45 (33)	4	1993-2000	M4	18	SPC5910
Corsa B	1.2 i L (Eng. X12SZ / -> 02BD0921)	45 (33)	4	1993-1995	M4	18	SPC5910
Corsa B	1.2 L (Eng. C12NZ / ->1933465)	45 (33)	4	1993-1995	M4	18	SPC5929
Corsa B	1.4 (Eng. X14SZ / 02BD0922->)	80 (59)	4	1995-2000	M4	18	SPC5930
Corsa B	1.4 i (Eng. C14SE)	80 (59)	4	1994-2000	M4	18	SPC5930
Corsa B	1.4 i L (Eng. C14NZ / 02BF1476->, 19241623->)	60 (44)	4	1995-2000	M4	18	SPC5925
Corsa B	1.4 i L (Eng. C14NZ)	60 (44)	4	1993-1995	M4	18	SPC5939
Corsa B	1.4 i L (Eng. C14NZX14SZ)	60 (44)	4	1993-2000	M4	18	SPC5911
Corsa B	1.4 i L (Eng. C14SE -> 02BD0921)	82 (60)	4	1993-1995	M4	18	SPC5910
Corsa B	1.4 i L (Eng. C14XEL/C14SEL)	85 (63)	4	1997-2000	M4	18	SPC8011
Corsa B 16V	1.4 i L (Eng. X14XE)	90 (66)	4	1994-2000	M4	18	SPC8011
Corsa B	1.4 i, Si	60-82 (44-60)	4	1993-2000	M4	18	SPC5928
Corsa B	1.4 L (Eng. C14NZ / ->02BF1475)	60 (44)	4	1993-1995	M4	18	SPC5929
Corsa B	1.4 L (Eng. C14NZ / ->19241622)	60 (44)	4	1993-1995	M4	18	SPC5929
Corsa B GSi 16V	1.6 i L (Eng. C16XE)	109 (80)	4	1993-1996	M4	18	SPC5911
Corsa B	1.6 i L (Eng. X16XE)	106 (78)	4	1994-2000	M4	18	SPC8011
Corsa B	1.8 i L (Eng. C18SEL)	125 (92)	4	1994-2000	M4	18	SPC8011
Frontera 4X4	2.2 i L (Eng. X22XE)	136 (100)	4	1995-1998	M4	18	SPC5935
Frontera 4X4	2.4 i L (Eng. C24NE)	125 (92)	4	1992-1998	M4	18	SPC5914
Frontera A Sport	2.0i (Eng. 52SUD2, 55SUD2)	115 (85)	4	1992-1998	M4	18	SPC5923
Frontera Sport	2.0 i L (Eng. C20NE / 14672354->)	115 (85)	4	1995-1998	M4	18	SPC5937
Frontera Sport 4X4	2.0 i L (Eng. C20NE / -> 14672353)	115 (85)	4	1992-1995	M4	18	SPC5922
Kadett E	1.2 L		4	1985-1991	SAE	10	SPC5943
Kadett E	1.2 L		4	1985-1991	DIN	14	SPC5909
Kadett E	1.2 L (Eng. 12S/12ST)	55-60 (40-44)	4	1985-1991	SAE	10	SPC5908
Kadett E	1.3 i L		4	1985-1989	SAE	10	SPC5943
Kadett E	1.3 i L		4	1985-1989	SAE	10	SPC5908
Kadett E	1.3 L		4	1985-1989	SAE	10	SPC5943
Kadett E	1.3 L (Eng. 13N/S)		4	1985-1991	DIN	14	SPC5909
Kadett E	1.4 i (Eng. 14NV, C14NZ)	60-75 (44-55)	4	1989-1991	M4	18	SPC5929
Kadett E	1.4 i L - 1.6 i L (Eng. C14NZ/16SV)	60-75 (44-55)	4	1990-1991	M4	18	SPC5939
Kadett E	1.6 i (Eng. 16SV 02E85673->)	82 (60)	4	1986-1993	M4	18	SPC5929
Kadett E	1.6 L (Eng. 16SV)	80 (59)	4	1986-1993	SAE	10	SPC5908
Kadett E 1.6 L	1.6 L (Eng. C16NZ/C16LZ)	75 (55)	4	1987-1993	SAE	10	SPC5908
Kadett E	1.6 L (Eng. E16NZ Ch.02V65826->)	75 (55)	4	1986-1986	SAE	10	SPC5932











OPEL							
Kadett E Sport	1.6 L (Eng. E16NZ)	75 (55)	4	1986-1993	SAE	10	SPC5943
Kadett E	1.8 i L (Eng. 18SE/NV/NZ)	80-90 (59-66)	4	1985-1991	M4	18	SPC5923
Kadett E	1.8 i L (Eng. C18NZ/18NV)	90 (66)	4	1990-1993	M4	18	SPC5914
Kadett E	1.8 L (Eng. 18SE/18NV)	85 (63)	4	1987-1991	DIN	14	SPC5909
Kadett E	1.8L (Eng. 18SE / Ch.L5362399->)	85 (63)	4	1987-1991	M4	18	SPC5927
Kadett E GSi	2.0 i L (Eng. 20NE)	115 (85)	4	1986-1991	M4	18	SPC5923
Kadett E	2.0 i L (Eng. 20SEH, SER)	130 (96)	4	1986-1991	DIN	14	SPC5909
Kadett GSi 16V	2.0 i L (Eng. 20XE/XEJ DATC)	150 (110)	4	1987-1991	M4	18	SPC5911
Kadett E GSi 16V	2.0 i L (Eng. 20XEJ/C20XE /->14028514)	150 (110)	4	1988-1991	M4	14	SPC5912
Kadett E	2.0 i L (Eng. C20NE / 14672353->)	115 (85)	4	1986-1991	M4	18	SPC5927
Kadett E	2.0 i L (Eng. C20NE)	115 (85)	4	1986-1991	DIN	14	SPC5909
Omega A	1.8 - 2.0 (Eng. N, S)	88-122 (65-90)	4	1986-1995	M4	18	SPC5923
Omega A	1.8 i L (Eng. 18NV/E18NVR/S18NV)	85 (63)	4	1986-1994	M4	18	SPC5921
Omega A	1.8L(Eng.18NV/E18NVR/S18NV//	80 (59)	4	1986-1994	M4	18	SPC5937
Omega A	2.0 i L (Eng. 20SE/C20NE)	115 (85)	4	1986-1994	M4	18	SPC5921
Omega A	2.0 L (Eng. C20NE/20SE / -2014312951)	115-120 (85-88)	4	1989-1994	M4	18	SPC5937
Omega A	2.0 L (Eng. C20NEF/C20NEJ / 201431295)	100 (74)	4	1990-1994	M4	18	SPC5937
Omega A	2.0 L (Eng. C20NEF/C20NEJ)	100 (74)	4	1990-1994	DIN	14	SPC5909
Omega A	2.0 L (Eng. C20NEF/C20NEJ)	100 (74)	4	1990-1994	M4	18	SPC5921
Omega A	2.4 i L (Eng. C24NE - 036314->)	125 (92)	4	1988-1994	M4	18	SPC5914
Omega A	2.4 i L (Eng. C24NE)	125 (92)	4	1987-1994	DIN	14	SPC5909
Omega A	2.6 i L (Eng. C26NE)	150 (110)	6	1990-1994	M4	18	SPC5926
Omega A	2.6 i L (Eng. C26NE)	150 (110)	6	1992-1994	M4	18	SPC5918
Omega A	3.0 (Eng. 30NE, C30NE / 01026691)	155-175 (114-128)	6	1987-1990	M4	18	SPC5938
Omega A	3.0 i L (Eng. C30LE / Ch.K100099->)	155 (114)	6	1987-1994	DIN	14	SPC5919
Omega A	3.0 i L (Eng. C30NE/30NE / ->Ch.K100098)	155-175 (114-128)	6	1987-1994	DIN	14	SPC5919
Omega A 24V	3.0 i L (Eng. C30SE/SEJ)	200 (147)	6	1989-1994	M4	18	SPC5915
Omega B	2.0 i L (Eng. 20SE/X20SE)	115 (85)	4	1994-1999	M4	18	SPC5928
Omega B 16V	2.0 i L (Eng. X20 XEV)	136 (100)	4	1994-1999	M4	18	SPC5916
Omega B	2.0 L	115 (85)	4	1994-1999	M4	18	SPC5925
Omega B V6	2.5 i L (Eng. X25XE)	170 (125)	6	1994-1999	M4	18	SPC5917
Omega B	3.0 i L (Eng. X30XE)	210 (154)	6	1994-1999	M4	18	SPC5917
Sintra 16V	2.0 i L		4	1996-1999	M4	18	SPC5916
Sintra GLS 16V	2.2 L (Eng. X22XE)	140 (103)	4	1996-1999	M4	18	SPC5916
Sintra CD 24V	3.0 L (Eng. X30XE)	200 (147)	6	1996-1999	M4	18	SPC5917
Tigra 16V	1.4 i L (Eng. X14XE)	90 (66)	4	1994-2000	M4	18	SPC8011
Tigra 16V	1.6 i L (Eng. C16SEL)	100 (74)	4	1997-1998	M4	18	SPC8011
Tigra 16V	1.6 i L (Eng. X16XE)	106 (78)	4	1994-1998	M4	18	SPC8011
Vectra A	1.4L-1.6L (Eng. C16NZ/E16NZ/16SV)	75-80 (55-59)	4	1989-1993	SAE	10	SPC5908
Vectra A	1.6 (Eng. 16SV / 02W85673->)	80 (59)	4	1988-1993	M4	18	SPC5929
Vectra A	1.6 (Eng. X16SZ)	70 (51)	4	1993-1995	M4	18	SPC5910
Vectra A	1.6 i	71 (52)	4	1993-1995	M4	18	SPC5928
Vectra A	1.6 i (Eng. X16SZ)	70 (51)	4	1993-1995	M4	18	SPC5930
Vectra A	1.6 i L (Eng. X16SZ)	70 (51)	4	1993-1995	M4	18	SPC5911
Vectra A	1.6 L (Eng. C16NZ/E16NZ / Ch.R100001->)	75 (55)	4	1988-1994	SAE	10	SPC5933
Vectra A	1.6L (Eng. C16NZ/E16NZ)	75 (55)	4	1988-1994	SAE	10	SPC5908
Vectra A	1.6L (Eng. C16NZ2)	75 (55)	4	1994-1995	M4	18	SPC5936
Vectra A	1.8 (Eng. 18SV)	90 (66)	4	1988-1990	M4	18	SPC5939

							
Vectra A	1.8 (Eng. 18SV/E18NVR / ->14258179)	90 (66)	4	1989-1990	DIN	14	SPC5909
Vectra A	1.8 (Eng. C18NZ Ch.S1/S5/S7)	90 (66)	4	1990-1995	M4	18	SPC5936
Vectra A	1.8 (Eng. C18NZ)	90 (66)	4	1990-1995	M4	18	SPC5939
Vectra A	1.8 (Eng. E18NVR)	115 (85)	4	1988-1989	M4	18	SPC5939
Vectra A	1.8 (Eng. E18NVR/SV / Ch.S1/S5/S7)	88 (65)	4	1988-1990	M4	18	SPC5936
Vectra A	1.8 i (Eng. 20NE / 14672353-Ch.R1/R5/R)	88-90 (65-66)	4	1988-1995	M4	18	SPC5927
Vectra A	1.8 i L (Eng. 18SV/C18NZ/E18NVR)	90-130 (66-96)	4	1988-1995	M4	18	SPC5914
Vectra A	1.8 i L (Eng. C18NZ)	90 (66)	4	1990-1995	M4	18	SPC5914
Vectra A	2.0 (Eng. 20NE/C20NE Ch.S1/S5/S7)	115 (85)	4	1988-1995	M4	18	SPC5936
Vectra A	2.0 (Eng. 20NE/C20NE)	115 (85)	4	1988-1995	M4	18	SPC5939
Vectra A	2.0 (Eng. 20SEH / ->14180385)	130 (96)	4	1988-1992	DIN	14	SPC5909
Vectra A GT	2.0 (Eng. 20SEH)	130 (96)	4	1988-1995	M4	18	SPC5939
Vectra A	2.0 (Eng. 20XE/C20XE / ->14180385)	150 (110)	4	1992-1995	M4	14	SPC5912
Vectra A	2.0 (Eng. 20XE/C20XE / Ch.P1/P5/P70)	150 (110)	4	1990-1995	M4	18	SPC8011
Vectra A	2.0 (Eng. NE/C20NE / ->14258179)	115 (85)	4	1988-1995	DIN	14	SPC5909
Vectra A	2.0 (Eng. X20XE)	136 (100)	4	1994-1995	M4	18	SPC5916
Vectra A	2.0 i (Eng. C20NE / 14672353 / Ch.R1/R5/R)	115 (85)	4	1988-1995	M4	18	SPC5927
Vectra A	2.0 i L (Eng. 20NE/C20NE/20SEH)	115 (85)	4	1988-1995	M4	18	SPC5914
Vectra A GT 16V	2.0 i L (Eng. 20XEJ/C20XE)	150 (110)	4	1990-1994	M4	14	SPC5912
Vectra A GT 16V	2.0 i L (Eng. 20XEJ/C20XE/20XE)	150 (110)	4	1989-1995	M4	18	SPC5911
Vectra A 16V Turbo	2.0 i L (Eng. C20LET)	200 (147)	4	1994-1995	M4	18	SPC5911
Vectra A V6	2.5 i L (Eng. C25XE)	170 (125)	6	1993-1995	M4	18	SPC5917
Vectra B	1.6 (Eng. X16XEL)	100 (74)	4	1995-2000	M4	18	SPC8011
Vectra B	1.6 i (Eng. 16LZ2)	75 (55)	4	1995-2002	M4	18	SPC5939
Vectra B	1.6 i (Eng. X16SZR / ->02HP7704)	75 (55)	4	1995-2000	M4	18	SPC5930
Vectra B	1.8 i L (Eng. X18XEL)	115 (85)	4	1995-2000	M4	18	SPC5916
Vectra B	2.0 i L (Eng. C20NEJ / 14885920->)	110 (81)	4	1995-2002	M4	18	SPC5928
Vectra B 16V	2.0 i L (Eng. X20XE)	136 (100)	4	1995-2000	M4	18	SPC5916
Vectra B	2.5 i L (Eng. X25XE)	170 (125)	6	1995-2000	M4	18	SPC5917
Zafira 16V	1.6 i L (Eng. X16XEL/Z16XE)	101 (74)	4	1999-2001	M4	18	SPC5911
Zafira 16V	1.8 i L (Eng. X18XE1)	116 (85)	4	1999-2000	M4	18	SPC5916
Zafira 16V	2.0 i L		4	1999-2001	M4	18	SPC5916
Zafira 16V	2.2 i L (Eng. Z22SE)	147 (108)	4	1999-2005	M4	18	SPC5916
PEUGEOT							
106 XN	1.0 L (Eng. TU9 M)	50 (37)	4	1996-1999	M4	14	SPC6127
106	1.1 i L (Eng. TU1M/LZ)		4	1991-1996	M4	14	SPC6127
106 XR	1.1 i L (Eng. TU1M/Z)		4	1993-1996	M4	14	SPC6127
106 XN-XR	1.1 L (Eng. TU1/K)	60 (44)	4	1991-1992	SAE	10	SPC6112
106	1.3 L (Eng. TU2 J2)		4	1993-1996	M4	14	SPC6127
106 XSi	1.4 i L (Eng. TU3FJ2/Z)	94 (69)	4	1991-1993	M4	14	SPC6127
106	1.4 i L (Eng. TU3M/Z)	76 (56)	4	1993-1994	M4	14	SPC6127
106	1.4 L (Eng. TU3.2/K)	75 (55)	4	1991-1992	SAE	10	SPC6112
106	1.6 i L (Eng. TU5J2/L3)	103 (76)	4	1996-	M4	14	SPC6127
106	1.6 i L (Eng. TU5JP/L3)	90 (66)	4	1996-	M4	14	SPC6127
205	1.1 i L - 1.4 i L (Eng. TU1/3)		4	1989-1994	M4	14	SPC6127
205	1.2 L (Eng. E1) - 1.3 L (Eng. G1)		4	1988-1989	DIN	14	SPC6114
205	1.2 L (Eng. E1) - 1.3 L (Eng. G1)		4	1989-1991	DIN	14	SPC6121
205	1.2 L (Eng. E1) - 1.3 L (Eng. G1)		4	1988-1989	DIN	14	SPC6114
205	1.2 L (Eng. E1) - 1.3 L (Eng. G1)		4	1989-1991	DIN	14	SPC6121




















PEUGEOT							
205	1.3 L (Eng. TU 2-4)	103 (76)	4	1988-1992	SAE	10	SPC6112
205	1.4 L (Eng. TU3)		4	1988-1992	SAE	10	SPC6112
205	1.6 i L (Eng. XU5 M3z)	88 (65)	4	1991-1994	M4	14	SPC6125
205	1.6 L (Eng. XU5J/XU5JA)	105-115 (77-85)	4	1987-1992	DIN	14	SPC6117
205	1.9 i L (Eng. XU9J)	104-120 (76-88)	4	1987-1994	M4	14	SPC6125
205	1.9 i L (Eng. XU9J1)	102-120 (75-88)	4	1987-1994	SAE	10	SPC6118
205	1.9 L (Eng. XU9JA)	130 (96)	4	1986-1989	SAE	10	SPC6118
205	1.9 L (Eng. XU9JA)	130 (96)	4	1990-1992	SAE	10	SPC6118
206	1.1 i L (Eng. TU1JP)		4	1998-2002	M4	14	SPC6127
306	1.1 L (Eng. TU1M)	60 (44)	4	1993-1997	M4	14	SPC6127
306	1.4 L (Eng. TU3MC)	76 (56)	4	1993-1996	M4	14	SPC6127
306	1.6 L (Eng. TU5JP)	90 (66)	4	1993-2000	M4	14	SPC6127
306	1.6 L (Eng. TU5JP/Z)	90 (66)	4	1996-2000	M4	14	SPC6127
306	1.8 (Eng. XU7JP)		4	1993-2000	SAE	10	SPC6118
306	1.8 L (Eng. XU7JP)	103 (76)	4	1993-2000	M4	14	SPC6125
306	2.0 L (Eng. XU10 J2C)	123 (90)	4	1993-2000	M4	14	SPC6813
405	1.4 i L (Eng. TU3MC)		4	1993-1995	M4	14	SPC6127
405	1.4 L (Eng. TU3)	64 (47)	4	1988-1992	SAE	10	SPC6112
405	1.6 i L (Eng. XU5 M/XU5 JPZ)	89 (65)	4	1992-1995	M4	14	SPC6125
405	1.6 L - 1.9 L (Eng. XU5/XU9)	91-110 (67-81)	4	1987-1992	SAE	10	SPC6120
405	1.6 L - 1.9 L (Eng. XU5/XU9)	91-110 (67-81)	4	1988-1992	DIN	14	SPC6102
405	1.6 L - 1.9 L (Eng. XU5/XU9)	91-110 (67-81)	4	1988-1992	SAE	10	SPC6120
405	1.8 i L (Eng. XU7JP)	100 (74)	4	1991-1995	M4	14	SPC6125
405	1.9 i L (Eng. XU10J2C)	123 (90)	4	1993-1995	M4	14	SPC6813
405	1.9 i L (Eng. XU9J2C)	110 (81)	4	1992-1993	M4	14	SPC6813
405	1.9 i L (Eng. XU9JAZ)	125 (92)	4	1988-1992	SAE	10	SPC6101
405	1.9 i L (Eng. XU9)	109 (80)	4	1988-1992	M4	14	SPC6125
405	1.9 L (Eng. XU9J4Z)	155 (114)	4	1988-1992	SAE	10	SPC6119
405	2.0 i L (Eng. XU10J2C)	122 (90)	4	1993-1995	M4	14	SPC6813
406	1.6 i L (Eng. XU5JP)	90 (66)	4	1996-2004	M4	14	SPC6125
406	1.8 i L (Eng. XU7JB)	90 (66)	4	1997-2004	M4	14	SPC6125
406	1.8 i L (Eng. XU7JP4/L/L3)	112 (82)	4	1996-2004	M4	14	SPC6125
406	2.0 i L (Eng. XU10J2TE)	147 (108)	4	1996-1999	M4	14	SPC6813
406	2.0 i L (Eng. XU10J4R)	135 (99)	4	1996-2004	M4	14	SPC6813
406 Coupe	2.0 i L (Eng. XU10J4R)	135 (99)	4	1997-2004	M4	14	SPC6813
406	3.0 V6 24V (Eng. ES9J4)	195 (143)	6	1996-2004	M4	14	SPC6128
605	2.0 i L (Eng. XU10J2)	130 (96)	4	1990-1992	SAE	10	SPC6124
605	2.0 i L (Eng. XU10J2TE)	150 (110)	4	1995-1999	M4	14	SPC6813
605	2.0 i L (Eng. XU10J2TE)	150 (110)	4	1993-1999	M4	14	SPC6813
605	2.0 i L (Eng. XU10J2Z)	122-130 (90-96)	4	1991-1999	M4	14	SPC6813
605	2.0 L (Eng. XU102C)	115 (85)	4	1990-1992	SAE	10	SPC6124
605	2.0 L (Carb. with Dist.)		4	1990-1992	DIN	14	SPC7820
605 V6 24V	3.0 i L (Eng. ZPJ4/Z)	200 (147)	6	1989-1999	M4	18	SPC6123
605 V6 12V	3.0 i L (Eng. ZPJ)	167 (123)	6	1989-1999	M4	18	SPC6122
806	2.0 i L (Eng. XU10J2L/J2TE)		4	1995-2002	M4	14	SPC6813
806 16V	2.0 i L (Eng. XU10J4R)	131 (96)	4	1998-2000	M4	14	SPC6813
Boxer	2.0 L - 2.0 i L (Eng. XU10J2C/J2U)		4	1994-2002	M4	14	SPC6125
Partner	1.1 i L (Eng. TU1M)		4	1996-2000	M4	14	SPC6127









							
Partner	1.4 i L (Eng. TU3JP/L3)		4	1996-	M4	14	SPC6127
Partner	1.8 (Eng. XU7JB)		4	1997-	M4	14	SPC6125
RENAULT							
Chamade	1.2 L (Eng. C1G)	55 (40)	4	1990-1992	DIN	14	SPC7808
Chamade	1.4 L - 1.4 i L (Eng. E6J/E7J/C3J)	80 (59)	4	1990-1992	SAE	10	SPC6318
Chamade	1.4 L (Eng. C1J)	60 (44)	4	1990-1992	DIN	14	SPC7807
Chamade	1.7 i L (Eng. F3N)	95 (70)	4	1989-1992	SAE	10	SPC7802
Chamade	1.7 i L (Eng. F7P)	137 (101)	4	1991-1992	SAE	10	SPC6323
Chamade	1.7 L (Eng. F2N)	92 (68)	4	1989-1990	SAE	10	SPC7802
Chamade	1.8 (Eng. F3P 682)		4	1994-1995	SAE	10	SPC6306
Chamade	1.8 (Eng. F3P 700/705/706/707/708)		4	1992-1995	SAE	10	SPC6306
Chamade	1.8 i L (Eng. F3P)	95-113 (70-83)	4	1993-	SAE	10	SPC6306
Clio	1.1 L (Eng. C1C/C1E/C1G)	50 (37)	4	1991-1996	DIN	14	SPC7803
Clio	1.2 i L (Eng. D7F 710/720/722/726)	60 (44)	4	1998-	M4	14	SPC6310
Clio	1.2 i L (Eng. D7F 730)	60 (44)	4	1996-1997	M4	14	SPC6310
Clio	1.2 L (Eng. E5F/E7F 706/750)	60 (44)	4	1991-1996	SAE	10	SPC6318
Clio	1.4 i L (Eng. E7J 634/635)	75 (55)	4	1998-	M4	14	SPC6343
Clio	1.4 i L (Eng. E7J 780)	75 (55)	4	1998-	M4	14	SPC6320
Clio	1.4 L (Eng. E6J 712/713/718/760)	80 (59)	4	1991-1996	SAE	10	SPC6318
Clio	1.4 L (Eng. E7J 711/718/719)	80 (59)	4	1991-1996	SAE	10	SPC6318
Clio	1.7 i L (Eng. F2N)	92 (68)	4	1991-1992	SAE	10	SPC6326
Clio	1.8 i L (Eng. F3P 710/712/714/758)	95-110 (70-81)	4	1991-1998	SAE	10	SPC6306
Clio	1.8 i L (Eng. F3P 754/755)	90 (66)	4	1994-	SAE	10	SPC6344
Clio	1.8 i L (Eng. F7P 722)	137 (101)	4	1991-1994	SAE	10	SPC6323
Clio	1.8 L (Eng. F3P 754/755)	90 (66)	4	1994-	SAE	10	SPC6309
Clio	2.0 i L (Eng. F3P 712)	150 (110)	4	1994-	SAE	10	SPC6306
Clio	2.0 i L (Eng. F7P 700)	150 (110)	4	1994-1998	SAE	10	SPC6323
Clio	2.0 i L (Eng. F7R 700)	150 (110)	4	1992-	SAE	10	SPC6323
Clio II	1.0 (Eng. D7D 760)	60 (44)	4	1999-	M4	14	SPC6345
Clio II	1.1 (Eng. D7F 720, D7F 722)	60 (44)	4	1998-	M4	14	SPC6345
Clio II	1.2 (Eng. D7F720, D7F722, D7F726, D7F744, D7F746, D7F764)	60 (44)	4	1998-	M4	14	SPC6345
Clio II	1.2 i L (Eng. D7F 730)	60 (44)	4	1996-1997	M4	14	SPC6310
Clio II	1.4 i L (Eng. E7J)	75 (55)	4	1999-	M4	14	SPC6320
Clio II	1.6 i L (Eng. K7M, K7J)		4	1999-	M4	14	SPC6320
Espace II	2.0 i L - 2.2 i L (Eng. J7R/J7T)	110 (81)	4	1991-1997	DIN	14	SPC6339
Espace II	2.8 i L (Eng. Z7W 712/713/717)	153 (113)	6	1991-1997	M4	18	SPC6308
Espace II	3.0 i L (Eng. Z7X 775)	167 (123)	6	1996-1998	SAE	10	SPC6312
Espace III	2.0 i L (Eng. F3R 728/729/742/768)	115 (85)	4	1996-2000	SAE	10	SPC6342
Espace III	2.0 i L (Eng. F3R 728/729/742/768)		4	1996-2000	M4	14	SPC6311
Express	(Eng. C1C/C1E/C1G) Electronic		4	1986-	DIN	14	SPC7803
Express	1.0L-1.1L-1.2 L (Eng. C1C/C1E/C1G)		4	1986-1991	DIN	14	SPC7807
Express	1.4 L (Eng. C1J)	60 (44)	4	1986-1991	DIN	14	SPC7807
Express	1.4 L - 1.4 i L (Eng. E6J/C3J)	80 (59)	4	1989-	SAE	10	SPC6318
Kangoo	1.0 (Eng. D7D 700, D7F 760)	60 (44)	4	1998-	M4	14	SPC6345
Kangoo	1.2 (Eng. D7F720, D7F722,	60 (44)	4	1998-	M4	14	SPC6345
Kangoo	1.2 i L (Eng. D7F 710/720/722/726)	60 (44)	4	1998-	M4	14	SPC6310
Kangoo	1.4 i L (Eng. E7J 634/635)	75 (55)	4	1997-	M4	14	SPC6343
Kangoo	1.4 i L (Eng. E7J 780)	75 (55)	4	1998-	M4	14	SPC6320
Kangoo	1.6 i L (Eng. K7M)	90 (66)	4	1997-	M4	14	SPC6343




RENAULT							
Laguna	1.8 i L (Eng. F3P 670/720)	90 (66)	4	1995-2001	SAE	10	SPC6342
Laguna	1.8 i L (Eng. F3P 678/724)	90 (66)	4	1995-2001	SAE	10	SPC6344
Laguna	1.8 i L (Eng. F3P 720/724)	90 (66)	4	1993-2001	SAE	10	SPC6309
Laguna	1.8 i L (Eng. F3P 724)	90 (66)	4	1995-2001	SAE	10	SPC6344
Laguna	1.8 i L (Eng. F3P 724/678)	90 (66)	4	1995-2001	SAE	10	SPC6344
Laguna	1.8 i L (Eng. F3P)		4	1995-2001	M4	14	SPC6311
Laguna	2.0 i L (Eng. F3P 722/723)		4	1993-2001	SAE	10	SPC6342
Laguna	2.0 i L (Eng. F3R 722/723)	113 (83)	4	1995-2001	SAE	10	SPC6344
Laguna	2.0 i L (Eng. F3R 722/723)	115 (85)	4	1993-2001	SAE	10	SPC6309
Laguna	2.0 i L (Eng. F3R 723)	113 (83)	4	1993-2001	SAE	10	SPC6344
Laguna	2.0 i L (Eng. F3R 723)	113 (83)	4	1996-2001	SAE	10	SPC6344
Laguna	2.0 i L (Eng. F3R 723)	113 (83)	4	1993-2001	SAE	10	SPC6344
Laguna	2.0 i L (Eng. F3R 750)	108 (79)	4	1995-2001	M4	14	SPC6311
Laguna	2.0 i L (Eng. F3R/F3P)	112 (82)	4	1993-2001	SAE	10	SPC7809
Laguna	2.0 i L (Eng. N7Q 700/704)	140 (103)	4	1995-2001	SAE	10	SPC7815
Laguna	3.0 i L (Eng. Z7X 760/765)	170 (125)	6	1993-2001	SAE	10	SPC6312
Logan	1.4i (Eng. K7J 710)	75 (55)	4	2004-	M4	14	SPC6343
Logan	1.6i (Eng. K7M 710)	90 (66)	4	2004-	M4	14	SPC6343
Megane	1.4 i L (Eng. E7J 624)	69 (51)	4	1996-2002	SAE	10	SPC6318
Megane	1.4 i L (Eng. E7J 764)	75 (55)	4	1995-2002	SAE	10	SPC6318
Megane	1.4 i L (Eng. E7J)		4	1997-2002	M4	14	SPC6320
Megane	2.0 i L (Eng. F3R 750/751/752)		4	1996-1999	SAE	10	SPC6342
Megane	2.0 i L (Eng. F3R 750/751)	108 (79)	4	1999-2002	M4	14	SPC6311
Megane	2.0 i L (Eng. F3R)		4	1995-1996	SAE	10	SPC7809
Megane Classic	1.4 i L (Eng. E7J 764)	70 (51)	4	1996-	SAE	10	SPC6318
Megane Classic	1.6 i L (Eng. K7M 702/703)	90 (66)	4	1997-1998	M4	14	SPC6320
Megane Classic	1.6 i L (Eng. K7M 702/703/720)	90 (66)	4	1998-	M4	14	SPC6343
Megane Classic	1.6 i L (Eng. K7M 702/703/720/793)	90 (66)	4	1995-1999	SAE	10	SPC6319
Megane Classic	2.0 i L (Eng. F3P)	115 (85)	4	1999-	SAE	10	SPC6309
Megane Classic	2.0 i L (Eng. F3R 750/751)	116 (85)	4	1995-	M4	14	SPC6311
Megane Classic	2.0 i L (Eng. F3R 750/751/752)	116 (85)	4	1995-	SAE	10	SPC6342
Megane Grandtour	1.6 i L (Eng. E7J)	75 (55)	4	1999-	M4	14	SPC6320
Megane Grandtour	1.6 i L (Eng. K7M 702/703/720)	90 (66)	4	1998-	M4	14	SPC6343
Megane Scenic	1.4 i L (Eng. E7J 764)	70 (51)	4	1997-1999	SAE	10	SPC6318
Megane Scenic	1.6 i L (Eng. K7M 702/703)	90 (66)	4	1997-1998	M4	14	SPC6320
Megane Scenic	1.6 i L (Eng. K7M 702/703/720)	90 (66)	4	1998-	M4	14	SPC6343
Megane Scenic	1.6 i L (Eng. K7M 702/703/720)	90 (66)	4	1997-1999	SAE	10	SPC6319
Megane Scenic	2.0 i L (Eng. F3P)	115 (85)	4	1995-1999	SAE	10	SPC6309
Megane Scenic	2.0 i L (Eng. F3R 750)	108 (79)	4	1997-1999	M4	14	SPC6311
Megane Scenic	2.0 i L (Eng. F3R 796)		4	1999-	M4	14	SPC6311
Megane Scenic II	2.0 i L (Eng. F3R 751/791/796/797/798)		4	1997-	SAE	10	SPC6342
Nevada	1.7 i L (Eng. F3N)	95 (70)	4	1991-	SAE	10	SPC6307
Nevada	2.0 L - 2.2 L (Eng. J7R/J7T)		4	1986-1994	DIN	14	SPC6339
Nevada	2.0 i L (Eng. J7R)		4	1988-1989	SAE	10	SPC6322
Nevada	1.7 L (Eng. F2N)	75 (55)	4	1986-1992	SAE	10	SPC7802
Nevada	1.7 i L (Eng. F3N)	75 (55)	4	1986-1990	SAE	10	SPC7801
Nevada	2.0 i L (Eng. J7R)	136 (100)	4	1990-	SAE	10	SPC6322
R 19	1.2 L (Eng. C1G)	55 (40)	4	1989-1992	DIN	14	SPC7808









								
R 19	1.4 L - 1.4 i L (Eng. E6J/E7J/C3J)	80 (59)	4	1989-1992	SAE	10		SPC6318
R 19	1.4 L - 1.4 i L (Eng. E7J/C3J)	80 (59)	4	1993-1995	SAE	10		SPC6318
R 19	1.4 L (Eng. C1J)	60 (44)	4	1989-1992	DIN	14		SPC7807
R 19	1.7 i L (Eng. F3N)	95 (70)	4	1992-1995	SAE	10		SPC6326
R 19	1.7 i L (Eng. F7P)	137 (101)	4	1991-1995	SAE	10		SPC6323
R 19	1.7 L (Eng. F2N)	92 (68)	4	1989-1990	SAE	10		SPC7802
R 19	1.8 i L (Eng. F3P 682/764/765)		4	1994-1996	SAE	10		SPC6306
R 19	1.8 L (Eng. F7P 704)	134 (99)	4	1992-1996	SAE	10		SPC6323
Safrane	2.0 i L (Eng. J7R 732/733)	107 (79)	4	1992-1996	SAE	10		SPC6305
Safrane	2.0 i L (Eng. N7Q 710/711)	137 (101)	4	1996-2000	SAE	10		SPC7815
Safrane	2.2 i L (Eng. J7T 760/761)	140 (103)	4	1992-1996	SAE	10		SPC6325
Safrane	2.2 i L (Eng. J7T)	110 (81)	4	1992-1996	SAE	10		SPC6305
Safrane	2.5 i L (Eng. N7U)	169 (124)	5	1996-2000	M4	18		SPC7818
Safrane	2.5 i L (Eng. Z7X)		6	1998-2000	SAE	10		SPC6312
Safrane	3.0 i L (Eng. Z7X 721/722/723/755)	170 (125)	6	1992-1996	M4	18		SPC6324
Scenic	1.6 i L (Eng. K7M)	90 (66)	4	1996-1997	SAE	10		SPC6319
Scenic	1.6 i L (Eng. K7M)	90 (66)	4	1996-1997	SAE	10		SPC6319
Scenic	1.6 i L (Eng. K7M)	90 (66)	4	1998-2003	M4	14		SPC6320
Scenic	2.0 i L (Eng. F3R)	116 (85)	4	1996-2003	SAE	10		SPC6309
Thalia	1.4 L (Eng. K7J)	75 (55)	4	2000-	M4	14		SPC6343
Twingo	1.2 i L (Eng. C3G 700/702)	54 (40)	4	1996-	DIN	14		SPC7808
Twingo	1.2 i L (Eng. C3G 700/702)		4	1993-1996	DIN	14		SPC7808
Twingo	1.2 i L (Eng. D7F 700/701/702/703)	60 (44)	4	1996-	M4	14		SPC6310
ROVER								
214 i 16V	1.4 i L (Eng. K8/K16)	112 (82)	4	1989-1995	DIN	14		SPC6511
214 S 8V	1.4 i L (Eng. 14K2F)	75 (55)	4	1995-2000	DIN	14		SPC6513
214 Si	1.4 (Eng. 14K4F)	103 (76)	4	1995-2000	DIN	14		SPC6518
214 Si	1.4 16V (Eng. 14K4F)	103 (76)	4	1995-2000	DIN	14		SPC6519
216	1.6 L	102 (75)	4	1984-1990	DIN	14		SPC6504
216 SE	1.6 L	82 (60)	4	1984-1990	DIN	14		SPC6504
216 8V	1.6 i L	75 (55)	4	1989-1990	DIN	14		SPC6509
216	1.6 (Eng. 16K4F)	110 (81)	4	1996-2000	DIN	14		SPC6518
216 Si	1.6 (Eng. 16K4F)	110 (81)	4	1996-2000	DIN	14		SPC6518
216 Si	1.6 16V (Eng. 16K4F)	112 (82)	4	1995-2000	DIN	14		SPC6519
220 GTi	2.0 i L (Eng. 20T4G/H/F)		4	1991-1995	DIN	14		SPC6515
220 16V GTi	2.0 i L (Eng. 20M4F/20T4G T16)	200 (147)	4	1992-1995	DIN	14		SPC6515
25	1.4 16V	85-103 (63-76)	4	1999-	DIN	14		SPC6518
25	1.4 16V (Eng. 14K4F)	103 (76)	4	1999-	DIN	14		SPC6519
25	1.4 16V (Eng. 14K4M)	84 (62)	4	1999-	DIN	14		SPC6519
25	1.6 16V	110 (81)	4	1999-	DIN	14		SPC6518
25	1.6 16V (Eng. 16K4F)	109 (80)	4	1999-	DIN	14		SPC6519
25	1.8 16V	115 (85)	4	1999-	DIN	14		SPC6518
25	1.8 16V (Eng. 18K4F)	116 (85)	4	1999-	DIN	14		SPC6519
45	1.4 16V (Eng. 14K4F)	103 (76)	4	2000-	DIN	14		SPC6519
45	1.6 16V (Eng. 16K4F)	109 (80)	4	2000-	DIN	14		SPC6519
45	1.8 (Eng. 18K4F)	117 (86)	4	2000-	DIN	14		SPC6519
75	1.8 (Eng. K 1.8)	120 (88)	4	1999-	DIN	14		SPC6519
75	1.8 Turbo	150 (110)	4	2003-	DIN	14		SPC6519
414 Si	1.4 (Eng. 14K4F)	103 (76)	4	1995-2000	DIN	14		SPC6518

							
ROVER							
416 Si	1.6 (Eng. 16K4F)	110 (81)	4	1995-2000	DIN	14	SPC6518
416 Si	1.6 (Eng. D16Y2)	110 (81)	4	1995-2000	DIN	14	SPC6518
400	1.6 i (Eng. D16A8/Z2/Y2)		4	1990-2000	DIN	14	SPC6508
420 16V	2.0 i L (Eng. 20M4F/20T4G)		4	1992-1995	DIN	14	SPC6515
618 i - Si	1.8 i L (Eng. F18A3)	116 (85)	4	1995-1998	DIN	14	SPC6505
SAAB							
900 II Turbo 16V	2.0 i L (Eng. B204/B206)		4	1994-1998	DIN	14	SPC6706
900 II 16V	2.3 i L (Eng. B234)		4	1990-1994	DIN	14	SPC6705
900 II 16V	2.3 i L (Eng. B234E)		4	1994-1998	DIN	14	SPC6706
900 II V6	2.5 i L (Eng. B258I)	175 (129)	6	1993-1997	M4	18	SPC6702
9000 Turbo 16	2.0 i L (Eng. B202 L)	175 (129)	4	1989-1998	DIN	14	SPC6705
9000 16V	2.0 i L (Eng. B202 Si)	133 (98)	4	1984-1993	DIN	14	SPC6705
9000 16V	2.3 i L (Eng. B234)		4	1990-1998	DIN	14	SPC6705
9000 16V	2.3 i L (Eng. B234E)	170 (125)	4	1994-1998	DIN	14	SPC6706
9000 V6	3.0 i L (Eng. B308I)	175 (129)	6	1994-1997	M4	18	SPC6702
SEAT							
Alhambra	2.0 i L (Eng. ABF)	150 (110)	4	1996-	M4	14	SPC8009
Alhambra	2.0 i L (Eng. ADY/ATM)	115 (85)	4	1996-	M4	14	SPC8003
Alhambra	2.8 i L (Eng. AAA)	174 (128)	6	1997-	M4	14	SPC8016
Arosa	1.0 i L (Eng. AER)	50 (37)	4	1997-	M4	14	SPC8027
Arosa	1.0 i L (Eng. AER/AHT/ALD/ALL/ANV)		4	1997-	M4	14	SPC8023
Arosa	1.0 i L (Eng. ANV/ANW)	50 (37)	4	1999-	M4	14	SPC8026
Arosa	1.4 i L (Eng. AEX)	75 (55)	4	1997-	M4	14	SPC8027
Arosa	1.4 i L (Eng. AEX/AKK/AKV/ANV/APQ)	60 (44)	4	1997-	M4	14	SPC8023
Arosa	1.4 16V (Eng. AFK/ANM/AQQ/AUB)	100 (74)	4	2000-	M4	14	SPC8028
Arosa	1.4 16V (Eng. AHW/AKQ/APE)	75 (55)	4	1998-	M4	14	SPC8028
Cordoba	1.4 i L (Eng. ABD)	60 (44)	4	1993-	M4	14	SPC8032
Cordoba	1.4 i L (Eng. ADB)	60 (44)	4	1993-1999	M4	14	SPC8023
Cordoba	1.4 i L (Eng. AEX/AKV/ANX/APQ)	60 (44)	4	1996-1999	M4	14	SPC8023
Cordoba	1.4 i L (Eng. AFH)	100 (74)	4	1996-1999	M4	14	SPC8029
Cordoba	1.4i (Eng. ABD/AEX/AKV/ANX)		4	1994-1999	M4	14	SPC8007
Cordoba	1.6 i L (Eng. 1F/AEE/ALM)	75 (55)	4	1993-1999	M4	14	SPC8023
Cordoba	1.6 i L (Eng. ABU)	75 (55)	4	1993-1999	M4	14	SPC8022
Cordoba	1.6 i L (Eng. AFP/AFT)	100 (74)	4	1996-1999	M4	14	SPC8003
Cordoba	1.8 i L (Eng. ABA)		4	1997-	M4	14	SPC8022
Cordoba	1.8 i L (Eng. ABS/ADZ)	90 (66)	4	1993-1999	M4	14	SPC8004
Cordoba	1.8 i L (Eng. ADL)	130 (96)	4	1993-	M4	14	SPC8010
Cordoba	1.8 i L (Eng. ADZ)	90 (66)	4	1993-1996	M4	14	SPC8022
Cordoba	2.0 i L (Eng. 2E/AGG)	115 (85)	4	1993-1999	M4	14	SPC8023
Cordoba	2.0 i L (Eng. ABF)	150 (110)	4	1996-	M4	14	SPC8009
Cordoba	1.4 i L (Eng. ANW)	60 (44)	4	1999-	M4	18	SPC8034
Cordoba	1.4 i L (Eng. AUA/APE)	75 (55)	4	1999-	M4	14	SPC8028
Cordoba	1.4 i L (Eng. AUB/AQQ)	100 (74)	4	2000-	M4	14	SPC8028
Cordoba	1.4 L (Eng. ANV)	60 (44)	4	1999-	M4	14	SPC8038
Cordoba	1.6 i L (Eng. ALM)	75 (55)	4	1999-	M4	14	SPC8013
Cordoba	1.6 i L (Eng. APF)	100 (74)	4	1999-	M4	14	SPC8013
Ibiza II	1.0 (Eng. 6K1)	45 (33)	4	1993-1996	M4	14	SPC8023
Ibiza II	1.0 i L (Eng. AER)	50 (37)	4	1997-1999	M4	14	SPC8023

							
Ibiza II	1.05 L (Eng. AAU)	45 (33)	4	1993-1999	M4	14	SPC8022
Ibiza II	1.3 (Eng. 6K1)	54 (40)	4	1993-1999	M4	14	SPC8023
Ibiza II	1.3 i L (Eng. 2G/AVV)	55 (40)	4	1993-1999	M4	14	SPC8004
Ibiza II	1.3 i L (Eng. AAV)	55 (40)	4	1993-1996	M4	14	SPC8020
Ibiza II	1.4 i L (Eng. ABD)	60 (44)	4	1993-1999	M4	14	SPC8032
Ibiza II	1.4 (Eng. 6K1)	60 (44)	4	1993-1999	M4	14	SPC8023
Ibiza II	1.4 i L (Eng. ABD/AKV/ALM)	60-75 (44-55)	4	1993-1999	M4	14	SPC8023
Ibiza II	1.4 i L (Eng. AEX)	60 (44)	4	1993-1999	M4	14	SPC8023
Ibiza II	1.4 i L (Eng. AFH)	100 (74)	4	1996-1999	M4	14	SPC8029
Ibiza II	1.4i (Eng. ABD/AEX/AKV/ANX)		4	1993-1999	M4	14	SPC8007
Ibiza II	1.6 i L (Eng. 1F/AEE)	75 (55)	4	1993-1999	M4	14	SPC8023
Ibiza II	1.6 i L (Eng. ABU)	75 (55)	4	1993-1999	M4	14	SPC8022
Ibiza II	1.6 i L (Eng. ADZ)	90 (66)	4	1993-1999	M4	14	SPC8022
Ibiza II	1.6 i L (Eng. AFT)	100 (74)	4	1997-1999	M4	14	SPC8003
Ibiza II	1.8 i L (Eng. ABS/ACC/ADZ/AGG)	90 (66)	4	1993-1999	M4	14	SPC8004
Ibiza II	1.8 i L (Eng. ADL)	130 (96)	4	1993-1999	M4	14	SPC8010
Ibiza II	2.0 i L (Eng. 2E)	115 (85)	4	1993-1999	M4	14	SPC8023
Ibiza II	2.0 i L (Eng. ABF)	150 (110)	4	1996-1999	M4	14	SPC8009
Ibiza III	1.0 L (Eng. ANV)	50 (37)	4	1999-2002	M4	14	SPC8038
Ibiza III	1.4 i L (Eng. AKK)	60 (44)	4	2000-2002	M4	14	SPC8026
Ibiza III	1.4 i L (Eng. ANW)	60 (44)	4	1999-2002	M4	18	SPC8034
Ibiza III	1.4 i L (Eng. AUA/APE)	75 (55)	4	1999-2002	M4	14	SPC8028
Ibiza III	1.4 i L (Eng. AUB/AQQ/AFK/ANM)	100 (74)	4	1999-2002	M4	14	SPC8028
Ibiza III	1.4 L (Eng. ANV)	60 (44)	4	1999-2002	M4	14	SPC8038
Ibiza III	1.6 i L (Eng. AEH)	100 (74)	4	1999-2002	M4	14	SPC8013
Inca	1.4 i L (Eng. AEX)	45 (33)	4	1996-	M4	14	SPC8023
Inca	1.4 i L (Eng. AUA)	45 (33)	4	1996-	M4	14	SPC8028
Inca	1.6 i L (Eng. 1F/AEX)	60 (44)	4	1996-	M4	14	SPC8023
Leon	1.4 i L (Eng. AFH)	100 (74)	4	1996-1999	M4	14	SPC8029
Leon	1.4 i L (Eng. APE/AHW/AXP/BCA)	75 (55)	4	1999-	M4	14	SPC8028
Leon	1.6 i L (Eng. AEH/AKL)	100 (74)	4	1999-	M4	14	SPC8013
Leon	1.6 i L (Eng. AUS)	105 (77)	4	2000-	M4	14	SPC8028
Leon	1.8 i (Eng. AGN/AGP)		4	1999-	M4	14	SPC6825
Leon	1.8 i L		4	2000-	M4	14	SPC8003
Leon	1.8 L (Eng. AGN)	125 (92)	4	1999-	M4	14	SPC8037
Leon	1.8 L (Eng. AGN, APG)	125 (92)	4	1999-	M4	18	SPC8039
Toledo I	1.6 i L (Eng. 1F/ABN/EZ)	75 (55)	4	1991-1996	M4	14	SPC8023
Toledo I	1.6 i L (Eng. AFT)	100 (74)	4	1996-1999	M4	14	SPC8003
Toledo I	1.6 i L (Eng. RP)	71 (52)	4	1992-1996	M4	14	SPC8004
Toledo I	1.8 i L (Eng. 1F/RP)	90 (66)	4	1992-1996	M4	14	SPC8004
Toledo I	1.8 i L (Eng. ABS/ADS)	90 (66)	4	1993-1996	M4	14	SPC8023
Toledo I	1.8 i L (Eng. KR/PL)	125 (92)	4	1993-1996	M4	14	SPC8010
Toledo I	2.0 i L (Eng. 2E)	115 (85)	4	1992-1999	M4	14	SPC8023
Toledo I	2.0 i L (Eng. ABF)	150 (110)	4	1993-1999	M4	14	SPC8009
Toledo II	1.4 i L (Eng. APE)	75 (55)	4	1999-	M4	14	SPC8028
Toledo II	1.4 L (Eng. APE/AHW, AXP)	75 (55)	4	1999-	M4	14	SPC8028
Toledo II	1.6 L (Eng. AUS)	105 (77)	4	2000-	M4	14	SPC8028
Toledo II	1.8 i (Eng. AGN/AGP)		4	1999-	M4	14	SPC6825
Toledo II	1.8 L (Eng. AGN, APG)	125 (92)	4	1999-	M4	18	SPC8039












SKODA							
Fabia	1.4 (Eng. AUA/AUB/BBZ/BBY)	75-100 (55-74)	4	1999-2007	M4	14	SPC8028
Fabia	1.4 (Eng. BKY)	75 (55)	4	2004-2007	M4	14	SPC8028
Fabia	2.0 (Eng. AZL)	115 (85)	4	1999-2007	M4	18	SPC8036
Favorit	1.3 L	55-68 (40-50)	4	1988-1992	DIN	14	SPC6912
Favorit	1.3 L (Eng. 135/136l)	55-68 (40-50)	4	1993-1995	DIN	14	SPC6912
Felicia	1.3 L (Eng. 135/136l)	55-68 (40-50)	4	1993-1998	M4	14	SPC6913
Felicia	1.6 (Eng. AEE)	75 (55)	4	1995-2001	M4	14	SPC8023
Felicia	1.6 i L (Eng. EA111)	75 (55)	4	1995-2001	M4	14	SPC8027
Felicia	1.6 (Eng.MFJ)		4	1995-2001	M4	14	SPC6914
Octavia I	1.4 (Eng. AXP/BCA)	75 (55)	4	2000-	M4	14	SPC8028
Octavia I	1.6 i L (Eng. AEH/AKL)	100 (74)	4	1997-	M4	14	SPC6915
Octavia I	1.6 i L (Eng. AEE)	75 (55)	4	1996-2000	M4	14	SPC8023
Octavia I	1.6 i L (Eng. AFT)	100 (74)	4	1997-	M4	14	SPC8013
Octavia I	1.6 i L (Eng. AKL/AEH)	100 (74)	4	1997-	M4	14	SPC8013
Octavia I	1.6 i L (Eng. AVU/BFQ)	100 (74)	4	2000-	M4	18	SPC8036
Octavia I	1.6 i L (Eng. EA111)	75 (55)	4	1997-	M4	14	SPC8027
Octavia I	1.8 L (Eng. AGN / Ch.1U-V-026000)	125 (92)	4	1996-	M4	14	SPC8037
Octavia I	1.8 L (Eng. AGN / Ch.1U-V-026001->)	125 (92)	4	1998-	M4	18	SPC8039
Octavia I	2.0 i L (Eng. AEG/AQY/AZH/AZJ)	115 (85)	4	1999-	M4	14	SPC8013
Superb I	2.0 i L (Eng. AZM)	115 (85)	4	2002-2008	M4	18	SPC8036
Superb I	2.8 i L (Eng. AMX/BBG)	190 (140)	4	2002-2008	M4	14	SPC8035
SMART							
Cabrio	0.6 L (Eng. M 160 E6AL B03)	55 (40)	3	2000-2004	M4	14	SPC5332
Cabrio	0.6 L (Eng. M 160 E6AL B05)	61 (45)	3	2001-2004	M4	14	SPC5332
City-Coupe	0.6 L (Eng. M 160 E6AL B04)	45 (33)	3	1998-2004	M4	14	SPC5332
City-Coupe	0.6 L (Eng. M 160 E6AL B03)	55 (40)	3	1998-2004	M4	14	SPC5332
City-Coupe	0.6 L (Eng. M 160 E6AL B05)	61 (45)	3	2001-2004	M4	14	SPC5332
SUBARU							
Forester	2.0 L	122 (90)	4	1997-2002	DIN	14	SPC7106
Forester	2.0 L	125 (92)	4	1998-2002	DIN	14	SPC7113
Forester S Turbo	2.0	170 (125)	4	1998-2001	SAE	10	SPC7111
Impreza	1.6 (Eng. EJ16/EJ16E)	90 (66)	4	1992-1998	DIN	14	SPC7106
Impreza	1.6 i (Eng. EJ161)	95 (70)	4	1997-2002	DIN	14	SPC7114
Impreza Wagon 4WD	1.6 L	90 (66)	4	1992-1996	DIN	14	SPC7104
Impreza	1.6i (Eng. EJ16)	90 (66)	4	1997-2000	DIN	14	SPC7114
Impreza	1.8 (Eng. EJ18)	103 (76)	4	1997-2000	SAE	10	SPC7112
Impreza	1.8 (Eng. EJ18/EJ18E)	103 (76)	4	1992-1998	DIN	14	SPC7106
Impreza	1.8 (Eng. EJ181)	110 (81)	4	1997-2002	SAE	10	SPC7112
Impreza 4WD	1.8 L	103 (76)	4	1992-2000	DIN	14	SPC7104
Impreza	2.0 (Eng. EJ20)	115 (85)	4	1998-2000	DIN	14	SPC7107
Impreza Turbo 4WD	2.0 (Eng. EJ20)	210 (154)	4	1996-2000	SAE	10	SPC7111
Impreza Turbo GT	2.0 (Eng. EJ20)	210 (154)	4	1994-2000	SAE	10	SPC7111
Impreza Turbo 4WD	2.0 (Eng. EJ205)	218 (160)	4	1997-2002	SAE	10	SPC7111
Impreza	2.0 (Eng. EJ20E)	115 (85)	4	1995-1998	DIN	14	SPC7107
Impreza	2.0 (Eng. EJ20T)	210 (154)	4	1993-2000	DIN	14	SPC7106
Impreza	2.0 16V	125 (92)	4	1998-2000	SAE	10	SPC7112
Impreza	2.0i (Eng. EJ20)	115 (85)	4	1997-2000	SAE	10	SPC7112
Impreza	2.0i (Eng. EJ201)	125 (92)	4	1997-2000	SAE	10	SPC7112

							
Impreza	2.2i (Eng. EJ22E, EJ22EZ)		4	1998-2000	SAE	10	SPC7112
Impreza	2.5i (Eng. EJ253)		4	1993-1998	SAE	10	SPC7112
Legacy 16V	1.8 (Eng. EJ18) BC2, 3, BF3		4	1989-1994	DIN	14	SPC7109
Legacy 16V	1.6 L (Eng. EJ16)	95 (70)	4	1989-1993	DIN	14	SPC7103
Legacy 16V	1.8 L (Eng. EJ18 SPI)	103 (76)	4	1989-1994	DIN	14	SPC7103
Legacy I 16V	2.0 (Eng. EJ20) 2WD, 4WD	115 (85)	4	1994-1996	DIN	14	SPC7106
Legacy I 16V	2.0 (Eng. EJ20) 2WD, 4WD	115 (85)	4	1996-1999	DIN	14	SPC7107
Legacy I 16V	2.0 (Eng. EJ20E) 2WD, 4WD	115 (85)	4	1991-1993	DIN	14	SPC7107
Legacy II 16V	2.2 (Eng. EJ22) 4WD	130 (96)	4	1994-1996	DIN	14	SPC7106
Legacy II 16V	2.2 (Eng. EJ22) 4WD	130 (96)	4	1996-1999	DIN	14	SPC7107
Legacy II 16V	2.2 (Eng. EJ22E) 4WD	136 (100)	4	1989-1994	DIN	14	SPC7107
Legacy II	2.5 i (Eng. EJ25D) 4WD	150 (110)	4	1996-1999	DIN	14	SPC7110
SUZUKI							
Alto (SS80G, SS80F)	0.8 (Eng. F8A)	40 (29)	3	1986-1994	DIN	14	SPC7309
Alto (SB308)	0.8 (Eng. F8B, F8B1)	40 (29)	3	1986-1994	DIN	14	SPC7309
Alto	0.8 L (Eng. F8B OHC)	40 (29)	4	1986-1992	DIN	14	SPC7302
Alto (EF)	1.0 (Eng. G10A)	55 (40)	4	1996-2002	DIN	14	SPC7310
Alto (SM410)	1.0 (Eng. G10B)	55 (40)	4	1994-1996	DIN	14	SPC7310
Alto SOHC	1.0 L (Eng. G10B)	53 (39)	4	1994-2002	DIN	14	SPC7506
Baleno (SY413/GA)	1.3 (Eng. G13B)	85 (63)	4	1995-1999	DIN	14	SPC7313
Baleno	1.3 i L (Eng. G13BA)	70 (51)	4	1995-1999	DIN	14	SPC7308
Baleno (GD31, SY416/GA)	1.6 (Eng. G16B)	98 (72)	4	1995-1999	DIN	14	SPC7313
Baleno	1.6 i L (Eng. G16B)	100 (74)	4	1995-1999	DIN	14	SPC7308
Samourai	1.0 L (Eng. F10A)		4	1982-1989	DIN	14	SPC8001
Samourai	1.3 L (Eng. G13 BA OHC)	69 (51)	4	1988-1992	DIN	14	SPC7306
Samurai (SJ)	1.3 (Eng. G13)	65 (48)	4	1988-1990	DIN	14	SPC7310
Samurai (SJ)	1.3 (Eng. G13)	70 (51)	4	1990-	DIN	14	SPC7311
Swift II	1.0 L (Eng. G10A)	53 (39)	3	1989-1996	DIN	14	SPC7307
Swift II GTI 16V	1.3 i L (Eng. G13BED) SF413	102 (75)	4	1989-1994	DIN	14	SPC7314
Swift II	1.3 L (Eng. G13B/G13BA)	70 (51)	4	1989-1992	DIN	14	SPC7310
Swift II	1.3 L (Eng. G13BA/G13BED)	70-100 (51-74)	4	1992-1996	DIN	14	SPC7310
Swift II	1.3 L (Eng. G13BA/G13BED)		4	1995-1999	DIN	14	SPC7310
Swift II 16V	1.6 (Eng. G16B)	95 (70)	4	1989-	DIN	14	SPC7313
Swift II 16V	1.6 i L (Eng. G16BA)	95 (70)	4	1992-1996	DIN	14	SPC7308
Vitara 8V (SE416)	1.6 (G16A)	80-95 (59-70)	4	1988-1995	DIN	14	SPC7311
Vitara (V02C/V02V)	1.6 (Eng. G16A)		4	1994-1999	DIN	14	SPC7312
Vitara (SE416)	1.6 (Eng. G16B)		4	1991-1999	DIN	14	SPC7312
Vitara 16V	1.6 i L (Eng. G16A/B)	80 (59)	4	1993-1999	DIN	14	SPC7308
Vitara 16V	1.6 i L (Eng. G16B)	95 (70)	4	1990-1994	DIN	14	SPC7308
Wagon R+	1.0	65 (48)	4	1998-2000	DIN	14	SPC7315
Wagon R+ 4WD	1.2	70 (51)	4	1997-2000	DIN	14	SPC7315
TOYOTA							
4-Runner	3.0 (Eng. 3VZ-E) VZN130 - Ø5	143 (105)	6	1989-1996	DIN		SPC7526
Avensis	1.6 i (Eng. 4A-FE) - Ø5	101-110 (74-81)	4	1997-2000	DIN		SPC7524
Avensis	1.6 i L (Eng. 4A-FE)	110 (81)	4	1997-2000	M4	14	SPC7508
Avensis	1.8 i (Eng. 7A-FE) - Ø5	110 (81)	4	1997-2000	DIN		SPC7524
Avensis	1.8 (Eng. 7A-FE)	110 (81)	4	1997-2000	M4	14	SPC7508
Avensis	2.0 (Eng. 3SFE) - Ø5	128 (94)	4	1997-2000	DIN		SPC7543
Camry	1.8 L - 2.0 L (Eng. 1-S)	90 (66)	4	1983-1989	DIN	14	SPC7505



TOYOTA							
Camry	2.2 (Eng. 5S-FE) - Ø5	136 (100)	4	1993-1996	DIN		SPC7547
Camry (SXV10)	2.2 (Eng. 5S-FE) - Ø5	136 (100)	4	1991-1993	DIN		SPC7522
Camry	2.2 (Eng. 5S-FE/5S-FNE) - Ø5	125-136 (92-100)	4	1996-2001	DIN		SPC7543
Camry	2.5 L (Eng. 2VZ FE/DOHC)	160 (118)	6	1990-1991	DIN		SPC7519
Camry	2.5 L (Eng. 2VZ FE/VZV 21)	160 (118)	6	1988-1991	DIN		SPC7519
Camry (VCV10)	3.0 i (Eng. 3VZ-FE) - Ø5	190 (140)	6	1991-1996	DIN		SPC7523
Carina	1.6 (Eng. 2T)		4	1978-1983	DIN	14	SPC7505
Carina E	1.6 (Eng. 4AFE)	106 (78)	4	1992-1997	DIN	14	SPC7541
Carina E (AT190)	1.6 i (Eng. 4A-FE) - Ø5	99-116 (73-85)	4	1992-1997	DIN		SPC7524
Carina E	1.6 i L (Eng. 4A-FE) - 1.8 i L		4	1993-1997	M4	14	SPC7508
Carina E	1.8 (Eng. 7AFE) - Ø5	107 (79)	4	1994-1996	DIN		SPC7549
Carina E	1.8 i (Eng. 4A-FE) - Ø5		4	1995-1997	DIN		SPC7524
Carina E	1.8 i L (Eng. 7A-FE)	107 (79)	4	1993-1997	M4	14	SPC7508
Carina E	2.0 (Eng. 3SFE) - Ø5	133 (98)	4	1992-1994	DIN		SPC7548
Carina E	2.0 (Eng. 3SFE) - Ø5	133 (98)	4	1992-1994	DIN		SPC7548
Carina E	2.0 (Eng. 3S-FE) - Ø5	133 (98)	4	1994-1997	DIN		SPC7522
Carina II	1.6 (Eng. 4A-FE)	98 (72)	4	1987-1992	DIN	14	SPC7513
Carina II (AT171)	1.6 (Eng. 4AFE)	98 (72)	4	1987-1992	DIN	14	SPC7541
Carina II (AT171)	1.6 (Eng. 4AF)	90 (66)	4	1987-1992	DIN	14	SPC7542
Celica Coupe	1.6 STI (Eng. 4A-FE)	105 (77)	4	1989-1994	DIN	14	SPC7521
Celica (AT200)	1.8 (Eng. 7AFE) - Ø5	115 (85)	4	1994-1999	DIN		SPC7549
Celica Coupe Turbo 4WD	2.0 (Eng. 3S-GTE) - Ø5	204-208 (150-153)	4	1989-1994	DIN		SPC7525
Celica	2.0 L (Eng. 3S GELC/DOHC)	150 (110)	4	1985-1990	DIN	14	SPC7512
Celica Turbo	2.0 L (Eng. 3S GTE/DOHC)	205 (151)	4	1989-1991	DIN	14	SPC7518
Celica Turbo	2.0 L (Eng. 3S GTE/DOHC) - Ø5	205 (151)	4	1991-1994	DIN		SPC7525
Celica Turbo	2.0 L (Eng. 3S GTE/DOHC) - Ø5	240 (176)	4	1994-1999	DIN		SPC7525
Corolla (E9)	1.3 (Eng. 2E, 2EE)		4	1987-1992	DIN	14	SPC7540
Corolla (E9)	1.3 i L (Eng. 2E-2E E)	75 (55)	4	1987-1992	DIN	14	SPC7537
Corolla (E9)	1.6 (Eng. 4AF)	90 (66)	4	1987-1990	DIN	14	SPC7542
Corolla (E9)	1.6 (Eng. 4AF)	105 (77)	4	1989-1993	DIN	14	SPC7542
Corolla (E9)	1.6 16V (Eng. 4A-GE)		4	1987-1993	DIN	14	SPC7514
Corolla (E9)	1.6 i L (Eng. 4A-FE DOHC EFi)		4	1988-1992	DIN	14	SPC7521
Corolla (E9)	1.6 i L (Eng. 4A-FE/DOHC)		4	1988-1989	DIN	14	SPC7521
Corolla (E9)	1.6 i L (Eng. 4AGE)	125 (92)	4	1987-1993	DIN	14	SPC7527
Corolla (E9)	1.6 L (Eng. 4A-GE)		4	1987-1993	DIN	14	SPC7511
Corolla (E9)	1.6 L (Eng. 4F-AE 92)		4	1987-1992	DIN	14	SPC7536
Corolla (E9)		90 (66)	4	1990-1992	DIN	14	SPC7534
Corolla (E10)	1.3 - 1.4 (Eng. 4EFE) - Ø5	75-88 (55-65)	4	1992-1997	DIN		SPC7545
Corolla (E10)	1.3 (Eng. 2E)	72 (53)	4	1992-1997	DIN	14	SPC7540
Corolla (E10)	1.3 (Eng. 2E) - Ø5	70 (51)	4	1992-1997	DIN		SPC7544
Corolla (E10)	1.6 i L (Eng. 4A-FE) - Ø5	115 (85)	4	1992-1997	DIN		SPC7524
Corolla (E10)	1.6 L (Eng. 7A-FE) - Ø5	115 (85)	4	1992-1997	DIN		SPC7524
Corolla (E10)	1.8 i (Eng. 7A-FE) - Ø5		4	1995-1997	DIN		SPC7524
Corolla (E11)	1.6 i L (Eng. 4A-FE) - Ø5	108 (79)	4	1997-2000	DIN		SPC7524
Hi-Lux	1.8 (Eng. 2Y)	83 (61)	4	1983-1993	DIN		SPC7538
Hi-Lux	2.2 (Eng. 4Y)	95 (70)	4	1988-	DIN		SPC7538
Hi-Lux	3.0 (Eng. 3VZ-E) VZN130 - Ø5	143 (105)	6	1989-	DIN		SPC7526
Land Cruiser	4.0 L (Eng. 3FE)	155 (114)	6	1987-1989	DIN	14	SPC7535









							
Land Cruiser 24V	4.5 (Eng. 1FZ-FE) - Ø5	205 (151)	6	1992-1998	DIN		SPC7531
MR2	1.6 L		4	1985-1990	DIN	14	SPC7822
MR2	1.6 L (Eng. 4GELC)	116 (85)	4	1984-1990	DIN	14	SPC7513
MR2	1.6 L (Eng. 4GEL)		4	1984-1990	DIN	14	SPC7513
MR2	2.0 L (Eng. 3SFE) - Ø5	120 (88)	4	1989-1992	DIN		SPC7529
MR2 RWD	2.0 L (Eng. 3SFE) - Ø5	156 (115)	4	1990-1992	DIN		SPC7528
MR2 Turbo	2.0 L (Eng. 3SGTE)	224 (165)	4	1990-1992	DIN	14	SPC7518
MR2 Turbo	2.0 L (Eng. 3SGTE) - Ø5	224 (165)	4	1992-1995	DIN		SPC7525
MR2	2.0 L (Eng. 4AGZE)		4	1988-1989	DIN	14	SPC7517
MR2	2.2 L (Eng. 5SFE) - Ø5	130 (96)	4	1989-1992	DIN		SPC7529
MR2	2.2 L (Eng. 5SFE) - Ø5	130 (96)	4	1989-1992	DIN		SPC7529
MR2	2.2 L (Eng. 5SFE) - Ø5	130 (96)	4	1992-1993	DIN		SPC7548
MR2	2.2 L (Eng. 5SFE) - Ø5	130 (96)	4	1993-1995	DIN		SPC7547
Paseo 16V	1.5 i (Eng. 5E-FE) - Ø5	90 (66)	4	1995-1999	DIN		SPC7545
Picnic (SXM10)	2.0 (Eng. 3SFE) - Ø5	128 (94)	4	1996-2001	DIN		SPC7547
Previa (TCR1_2_)	2.4 (Eng. 2TZFE) - Ø5	132 (97)	4	1990-2000	DIN		SPC7546
RAV 4 16V (SXA10)	2.0 (Eng. 3S-FE) - Ø5	120 (88)	4	1994-1997	DIN		SPC7522
RAV 4 16V (SXA10)	2.0 (Eng. 3S-FE) - Ø5	120-129 (88-95)	4	1997-2000	DIN		SPC7543
Starlet	1.0 (Eng. 1E, 1ELC) EP70-80	54 (40)	4	1984-1992	DIN	14	SPC7537
Starlet 12V	1.0 L (Eng. RE)		4	1986-1989	DIN	14	SPC7506
Starlet	1.3 (Eng. 2E) EP81	75 (55)	4	1989-1992	DIN	14	SPC7537
Starlet (EP81/82)	1.3 (Eng. 2E, 2EE) - Ø5	75 (55)	4	1989-1996	DIN		SPC7544
Starlet II	1.3 i L (Eng. 2E-ELU)	75 (55)	4	1989-1995	DIN	14	SPC7506
Starlet	1.3 L (Eng. 4K)	65 (48)	4	1982-1984	DIN	14	SPC7503
Starlet	1.0 (Eng. 1E, 1ELC) EP70-80 - Ø5	54 (40)	4	1992-1996	DIN		SPC7544
Starlet (EP91)	1.3 (Eng. 4E-FE) - Ø5	75 (55)	4	1996-1999	DIN		SPC7524
Supra	3.0 iT (Eng. 7MGE)	200-210 (147-154)	6	1986-1993	DIN	14	SPC7516
Supra Turbo	3.0 i L (Eng. 7MGTE)	235 (173)	6	1987-1993	DIN		SPC7520
Supra Turbo 24V	3.0 (Eng. 2JZ-GE) - Ø5	224 (165)	6	1993-1998	DIN		SPC7530
VOLKSWAGEN							
Bora	1.4 i L (Eng. AHW/AKQ/APE/AXP)	75 (55)	4	1998-2005	M4	14	SPC8028
Bora	1.6 i L (Eng. AKL/APF/AEH)	100 (74)	4	1998-2005	M4	14	SPC8013
Bora	1.6 i L (Eng. ATN/AUS/AZD)	105 (77)	4	2000-2005	M4	14	SPC8028
Bora	1.6 L (Eng. BFQ)	100 (74)	4	2002-2005	M4	18	SPC8036
Bora	1.8 L (Eng. AGN)	125 (92)	4	1998-2005	M4	18	SPC8039
Bora	1.8 L (Eng. AGN)	125 (92)	4	1998-2005	M4	14	SPC8037
Bora	2.0 i L (Eng. APK/AQY/AZH)	115 (85)	4	1998-2005	M4	14	SPC8013
Bora	2.3 L (Eng. AGZ)	150 (110)	4	1998-1999	M4	14	SPC8042
Bora	2.3 20V (Eng. AGZ)	150 (110)	5	1999-2005	M4	14	SPC8043
Bora	2.8 (Eng. AQP)	204 (150)	6	1999-2005	M4	14	SPC8044
Bus	1.9 (Eng. DF/DG/DH/GW/SP)	60-90 (44-66)	4	1984-1992	M4	14	SPC8032
Caddy II	1.4 L (Eng. AEX)	60 (44)	4	1995-	M4	14	SPC8023
Caddy II	1.4 L (Eng. AKV)	60 (44)	4	1997-1999	M4	14	SPC8023
Caddy II	1.4 L (Eng. AUA)	75 (55)	4	2000-	M4	14	SPC8028
Caddy II	1.6 (Eng. AEE)		4	1995-	M4	14	SPC8004
Caddy II	1.6 L (Eng. 1F)	75 (55)	4	1995-	M4	14	SPC8022
Caddy II	1.6 L (Eng. AEE)	75 (55)	4	1995-2001	M4	14	SPC8023
Corrado	1.8 (Eng. KR)	135 (99)	4	1988-1992	M4	14	SPC8010
Corrado	1.8 (Eng. PG)	160 (118)	4	1988-1993	M4	14	SPC8022



VOLKSWAGEN							
Corrado	2.0 i L (Eng. 9A)	135 (99)	4	1991-1995	M4	14	SPC8010
Corrado	2.0 L (Eng. 2E)	115 (85)	4	1993-1994	M4	14	SPC8023
Corrado	2.8 - 2.9 i L (Eng. AAA, ABV)	170-190 (125-140)	6	1992-1995	M4	14	SPC8016
Golf II	1.3 L		4	1983-1991	DIN	14	SPC7820
Golf II	1.3 L (Eng. MH/2G)	55 (40)	4	1984-1991	M4	14	SPC8022
Golf II	1.3 L (Eng. NZ)	55 (40)	4	1985-1991	M4	14	SPC8007
Golf II	1.3, 1.6, 1.8	55-75 (40-55)	4	1983-1984	DIN	14	SPC8031
Golf II	1.6 L (Eng. PZ,RE,RF,EZ,EZA,EW,HM)	75-85 (55-63)	4	1984-1991	M4	14	SPC8022
Golf II	1.8 i L (Eng. DX/EV/PB/PF/GZ/KT)	110 (81)	4	1984-1994	M4	14	SPC8022
Golf II	1.8 i L (Eng. KR/PL)	130-140 (96-103)	4	1985-1992	M4	14	SPC8010
Golf II	1.8 i L (Eng. PG)	160 (118)	4	1986-1991	M4	14	SPC8022
Golf II	1.8 L	90-112 (66-82)	4	1983-1984	DIN	14	SPC8031
Golf II	1.8 L (Eng. 1H)	160 (118)	4	1989-1991	M4	14	SPC8023
Golf II	1.8 L (Eng. 1P/EX/GU/GX/HV/RH/RP)	90 (66)	4	1985-1992	M4	14	SPC8022
Golf II	1.8 L (Eng. GU)	90 (66)	4	1984-1991	M4	14	SPC8022
Golf III	1.4 i L (Eng. ABD)	60 (44)	4	1992-1997	M4	14	SPC8023
Golf III	1.4 i L (Eng. AEX)	60 (44)	4	1995-1997	M4	14	SPC8023
Golf III	1.6 i L (Eng. ABU)	75 (55)	4	1992-1997	M4	14	SPC8022
Golf III	1.6 i L (Eng. AEE)	75 (55)	4	1995-1996	M4	14	SPC8023
Golf III	1.6 i L (Eng. AEK)	100 (74)	4	1994-1999	M4	14	SPC8033
Golf III	1.6 i L (Eng. AFT)	100 (74)	4	1995-1997	M4	14	SPC8003
Golf III	1.6 i L (Eng. AKS)	100 (74)	4	1994-1999	M4	14	SPC8013
Golf III	1.8 i L (Eng. ABA)		4	1992-1997	M4	14	SPC8003
Golf III	1.8 i L (Eng. ABS/ADZ GU)	90 (66)	4	1992-1997	M4	14	SPC8004
Golf III	1.8 i L (Eng. ADZ)	90 (66)	4	1994-1997	M4	14	SPC8022
Golf III	1.8 i L (Eng. AEK/ABA)	90 (66)	4	1992-1998	M4	14	SPC8003
Golf III	1.8 L (Eng. AAM/ABS)	75-90 (55-66)	4	1991-1999	M4	14	SPC8023
Golf III	2.0 i L (Eng. 2E)	115 (85)	4	1991-1994	M4	14	SPC8023
Golf III	2.0 i L (Eng. 2E/ADY)		4	1995-1997	M4	14	SPC8003
Golf III	2.0 i L (Eng. ABA)	115 (85)	4	1993-1997	M4	14	SPC8003
Golf III	2.0 i L (Eng. ABF)	150 (110)	4	1992-1997	M4	14	SPC8010
Golf III	2.0 i L (Eng. ADY/AGG)	115 (85)	4	1994-1997	M4	14	SPC8022
Golf III	2.8 i L (Eng. AAA DOHC)	163-170 (120-125)	6	1991-1997	M4	14	SPC8016
Golf III	2.9 i L (Eng. ABV DOHC)	190 (140)	6	1994-1997	M4	14	SPC8016
Golf IV	1.4 i L (Eng. AHW/AKQ)	75 (55)	4	1999-2005	M4	14	SPC8028
Golf IV	1.4 i L (Eng. AHW/APE/AKQ/AXP)	75 (55)	4	1997-2005	M4	14	SPC8028
Golf IV	1.6 i L (Eng. ADP)	73 (54)	4	1997-2005	M4	14	SPC8013
Golf IV	1.6 i L (Eng. AEH)	100 (74)	4	1997-1999	M4	14	SPC8013
Golf IV	1.6 i L (Eng. AKL/APF)	100 (74)	4	2000-2005	M4	14	SPC8013
Golf IV	1.6 i L (Eng. ATN/AUS/AZD/BCB)	105 (77)	4	2000-2005	M4	14	SPC8028
Golf IV	1.6 L (Eng. AYD, BFS)	100 (74)	4	2000-2005	M4	18	SPC8036
Golf IV	1.6 L (Eng. BFQ, BGU)	100 (74)	4	2002-2005	M4	18	SPC8036
Golf IV	1.8 L (Eng. AGN)	125 (92)	4	1997-2005	M4	18	SPC8039
Golf IV	1.8 L (Eng. AGN)	125 (92)	4	1997-2005	M4	14	SPC8037
Golf IV	2.0 i L (Eng. AGG)	115 (85)	4	1998-2005	M4	14	SPC8028
Golf IV	2.0 i L (Eng. AGG)	115 (85)	4	1998-2005	M4	14	SPC8022
Golf IV	2.0 i L (Eng. APK/AQYAZG/AZJ)	115 (85)	4	1998-2005	M4	14	SPC8013
Golf IV	2.3 L (Eng. AGZ)	150 (110)	4	1997-1998	M4	14	SPC8042









• VOLKSWAGEN

EUROPEAN CARS

							
Golf IV	2.3 20V (Eng. AGZ)	150 (110)	5	1999-2005	M4	14	SPC8043
Golf IV	2.8 (Eng. AQP)	204 (150)	6	1999-2005	M4	14	SPC8044
Golf V	1.4 i L (Eng. AHW)	75 (55)	4	2003-	M4	14	SPC8028
Golf V	1.6 i L (Eng. AEH/AKL)	100 (74)	4	2003-	M4	14	SPC8013
Golf V	2.0 i L (Eng. APK/AZH)	115 (85)	4	2003-	M4	14	SPC8013
Jetta	1.3 L (Eng. 2G/GT/HK/NZ)	55-58 (40-43)	4	1987-1991	M4	14	SPC8007
Jetta	1.6 L (Eng. EZ/HH/PN/RF)	70-75 (51-55)	4	1984-1991	M4	14	SPC8022
Jetta	1.8 i L (Eng. DX/EV/PB/PF)	112 (82)	4	1984-1991	M4	14	SPC8022
Jetta	1.8 i L (Eng. KR/PL)	135 (99)	4	1986-1991	M4	14	SPC8010
Jetta	1.8 i L (Eng. KR/PL)	140 (103)	4	1991-1992	M4	14	SPC8009
Jetta	1.8 L (Eng. 1P/GU/GX/RH)	90-105 (66-77)	4	1986-1991	M4	14	SPC8022
Jetta	1.8 L (Eng. DS/GU/RH/RP)	90 (66)	4	1984-1991	M4	14	SPC8022
Jetta	2.0 L (Eng. ABA)	115 (85)	4	1991-1992	M4	14	SPC8003
Lupo	1.0	50 (37)	4	1999-	M4	18	SPC8034
Lupo	1.0 i L (Eng. AER/ALL)	50 (37)	4	1998-	M4	14	SPC8023
Lupo	1.0 L (Eng. ALD)	50 (37)	4	1999-	M4	18	SPC8034
Lupo	1.0 L (Eng. ANV)	50 (37)	4	1999-	M4	14	SPC8038
Lupo	1.4 i L (Eng. AFK/ANM/AQQ/AUB)	100 (74)	4	1998-	M4	14	SPC8028
Lupo	1.4 i L (Eng. AHW/APE/AKQ/AUA)	75 (55)	4	1998-	M4	14	SPC8028
Lupo	1.4 L (Eng. AUC/AUD)	50-60 (37-44)	4	2000-	M4	18	SPC8034
Lupo	1.6 i L (Eng. ARC)	125 (92)	4	1999-2000	M4	14	SPC8028
Lupo	1.6 i L (Eng. AVY/AWY)	125 (92)	4	2000-	M4	14	SPC8028
New Beetle	1.6 (Eng. AWH)	100 (74)	4	1999-2000	M4	14	SPC8028
New Beetle	1.6 i L (Eng. ATN)		4	1999-	M4	18	SPC8011
New Beetle	1.6 i L (Eng. AWH)	100 (74)	4	1999-	M4	14	SPC8013
New Beetle	2.0 i L (Eng. AQY/APK/AEG/AZG)	115 (85)	4	1998-	M4	14	SPC8013
New Beetle	2.0 i L (Eng. AZJ/BDC/BGD)		4	2003-	M4	14	SPC8013
Passat (3A2,35I/3A5,35I)	1.6 (Eng. AEK/ADP)	100 (74)	4	1994-1996	M4	14	SPC8010
Passat (3A2,35I/3A5,35I)	1.8 i L (Eng. PL/KR)	136 (100)	4	1988-1992	M4	14	SPC8022
Passat (3A2,35I/3A5,35I)	1.8 L - 1.8 i L	90 (66)	4	1988-1990	M4	14	SPC8010
Passat (3A2,35I/3A5,35I)	1.8 L (Eng. AAM/ABS)	75-90 (55-66)	4	1991-1999	M4	14	SPC8022
Passat (3A2,35I/3A5,35I)	1.8 L (Eng. PG)	160 (118)	4	1988-1997	M4	14	SPC8023
Passat (3A2,35I/3A5,35I)	2.0 16V (Eng. ABF)	150 (110)	4	1994 1997	M4	14	SPC8023
Passat (3A2,35I/3A5,35I)	2.0 i L (Eng. ABF)	150 (110)	4	1988-1993	M4	14	SPC8016
Passat (3A2,35I 3A5,35I)	2.0 L (Eng. AEP/2E)	108-115 (79-85)	4	1990-1996	M4	14	SPC8016
Passat (3A2,35I/3A5,35I)	2.8 i L (Eng. AAA DOHC)	163-170 (120-125)	6	1991-1997	M4	14	SPC8033
Passat (3A2,35I/3A5,35I)	2.9 i L (Eng. ABV DOHC)	190 (140)	6	1994-1997	M4	14	SPC8045
Passat (3A2,35I/3A5,35I)	1.8 L - 1.8 i L (Eng. ABS/ADZ/RP)	90 (66)	4	1988-1996	M4	14	SPC8022
Passat (Typ 3B2 / 3B5)	1.6 i L (Eng. ADP/AHL/ANA/ARM)		4	1996-2000	M4	14	SPC8017
Passat (Typ 3B2 / 3B5)	1.6 i L (Eng. AEH)	100 (74)	4	1998-2000	M4	14	SPC8013
Passat (Typ 3B2 / 3B5)	1.6 L (Eng. ANA, ARM, AHL)	100 (74)	4	1996-2000	M4	18	SPC8036
Passat (Typ 3B2 / 3B5)	1.8 i L (Eng. ADR/ARG/APT)	125 (92)	4	1995-2000	M4	14	SPC8030
Passat (Typ 3B2 / 3B5)	2.0 L (Eng. ABA)	115 (85)	4	1995-1997	M4	14	SPC8003
Passat (Typ 3B2 / 3B5)	2.3 i (Eng. AGZ)	150 (110)	5	1997-2000	M4	18	SPC8040
Passat (Typ 3B2 / 3B5)	2.8 30V (Eng. ALG/ACK/AHA/ATQ)	195 (143)	6	1996-2000	M4	14	SPC8035
Passat (Typ 3B2 / 3B5)	2.8 i L (Eng. ACK/ALG/APR/AQD)	193 (142)	6	1997-2000	M4	18	SPC8012
Passat (Typ 3B3 / 3B6)	1.6 L (Eng. ALZ)	100 (74)	4	2000-2004	M4	18	SPC8036
Polo (Typ 86c, 80)	1.1 i L (Eng. HZ)	45 (33)	4	1991-1995	M4	14	SPC8020
Polo (Typ 86c, 80)	1.3 i L (Eng. 2G/AAV/ADX/MH/NZ)	55 (40)	4	1987-1995	M4	14	SPC8023











VOLKSWAGEN							
Polo (Typ 86c, 80)	1.3 i L (Eng. 3F)	75 (55)	4	1989-1994	M4	14	SPC8023
Polo (Typ 86c, 80)	1.3 i L (Eng. GFE/PY)	115 (85)	4	1987-1994	M4	14	SPC8020
Polo (Typ 6N1)	1.0 i L		4	1998-1999	M4	14	SPC8021
Polo (Typ 6N1)	1.0 L (Eng. AER/AEL)	50 (37)	4	1996-1999	M4	14	SPC8023
Polo (Typ 6N1)	1.0 L (Eng. AEV)	45 (33)	4	1994-1999	M4	14	SPC8023
Polo (Typ 6N1)	1.3 L (Eng. ADX)	55 (40)	4	1994-1995	M4	14	SPC8021
Polo (Typ 6N1)	1.4	60 (44)	4	1995-2001	M4	18	SPC8034
Polo (Typ 6N1)	1.4 i L (Eng. AEX/ANX/AKK/AKV/APQ)	60 (44)	4	1995-2001	M4	14	SPC8023
Polo (Typ 6N1)	1.4 i L (Eng. AEX/AQP)		4	1995-2001	M4	14	SPC8027
Polo (Typ 6N1)	1.4 i L (Eng. AJF/AFH/AFT)	120 (88)	4	1998-1999	M4	14	SPC8029
Polo (Typ 6N1)	1.4 i L (Eng. AKV)	60 (44)	4	1997-2001	M4	14	SPC8023
Polo (Typ 6N1)	1.4 i L (Eng. ANW/AUC/AUD)	60 (44)	4	1995-2001	M4	18	SPC8034
Polo (Typ 6N1)	1.4 L (Eng. ANV)	60 (44)	4	1995-2001	M4	14	SPC8038
Polo (Typ 6N1)	1.6 i L (Eng. AJV)	120 (88)	4	1998-1999	M4	14	SPC8028
Polo (Typ 6N1)	1.6 L (Eng. AEA/AEE//AHS/1F)	75-100 (55-74)	4	1995-1999	M4	14	SPC8023
Polo (Typ 6N1)	1.6 L (Eng. AEH/AKL/APF/AFT)	100 (74)	4	1996-2001	M4	14	SPC8003
Polo (Typ 6N1)	1.8 i L (Eng. ADZ)	90 (66)	4	1997-2001	M4	14	SPC8022
Polo (Typ 6N2)	1.0 i L (Eng. ALD)	50 (37)	4	1999-2001	M4	14	SPC8026
Polo (Typ 6N2)	1.0 L	50 (37)	4	1999-2001	M4	18	SPC8034
Polo (Typ 6N2)	1.0 L (Eng. ALD, AUC)	50 (37)	4	1999-2001	M4	14	SPC8038
Polo (Typ 6N2)	1.4 i L (Eng. ADP)		4	2000-2001	M4	14	SPC8013
Polo (Typ 6N2)	1.4 i L (Eng. AFK/AUB)	100 (74)	4	1999-2001	M4	14	SPC8028
Polo (Typ 6N2)	1.4 i L (Eng. AKK)	60 (44)	4	1999-2001	M4	14	SPC8026
Polo (Typ 6N2)	1.4 i L (Eng. AKP)	55 (40)	4	1999-2001	M4	14	SPC8026
Polo (Typ 6N2)	1.4 i L (Eng. AUA/APE/AHW)	75 (55)	4	1999-2001	M4	14	SPC8028
Polo (Typ 6N2)	1.4 L (Eng. AUD, AUC)	60 (44)	4	1999-2001	M4	14	SPC8038
Polo (Typ 6N2)	1.6 (Eng. ARC/AVY)	125 (92)	4	1999-2001	M4	14	SPC8029
Polo (Typ 6N2)	1.6 i L (Eng. ARC)	125 (92)	4	1999-2000	M4	14	SPC8028
Polo (Typ 6N2)	1.6 i L (Eng. AWY)	125 (92)	4	2000-2001	M4	14	SPC8028
Sharan	2.0 i L (Eng. ADY/ATM)	115 (85)	4	1996-2000	M4	14	SPC8003
Sharan	2.8 (Eng. AYL)	204 (150)	6	1999-2000	M4	14	SPC8044
Sharan	2.8 i L (Eng. AAA DOHC)	170 (125)	6	1995-2000	M4	14	SPC8016
Sharan	2.8 i L (Eng. AAA)	174 (128)	6	1997-2000	M4	18	SPC8012
Touran	1.6 L (Eng. BGU)	100 (74)	4	2003-	M4	18	SPC8036
Transporter T4	2.0 L (Eng. AAC)	85 (63)	4	1990-2003	M4	14	SPC8041
Transporter T4	2.0 L (Eng. AAC)	85 (63)	4	1990-2003	M4	14	SPC8023
Transporter T4	2.0 L (Eng. AAC)	87 (64)	4	1990-2003	M4	14	SPC8023
Transporter T4	2.5 L (Eng. AAF)	110 (81)	5	1990-1993	M4	14	SPC8014
Transporter T4	2.5 L (Eng. AAF)	110 (81)	5	1990-2003	M4	14	SPC8005
Transporter T4	2.5 L (Eng. ACU/AET/AEU)	110 (81)	5	1994-2003	M4	14	SPC8014
Transporter T4	2.8 L (Eng. AES)	140 (103)	6	1995-2003	M4	14	SPC8016
Vento	1.4 L (Eng. ABD)	60 (44)	4	1991-1998	M4	14	SPC8023
Vento	1.4 L (Eng. AEX)	60 (44)	4	1995-1998	M4	14	SPC8023
Vento	1.6 i L (Eng. ABA)		4	1992-1998	M4	14	SPC8003
Vento	1.6 i L (Eng. ABU)	75-90 (55-66)	4	1992-1998	M4	14	SPC8022
Vento	1.6 i L (Eng. AEA/AEE)	75 (55)	4	1992-1998	M4	14	SPC8021
Vento	1.6 L (Eng. AEE)	75 (55)	4	1991-1998	M4	14	SPC8023
Vento	1.6 L (Eng. AEK)	100 (74)	4	1994-1998	M4	14	SPC8033

							
Vento	1.6 L (Eng. AFT)	100 (74)	4	1994-1998	M4	14	SPC8003
Vento	1.8 i L (Eng. ABA)	90 (66)	4	1992-1998	M4	14	SPC8003
Vento	1.8 i L (Eng. ADZ/ABS/AAM)	75-90 (55-66)	4	1995-1998	M4	14	SPC8022
Vento	1.8 i L (Eng. HOV ABS 2/4)	90 (66)	4	1992-1998	M4	14	SPC8022
Vento	1.8 L (Eng. AAM/ABS)	75-90 (55-66)	4	1991-1999	M4	14	SPC8023
Vento	2.0 i L (Eng. 2E/ADY/AGG/AKR)	115 (85)	4	1992-1998	M4	14	SPC8004
Vento	2.0 i L (Eng. ABF)	150 (110)	4	1992-1998	M4	14	SPC8010
Vento	2.0 i L (Eng. ADY/AGG)	115 (85)	4	1994-1998	M4	14	SPC8022
Vento	2.0 i L (Eng. ADY/AGG)	115 (85)	4	1994-1998	M4	14	SPC8022
Vento	2.0 i L (Eng. HOV 2E 2)	115 (85)	4	1992-1998	M4	14	SPC8022
Vento	2.0 L (Eng. 2E)	115 (85)	4	1991-1994	M4	14	SPC8023
Vento	2.0 L (Eng. AEP)	108 (79)	4	1994-1998	M4	14	SPC8023
Vento	2.8 i L (Eng. AAA DOHC)	163-170 (120-125)	6	1991-1998	M4	14	SPC8016
Vento	2.8 i L (Eng. AAA)	174 (128)	6	1997-1998	M4	18	SPC8012
VOLVO							
340-360	2.0 L (Eng. B200 E)	115 (85)	4	1987-1988	DIN	14	SPC7814
340-360	2.0 L (Eng. B200 F)	110 (81)	4	1988-1989	DIN	14	SPC7814
440-460	1.6 (Eng. B16 F)			1988-1996	SAE	10	SPC7801
440-460	1.6 L (Eng. B16 F)		4	1992-1996	SAE	10	SPC7801
440-460	1.7 i L (Eng. B18 E/EP)	106 (78)	4	1988-1996	SAE	10	SPC7801
440-460	1.7 i L (Eng. B18 E/EP/F/FP)	106 (78)	4	1988-1996	SAE	10	SPC7801
440-460	1.7 i L (Eng. B18 E/EPK/KP/KPD)	90 (66)	4	1988-1996	SAE	10	SPC7802
440-460	1.7 i L (Eng. B18 FP)	102 (75)	4	1988-1996	SAE	10	SPC7801
440-460	1.7 i L (Eng. B18 FT/FTM)	120 (88)	4	1988-1996	SAE	10	SPC7801
440-460	1.7 i L (Eng. B18 FT/FTM)	120 (88)	4	1988-1996	SAE	10	SPC7801
440-460	1.7 i L (Eng. B18 K/KP/KPD)	90 (66)	4	1988-1996	SAE	10	SPC7802
440-460	1.7 L (Eng. B18 F)	95 (70)	4	1988-1989	SAE	10	SPC7801
440-460	1.7 L (Eng. B18 KD)		4	1988-1996	SAE	10	SPC7801
440-460	1.7 L (Eng. B18 KD)	110 (81)	4	1989-1992	SAE	10	SPC7801
440-460	1.7 L (Eng. F2N)	80 (59)	4	1988-1992	SAE	10	SPC7802
440-460	1.8 L (Eng. B18 U)	90 (66)	4	1990-1996	SAE	10	SPC7801
440-460	1.8 L (Eng. B18 U)	90 (66)	4	1990-1996	SAE	10	SPC7801
440-460	1.8 L (Eng. F3N)	90 (66)	4	1993-1996	SAE	10	SPC7801
440-460	1.8 L (Eng. F3N)	120 (88)	4	1993-1996	SAE	10	SPC7801
440-460	1.8 L (Eng. F3N)	90 (66)	4	1993-1996	SAE	10	SPC7801
440-460	2.0 i L (Eng. B20 F)	110 (81)	4	1992-1996	SAE	10	SPC7801
440-460	2.0 i L (Eng. B20 F)	110 (81)	4	1993-1996	SAE	10	SPC7801
440-460	2.0 L (Eng. J7R)	110 (81)	4	1993-1996	SAE	10	SPC7801
440-460	2.0 L (Eng. J7R)	110 (81)	4	1993-1996	SAE	10	SPC7801
480	1.7 i L (Eng. B18 E/EP/F/FP)	102 (75)	4	1986-1996	SAE	10	SPC7801
480	1.7 i L (Eng. B18 F/FT)	120 (88)	4	1988-1996	SAE	10	SPC7801
480	1.7 L (Eng. F2N)		4	1986-1990	SAE	10	SPC7802
480	1.7 L (Eng. F3N) - 1.8 L (Eng. F3P)		4	1990-1993	SAE	10	SPC7801
480	1.8 L (Eng. F3P)	120 (88)	4	1993-1996	SAE	10	SPC7801
480	2.0 i L (Eng. B20 F)	110 (81)	4	1993-1995	SAE	10	SPC7801
480	2.0 L (Eng. B204 E/FT/GT)		4	1984-1990	M4	18	SPC7813
740-760	2.0 i L (Eng. B 204E Eng)		4	1987-1991	DIN	14	SPC7820
740-760	2.0 i L (Eng. B200 E)	120 (88)	4	1984-1990	M4	18	SPC7813
740-760	2.0 i L (Eng. B200 K)	104 (76)	4	1984-1991	M4	18	SPC7813







VOLVO							
740-760	2.0 L (Eng. B19 ET/B200 ET)	150 (110)	4	1985-1991	M4	18	SPC7813
740-760	2.0 L (Eng. B19E/ET Eng)		4	1982-1991	DIN	14	SPC7820
740-760	2.0 L (Eng. B200 E)	118 (87)	4	1986-1987	M4	14	SPC7806
740-760	2.0 L (Eng. J7R)	110 (81)	4	1992-1993	SAE	10	SPC7801
740-760	2.3 i L (Eng. B230 FT)	176 (129)	4	1987-1990	M4	18	SPC7813
740-760	2.3 L (Eng. B230 A)	110 (81)	4	1985-1989	DIN	14	SPC7814
740-760	2.3 L (Eng. B230 E)	130 (96)	4	1987-1990	M4	18	SPC7813
740-760	2.3 L (Eng. B230 F)	113 (83)	4	1988-1991	M4	18	SPC7813
740-760	2.3 L (Eng. B230 FB)	136 (100)	4	1988-1990	M4	18	SPC7813
740-760	2.3 L (Eng. B230 FT)	165 (121)	4	1989-1990	M4	18	SPC7813
740-760	2.3 L (Eng. B234 F/B204)	159 (117)	4	1988-1992	M4	18	SPC7813
740-760	2.3 L (Eng. B234 F/G)	155 (114)	4	1989-1990	M4	18	SPC7813
850	2.0 L (Eng. B5202 S)	126 (93)	5	1993-1997	M4	18	SPC7817
850	2.0 L (Eng. B5204 S)	143 (105)	5	1993-1996	M4	18	SPC7818
850	2.3 L (Eng. B5234 FT)	250 (184)	5	1996-1997	M4	18	SPC7818
850	2.3 L (Eng. B5234 T3)	225 (165)	5	1993-1996	M4	18	SPC7818
850	2.5 L (Eng. B5252 S)	144 (106)	5	1993-1997	M4	18	SPC7817
850	2.5 L (Eng. B5254 S)	143-170 (105-125)	5	1993-1996	M4	18	SPC7818
850	2.5 L (Eng. B5254 T)	140-190 (103-140)	5	1992-1996	M4	18	SPC7818
940-960	2.0 i L (Eng. B200 E)	120 (88)	4	1991-1994	M4	18	SPC7813
940-960	2.0 i L (Eng. B200 F)	112 (82)	4	1991-1994	M4	18	SPC7816
940-960	2.0 i L (Eng. B200 FT)		4	1990-1998	M4	18	SPC7813
940-960	2.0 L (Eng. B200 F/FT/E)	115 (85)	4	1990-1998	M4	18	SPC7813
940-960	2.0 L (Eng. B204 E)		4	1990-1998	M4	18	SPC7812
940-960	2.0 L (Eng. B204 E)		4	1990-1998	M4	18	SPC7812
940-960	2.3 i L (Eng. B230 E/F/GT)	130-165 (96-121)	4	1990-1998	M4	18	SPC7813
940-960	2.3 L (Eng. B204 FT/DOHC)	190 (140)	4	1990-1998	M4	18	SPC7812
940-960	2.3 L (Eng. B230 E/F/G)	130 (96)	4	1991-1994	M4	18	SPC7816
940-960	2.3 L (Eng. B230 FD)	115 (85)	4	1992-1995	M4	18	SPC7813
940-960	2.3 L (Eng. B230 FK)	136 (100)	4	1994-1998	M4	18	SPC7813
940-960	2.3 L (Eng. B230 GT/B230 FT)	165-170 (121-125)	4	1991-1998	M4	18	SPC7816
940-960	2.3 L (Eng. B234 F/B235 G)	155 (114)	4	1990-1998	M4	18	SPC7812
940-960	2.3 L (Eng. B234 F/G)	155 (114)	4	1990-1998	M4	18	SPC7812
940-960	2.8 L (Eng. B280 E/F)	150-170 (110-125)	6	1990-1998	M4	18	SPC7811
940-960	2.8 L (Eng. B280 E/F)	150-170 (110-125)	6	1990-1998	M4	18	SPC7811
C70	2.0 L (Eng. B5204 T2)	180 (132)	5	1997-2002	M4	18	SPC7818
C70	2.0 L (Eng. B5204 T3)	225 (165)	5	1997-2002	M4	18	SPC7818
C70	2.3 L (Eng. B5254 T3)	240 (176)	5	1997-2002	M4	18	SPC7818
C70	2.5 L (Eng. B5254 T)	193 (142)	5	1997-2002	M4	18	SPC7818
S40	1.6 L (Eng. B 4164 S2)	110 (81)	4	1999-2003	M4	14	SPC7819
S40	1.6 L (Eng. B4164 S)	105 (77)	4	1995-1999	SAE	10	SPC7815
S40	1.6 L (Eng. B4164S2)	110 (81)	4	1999-2003	SAE	10	SPC7815
S40	1.8 L	122 (90)	4	1999-2003	M4	14	SPC7819
S40	1.8 L (Eng. B 4184 S10)	122 (90)	4	2000-2003	M4	14	SPC7819
S40	1.8 L (Eng. B 4184 S3)	122 (90)	4	1999-2003	M4	14	SPC7819
S40	1.8 L (Eng. B 4184 S9)	122 (90)	4	2000-2003	M4	14	SPC7819
S40	1.8 L (Eng. B4184S/M)	122 (90)	4	1999-2003	SAE	10	SPC7815
S40	1.8 L (Eng. B4204 S)	115 (85)	4	1996-1999	SAE	10	SPC7815





							
S40	1.9 L (Eng. B 4194 T2)	200 (147)	4	1999-2000	M4	14	SPC7819
S40	2.0 L	200 (147)		2000-2003	M4	14	SPC7819
S40	2.0 L (Eng. B 4204 S2)	136 (100)	4	1999-2003	M4	14	SPC7819
S40	2.0 L (Eng. B4204 S)	137 (101)	4	1996-2003	SAE	10	SPC7815
S40	2.0 L (Eng. B4204 T)	160 (118)	4	1997-2003	SAE	10	SPC7815
S40	2.0 L (Eng. B4204 T)	160 (118)	4	1997-2000	M4	14	SPC7819
S40	2.0 L (Eng. B4204 T2)	160 (118)	4	1999-2000	M4	14	SPC7819
S70	2.0 L (Eng. B5202 S)	126 (93)	5	1997-2000	M4	18	SPC7817
S70	2.0 L (Eng. B5204 T)	210 (154)	5	1997-2000	M4	18	SPC7818
S70	2.0 L (Eng. B5204 T2)	126 (93)	5	1997-2000	M4	18	SPC7818
S70	2.0 L (Eng. B5204 T3)	225 (165)	5	1997-2000	M4	18	SPC7818
S70	2.3 L (Eng. B5234 T3)	241 (177)	5	1997-2000	M4	18	SPC7818
S70	2.3 L (Eng. B5254 T4)	250 (184)	5	1997-2000	M4	18	SPC7818
S70	2.5 L (Eng. B5252 S)	170 (125)	5	1997-2000	M4	18	SPC7818
S70	2.5 L (Eng. B5254 T)	193 (142)	5	1997-2000	M4	18	SPC7818
V40	1.6 L (Eng. B4164 S)	105 (77)	4	1995-1999	SAE	10	SPC7815
V40	1.6 L (Eng. B4164 SM)	110 (81)	4	1998-2004	SAE	10	SPC7815
V40	1.8 L	122 (90)	4	1999-2004	M4	14	SPC7819
V40	1.8 L	115 (85)	4	1996-2004	SAE	10	SPC7815
V40	1.8 L (Eng. B 4184 S10)	122 (90)	4	2000-2004	M4	14	SPC7819
V40	1.8 L (Eng. B 4184 S3)	122 (90)	4	1999-2004	M4	14	SPC7819
V40	1.8 L (Eng. B 4184 S9)	122 (90)	4	2000-2004	M4	14	SPC7819
V40	1.9 L	200 (147)	4	1997-2004	SAE	10	SPC7815
V40	1.9 L (Eng. B 4194 T2)	200 (147)	4	1999-2000	M4	14	SPC7819
V40	2.0 L	200 (147)		2000-2004	M4	14	SPC7819
V40	2.0 L (Eng. B 4204 S2)	136 (100)	4	1999-2004	M4	14	SPC7819
V40	2.0 L (Eng. B4204 T)	160 (118)	4	1997-2004	SAE	10	SPC7815
V40	2.0 L (Eng. B4204 T)	160 (118)	4	1997-2000	M4	14	SPC7819
V40	2.0 L (Eng. B4204 T2)	160 (118)	4	1999-2000	M4	14	SPC7819
V40	2.0 L (Eng. B4204S)	140 (103)	4	1996-1999	SAE	10	SPC7815
V70	2.0 L (Eng. B5202 S)	126 (93)	5	1997-1999	M4	18	SPC7818
V70	2.0 L (Eng. B5204 T)	210 (154)	5	1997-2000	M4	18	SPC7818
V70	2.0 L (Eng. B5204 T2)	126 (93)	5	1997-2000	M4	18	SPC7818
V70	2.0 L (Eng. B5204 T3)	225 (165)	5	1997-2000	M4	18	SPC7818
V70	2.3 L (Eng. B5234 T3)	241 (177)	5	1997-2000	M4	18	SPC7818
V70	2.3 L (Eng. B5234 T4)	250 (184)	5	1997-2000	M4	18	SPC7818
V70	2.5 L (Eng. B5252 S)	170 (125)	5	1997-2000	M4	18	SPC7818
V70	2.5 L (Eng. B5254 T)	193 (142)	5	1997-2000	M4	18	SPC7818
ZAZ							
Tavria	1.3i L		4	1989-1998	M4	18	SPC1813

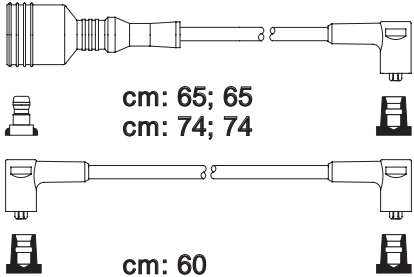
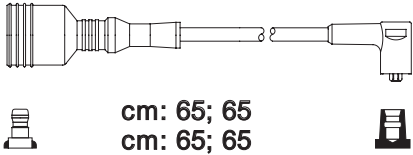
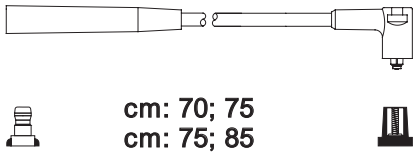
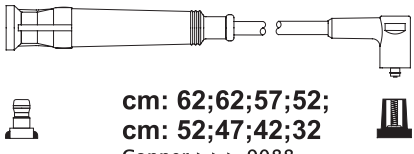
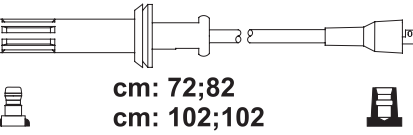
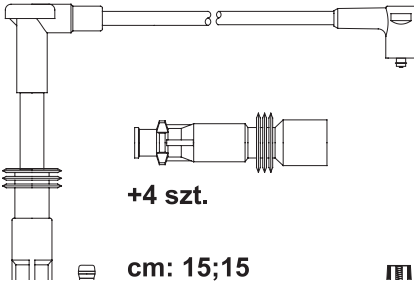
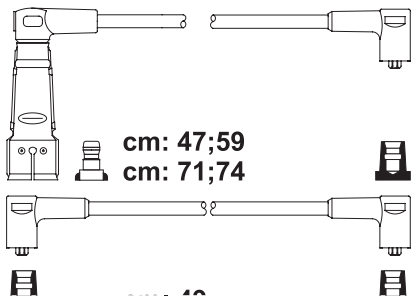
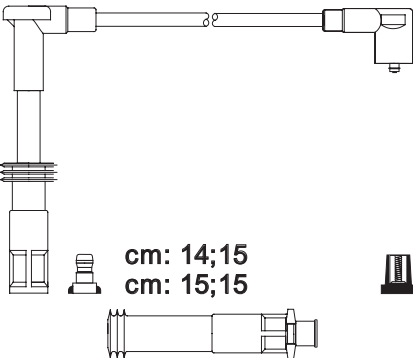
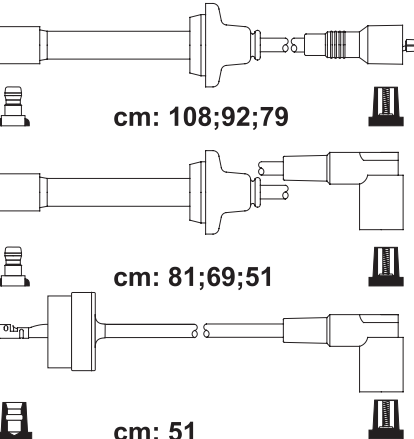
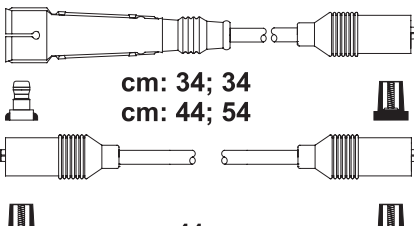
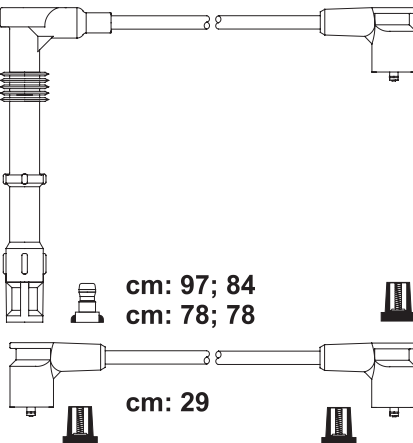
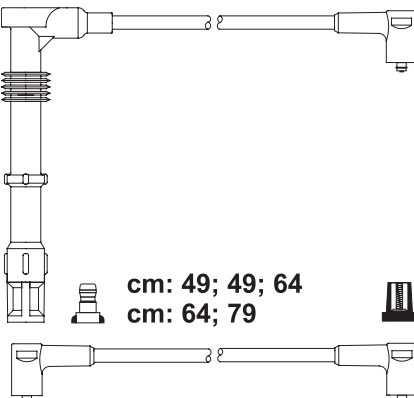


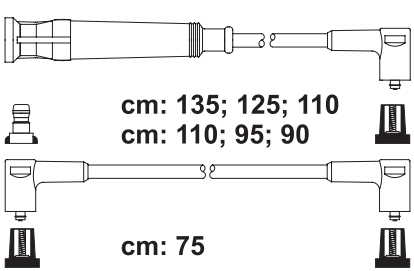
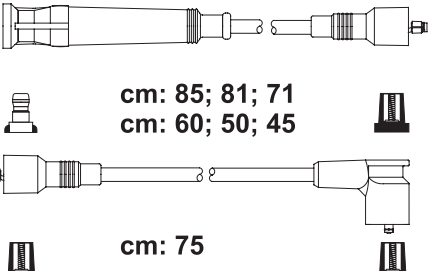
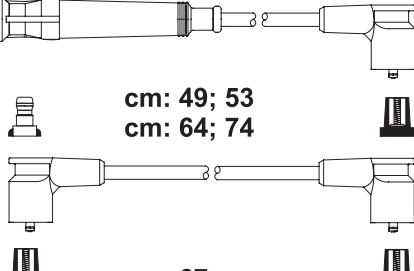
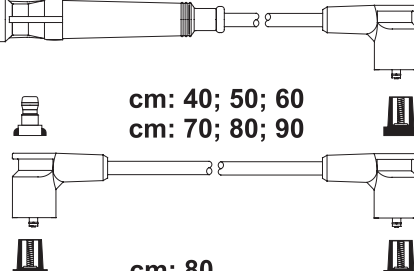
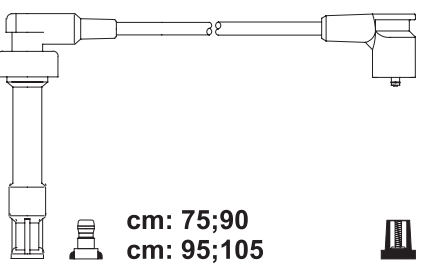
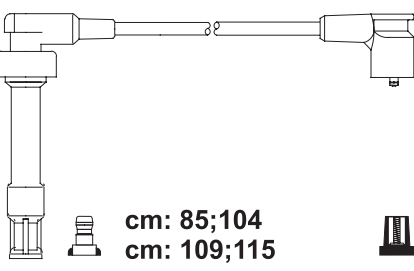
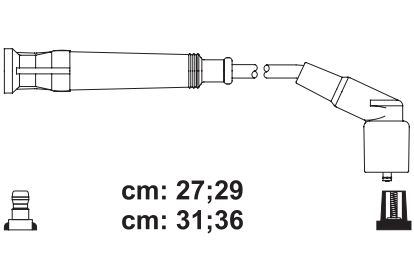
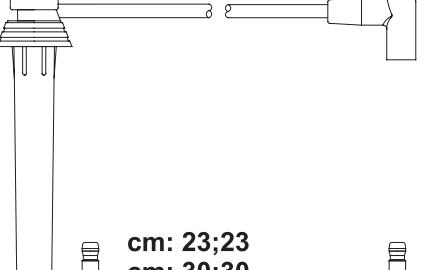
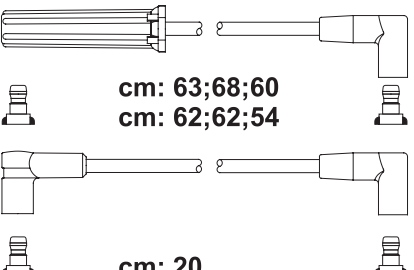
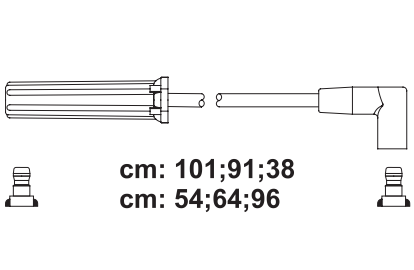
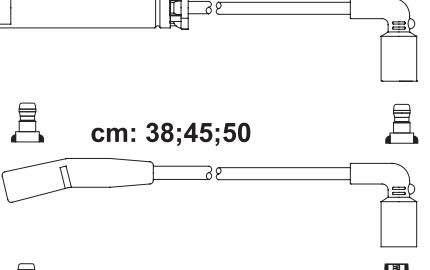
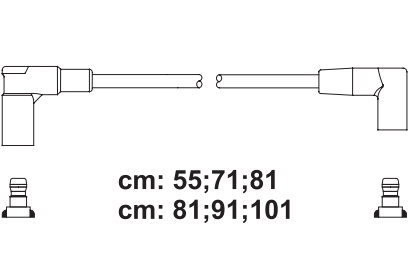
TOYOTA					
CALDINA	ET196V	1500	5EFE	1992-1998	SPC7551
CALDINA	ST191G 195G	2000	3SFE	1992-1996	SPC7553
CALDINA	ST190G	1800	4SFE	1992-1996	SPC7557
CALDINA	ST198V	2000	3SFE	1999-2002	SPC7561
CALDINA	ST210G 215G	2000	3SFE	1997-2004	SPC7561
CALDINA	ET196V	1500	5EFE	1998-2002	SPC7570
CAMRY GRACIA/MARK2 QUALIS	SXV20 25	2200	5SFE	1996-2001	SPC7561
CAMRY GRACIA/MARK2 QUALIS	MCV21W 25W	2500	2MZFE	1997-2001	SPC7571
CAMRY GRACIA/MARK2 QUALIS	MCV20W	3000	1MZFE	1997-1999	SPC7571
CAMRY/VISTA	SV40	1800	4SFE	1994-1996	SPC7552
CAMRY/VISTA	SV41 42 43	2000	3SFE	1994-1996	SPC7552
CAMRY/VISTA	SV41 42 43	2000	3SFE	1994-1996	SPC7553
CAMRY/VISTA	SV30	1800	4SFE	1992-1994	SPC7554
CAMRY/VISTA	SV32 33 35	2000	3SFE	1990-1994	SPC7554
CAMRY/VISTA	SV40	1800	4SFE	1996-1998	SPC7561
CAMRY/VISTA	SV41 42 43	2000	3SFE	1996-1998	SPC7561
CARINA ED/EXIV/CELICA	ST202 203	2000	3SFE	1993-1998	SPC7553
CARINA ED/EXIV/CELICA	ST182 183	2000	3SFE	1991-1993	SPC7557
CARINA ED/EXIV/CELICA	ST202 203	2000	3SFE	1993-1998	SPC7559
CARINA ED/EXIV/CELICA	ST200 201	1800	4SFE	1993-1995	SPC7559
CARINA ED/EXIV/CELICA	ST200 201	1800	4SFE	1995-1998	SPC7561
CARINA ED/EXIV/CELICA	ST202 203	2000	3SFE	1995-1998	SPC7561
CARINA/CORONA	ST195	2000	3SFE	1992-1996	SPC7553
CARINA/CORONA	ST190	1800	4SFE	1992-1996	SPC7557
CARINA/CORONA	AT192	1500	5AFE	1992-1996	SPC7574
CARINA/CORONA	AT190	1600	4AFE	1994-1996	SPC7574
CARINA/CORONA	AT191	1800	7AFE	1994-1996	SPC7574
CARINA/CORONA	AT170	1500	5AF	1988-1990	SPC7576
CARINA/CORONA	AT170	1500	5AFE	1990-1992	SPC7576
CARINA/CORONA	AT171	1600	4AFE	1988-1992	SPC7576
CARINA/CORONA	AT175	1600	4AFE	1988-1992	SPC7576
CARINA/CORONA	AT190	1600	4AFE	1992-1994	SPC7560
CARINA/CORONA PREMIO	AT212	1500	5AFE	1996-2001	SPC7574
CARINA/CORONA PREMIO	ST215	2000	3SFE	1996-2001	SPC7561
CARINA/CORONA	ST191 195	2000	3SFE	1992-1996	SPC7553
CARINA/CORONA PREMIO	ST210G 215G	2000	3SFE	1996-1997	SPC7561
COROLLA CERES/MARINO	AE100	1500	5AFE	1992-1998	SPC7574
COROLLA CERES/MARINO	AE101	1600	4AFE	1992-1998	SPC7574
COROLLA LEVIN/TRUENO	AE100	1500	5AFE	1991-2000	SPC7574
COROLLA LEVIN/TRUENO	AE101	1600	4AFE	1991-1995	SPC7574
COROLLA LEVIN/TRUENO	AE111	1600	4AFE	1995-2000	SPC7574
COROLLA LEVIN/TRUENO	AE110	1500	5AFE	1995-2000	SPC7574
COROLLA LEVIN/TRUENO	AE91	1500	5AF	1987-1991	SPC7576
COROLLA LEVIN/TRUENO	AE91	1500	5AFE	1989-1991	SPC7576
COROLLA SPACIO	AE111N	1600	4AFE	1997-2001	SPC7574
COROLLA SPACIO	AE115N	1800	7AFE	1997-2001	SPC7574
COROLLA/SPRINTER	EE103V 104G	1500	5EFE	1994-1998	SPC7551
COROLLA/SPRINTER	EE101	1300	4EFE	1991-1995	SPC7551
COROLLA/SPRINTER	EE102V	1300	4EFE	1994-1998	SPC7551

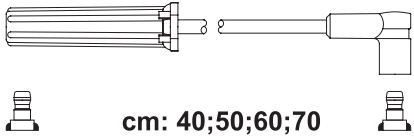
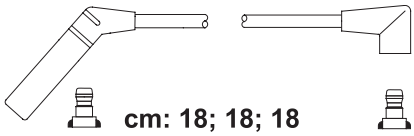
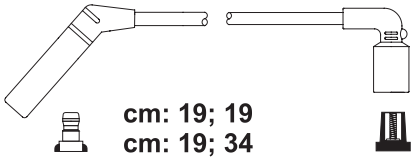
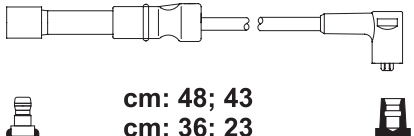
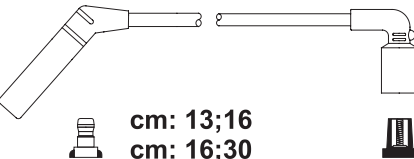
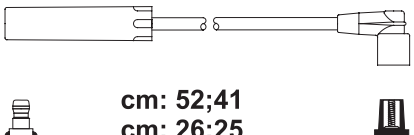
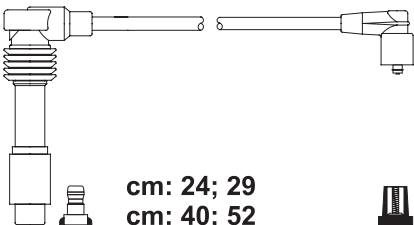
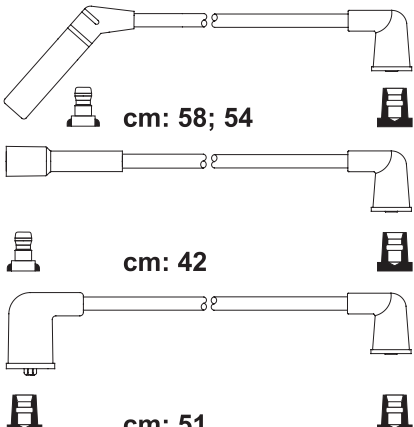
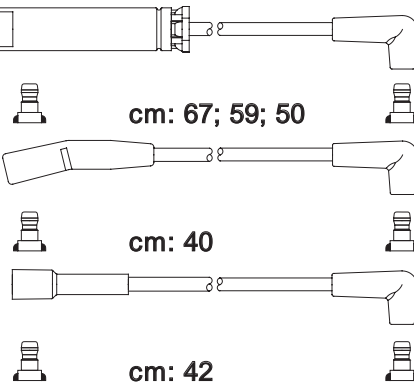
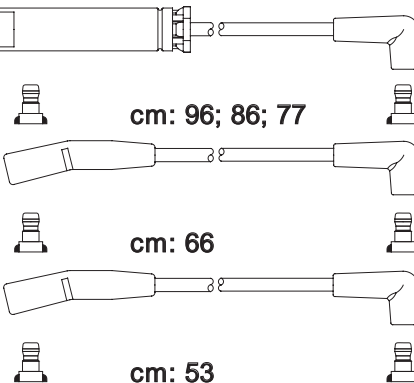
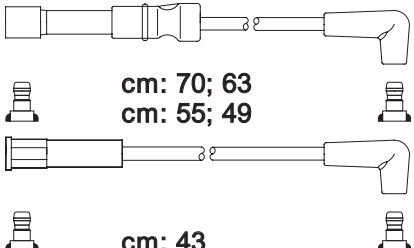
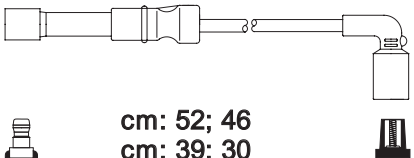
					
COROLLA/SPRINTER	EE111	1300	4EFE	1995-1998	SPC7551
COROLLA/SPRINTER	EE102V	1300	4EFE	1998-2002	SPC7570
COROLLA/SPRINTER	EE111	1300	4EFE	1998-2000	SPC7570
COROLLA/SPRINTER	EE103V 104G	1500	5EFE	1994-2002	SPC7570
COROLLA/SPRINTER	AE100	1500	5AFE	1991-1995	SPC7574
COROLLA/SPRINTER	AE110	1500	5AFE	1995-2000	SPC7574
COROLLA/SPRINTER	AE101	1600	4AFE	1991-1995	SPC7574
COROLLA/SPRINTER	AE104	1600	4AFE	1991-2000	SPC7574
COROLLA/SPRINTER	AE111 114	1600	4AFE	1995-2000	SPC7574
COROLLA/SPRINTER	AE109V	1600	4AFE	1996-2002	SPC7574
COROLLA/SPRINTER	AE101	1600	4AGE	1992-1995	SPC7574
COROLLA/SPRINTER	AE91	1500	5AF	1987-1991	SPC7576
COROLLA/SPRINTER	AE91	1500	5AFE	1989-1991	SPC7576
COROLLA/SPRINTER	AE95	1600	4AF	1987-1989	SPC7576
COROLLA/SPRINTER	AE95	1600	4AFE	1989-1991	SPC7576
COROLLA2/CORSA/TERCEL	EL41	1500	4EFE	1990-1994	SPC7550
COROLLA2/CORSA/TERCEL	EL43 45	1500	5EFE	1990-1994	SPC7550
COROLLA2/CORSA/TERCEL	EL41	1500	4EFE	1990-1994	SPC7551
COROLLA2/CORSA/TERCEL	EL43 45	1500	5EFE	1990-1994	SPC7551
COROLLA2/CORSA/TERCEL	EL51	1500	4EFE	1994-1999	SPC7551
COROLLA2/CORSA/TERCEL	EL53 55	1500	5EFE	1994-1998	SPC7551
COROLLA2/CORSA/TERCEL	EL51	1500	4EFE	1994-199	SPC7570
COROLLA2/CORSA/TERCEL	EL53 55	1500	5EFE	1994-1998	SPC7570
CURREN	ST206 207	2000	3SFE	1994-1996	SPC7553
CURREN	ST208	1800	4SFE	1995-1996	SPC7559
CURREN	ST206 207	2000	3SFE	1994-1996	SPC7559
CURREN	ST208	1800	4SFE	1996-1998	SPC7561
CURREN	ST206 207	2000	3SFE	1996-1998	SPC7561
CYNOS	EL44	1500	5EFE	1991-1992	SPC7550
CYNOS	EL52	1300	4EFE	1995-1999	SPC7551
CYNOS	EL44	1500	5EFE	1992-1995	SPC7551
CYNOS	EL54	1500	5EFHE	1995-1999	SPC7551
CYNOS	EL52	1300	4EFE	1995-1999	SPC7570
DYNA/TOYOACE	RZU100	2700	3RZFE	1995-2000	SPC7567
DYNA/TOYOACE	RZU100A	2700	3RZFE	1995-2000	SPC7567
DYNA/TOYOACE	RZU140	2700	3RZFE	1997-2000	SPC7567
GRANVIA	VCH10W 16W 22K 28K	3400	5VZFE	1997-2002	SPC7566
HARRIER	SXU15W	2200	5SFE	1997-2000	SPC7561
HILUX SURF	VZN185N	3400	5VZFE	1995-2002	SPC7566
HILUX SURF	VZN180W	3400	5VZFE	1998-2000	SPC7566
HILUX SURF	VZN210W 215W	3400	5VZFE	2002-2004	SPC7566
HILUX SURF	RZN185W	2700	3RZFE	1995-2001	SPC7567
HILUX SURF	RZN180W	2700	3RZFE	1998-2001	SPC7567
IPSUM/GAIA/NADIA	SXM10G 15G	2000	3SFE	1996-2001	SPC7561
LAND CRUISER PRADO	VZJ90W 95W	3400	5VZFE	1996-2002	SPC7566
LAND CRUISER PRADO	VZJ120W 121W 125W	3400	5VZFE	2002-2004	SPC7566
LAND CRUISER PRADO	RZJ90W 95W	2700	3RZFE	1997-2002	SPC7567
MARK 2/CHASER/CRESTA	JZX90	2500	1JZGE	1992-1996	SPC7562
MARK 2/CHASER/CRESTA	JZX93	2500	1JZGE	1993-1996	SPC7562
MARK 2/CHASER/CRESTA	JZX91	3000	2JZGE	1992-1996	SPC7562

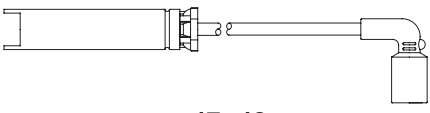
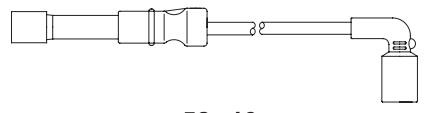
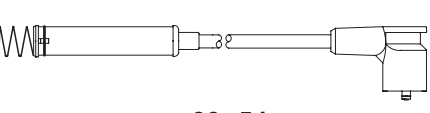
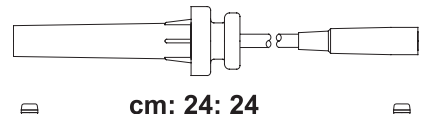
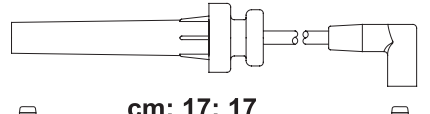
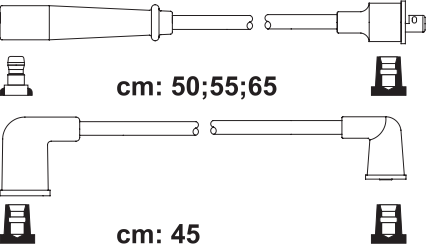
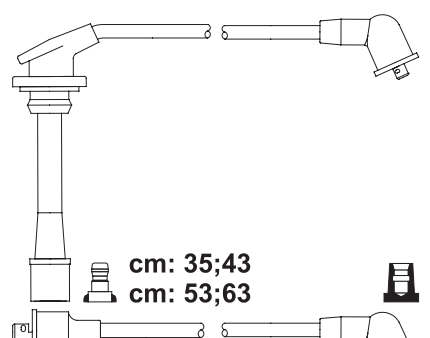
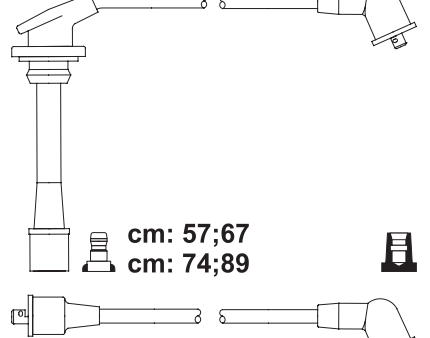
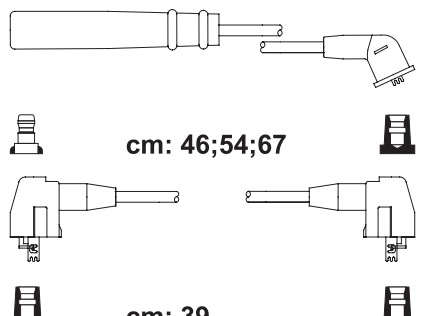
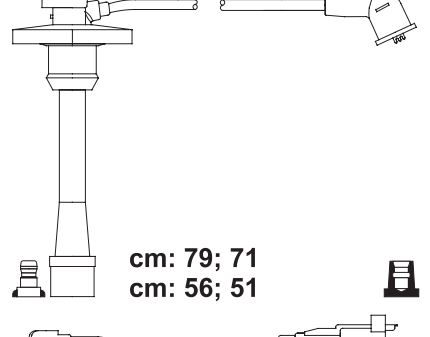
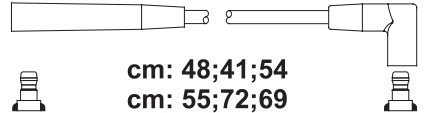
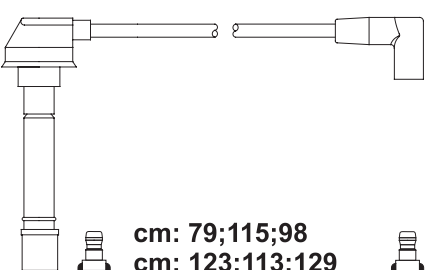
JAPANESE CARS

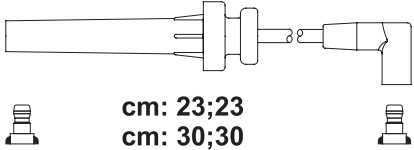
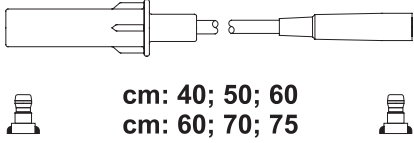
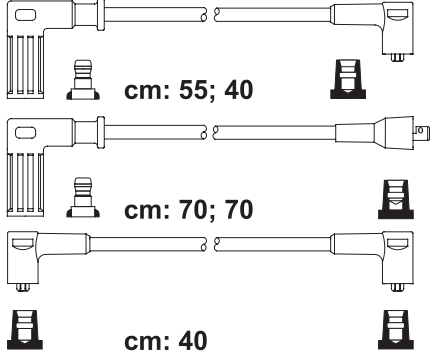
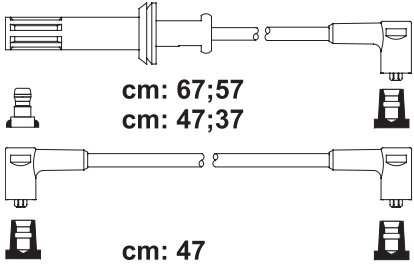
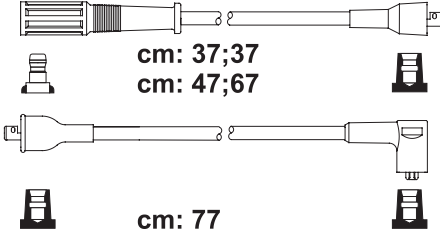
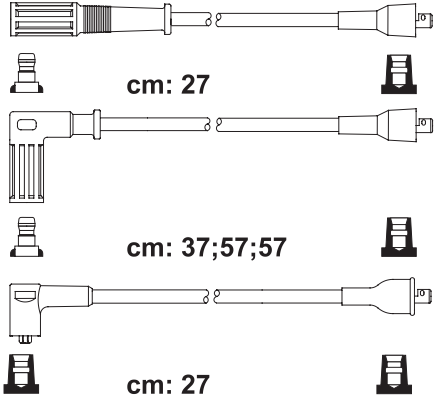
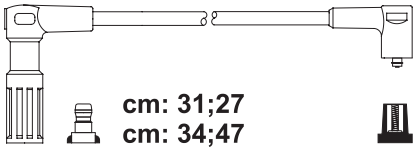
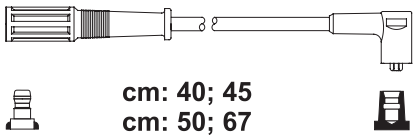
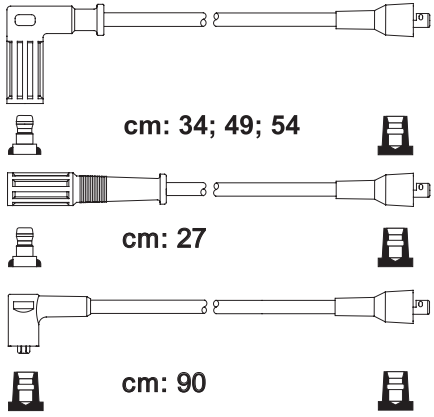
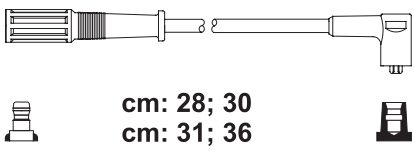
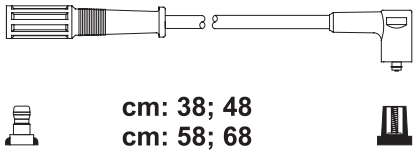
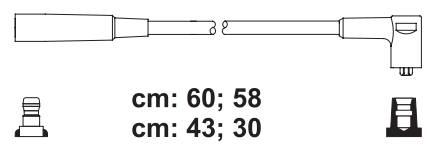
					
MARK 2/CHASER/CRESTA	GX90	2000	1GFE	1992-1996	SPC7564
MARK 2/CHASER/CRESTA	GX100	2000	1GFE	1996-1998	SPC7572
MARK 2/CHASER/CRESTA	GX81	2000	1GFE	1988-1992	SPC7577
RAUM	EXZ10 15	1500	5EFE	1997-2004	SPC7570
RAV4	SXA10G 11G	2000	3SFE	1994-1998	SPC7559
RAV4	SXA11G 11W	2000	3SFE	1995-2000	SPC7561
RAV4	SXA15G 16G	2000	3SFE	1997-2000	SPC7561
RAV4	SXA10C 10G 10W	2000	3SFE	1997-2000	SPC7561
SCEPTER	SXV10	2200	5SFE	1992-1996	SPC7553
SCEPTER	SXV15 15W	2200	5SFE	1992-1996	SPC7553
SPRINTER CARIB	AE111 114	1600	4AFE	1996-2002	SPC7574
SPRINTER CARIB	AE115G	1800	7AFE	1995-2002	SPC7574
SPRINTER CARIB	AE95	1600	4AFE	1989-1991	SPC7576
STARLET	EP82	1300	4EFE	1989-1996	SPC7550
STARLET	EP82 85	1300	4EF	1989-1992	SPC7550
STARLET	EP82 85	1300	4EFE	1992-1996	SPC7551
STARLET	EP91 95	1300	4EFE	1996-1997	SPC7551
STARLET	EP91 95	1300	4EFE	1996-1997	SPC7570
TOWNACE/LITE ACE NOAH	SR40G 50G	2000	3SFE	1996-2001	SPC7573
TOWNACE/LITE ACE NOAH	RCH41W	2700	3RZFE	1997-1999	SPC7567
VISTA ARDEO	SV55	2000	3SFE	1998-2003	SPC7561
VISTA ARDEO	ZZV50G	1800	1ZZFE	1998-2000	SPC7575
WINDOM	VCV11	2500	4VZFE	1993-1996	SPC7565
WINDOM	VCV10	3000	3VZFE	1991-1996	SPC7565
NISSAN					
AD	MVY10 WY10 VY10	1300	GA13DS	1990-1999	SPC5730
AD	VY10	1300	GA13DE	1997-1999	SPC5731
AD MAX	VFGY10 WFGY10	1500	GA15D	1992-1997	SPC5730
AD MAX	VFGY10 WFGY10	1500	GA15D	1997-1999	SPC5731
AD/SUNNY CALIFORNIA	WFNY10 WFY10 VFNY10 VFY10	1500	GA15D	1990-1995	SPC5730
AD/SUNNY CALIFORNIA	WFNY10 WFY10 VFNY10 VFY10	1500	GA15D	1995-1996	SPC5731
PRESEA	R10	1500	GA15DS	1990-1995	SPC5730
PRESEA	R11	1500	GA15DE	1995-2000	SPC5731
PULSAR	N14	1300	GA13DS	1990-1994	SPC5730
PULSAR	FN14 FNN14	1500	GA15DS	1990-1994	SPC5730
PULSAR	FN14 FNN14	1500	GA15DE	1995-2000	SPC5731
PULSAR	EN14	1600	GA16DE	1990-1994	SPC5731
PULSAR	EN15	1600	GA16DE	1995-2000	SPC5731
SUNNY	B13	1300	GA13DS	1990-1993	SPC5730
SUNNY	FB13 FNB13	1500	GA15DS	1990-1993	SPC5730
SUNNY	B14	1300	GA13DE	1994-1998	SPC5731
SUNNY	FB14 FNB14	1500	GA15DE	1994-1998	SPC5731
SUNNY	EB13 EB14	1600	GA16DE	1990-1998	SPC5731
SUNNY NX COUPE	FB13	1500	GA15DS	1990-1993	SPC5730
SUNNY NX COUPE	EB13	1500	GA16DE	1990-1993	SPC5731
MITSUBISHI					
PAJERO	V25C 25W 45W	3500	6G74	1993-1999	SPC5528
PAJERO	V43W	3000	6G72	1996-1997	SPC5529
PAJERO	V23C 23W 43W	3000	6G72	1990-1999	SPC5530

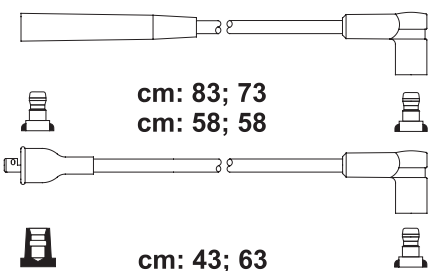
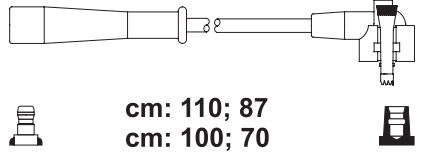
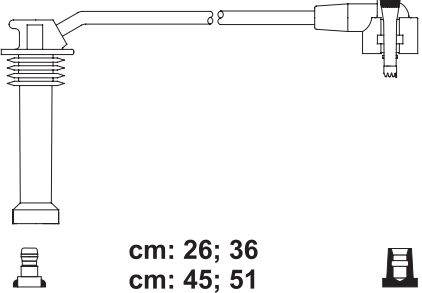
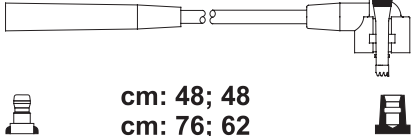
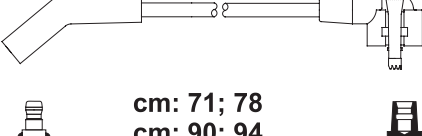
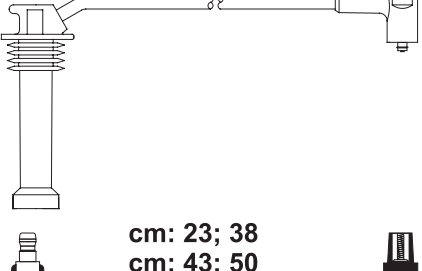
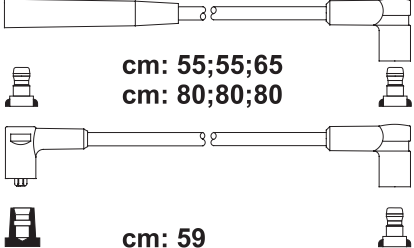
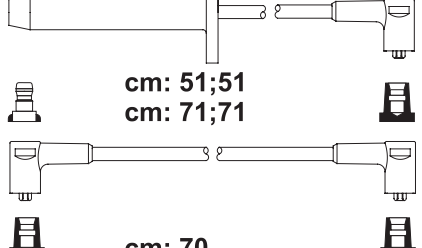
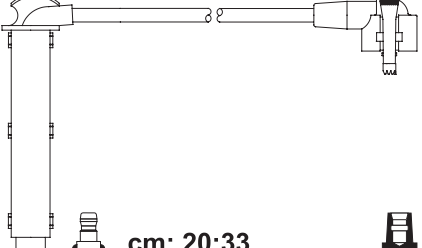
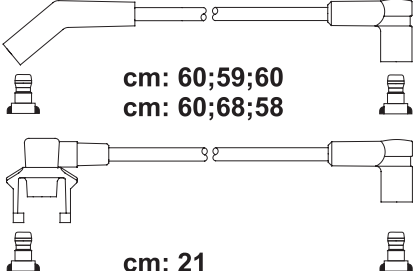
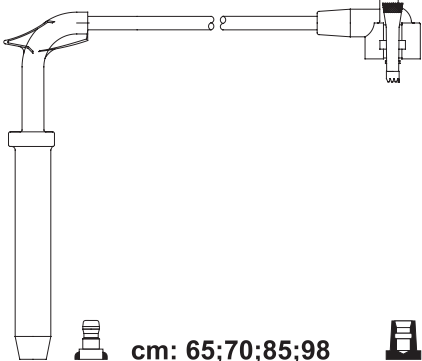
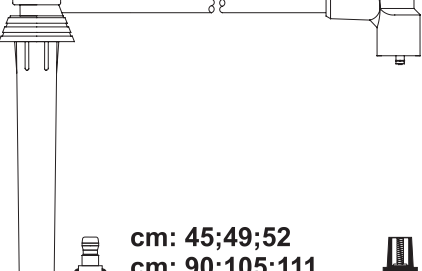
SPC1002	SPC1005	SPC1006
 <p>cm: 65; 65 cm: 74; 74</p> <p>cm: 60</p>	 <p>cm: 65; 65 cm: 65; 65</p>	 <p>cm: 70; 75 cm: 75; 85</p>
SPC1011	SPC1012	SPC1014
 <p>cm: 62;62;57;52; cm: 52;47;42;32 Copper >>> 9088</p>	 <p>cm: 72;82 cm: 102;102</p>	 <p>+4 szt.</p> <p>cm: 15;15</p>
SPC1017	SPC1019	SPC1021
 <p>cm: 47;59 cm: 71;74</p>	 <p>cm: 14;15 cm: 15;15</p>	 <p>cm: 108;92;79</p> <p>cm: 81;69;51</p> <p>cm: 51</p>
SPC1202	SPC1207	SPC1208
 <p>cm: 34; 34 cm: 44; 54</p>	 <p>cm: 97; 84 cm: 78; 78</p> <p>cm: 29</p>	 <p>cm: 49; 49; 64 cm: 64; 79</p>

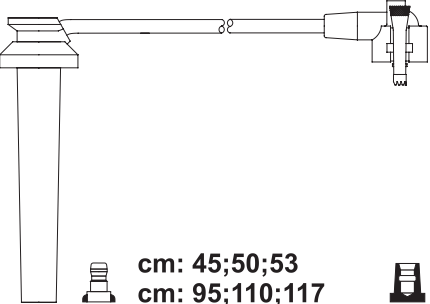
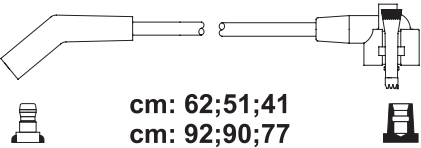
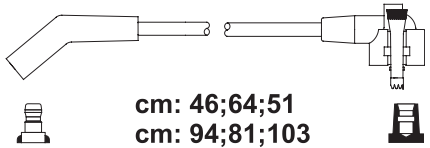
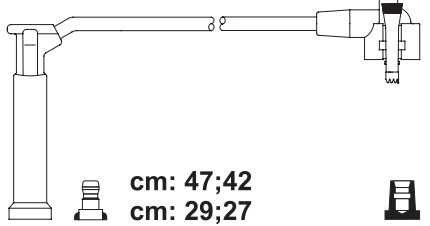
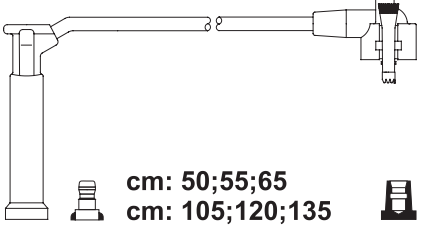
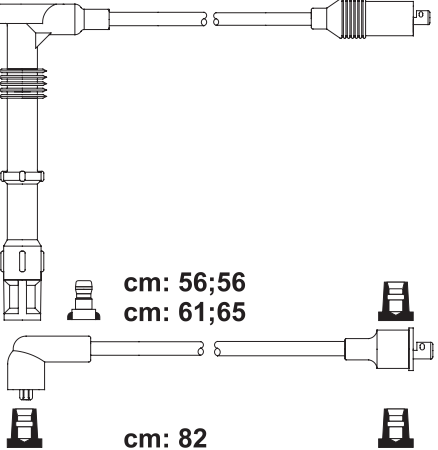
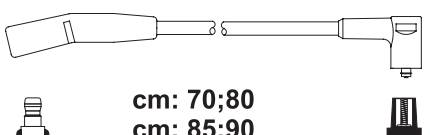
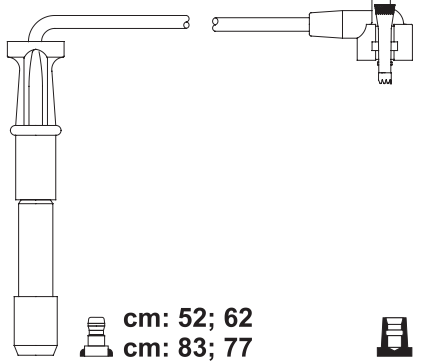
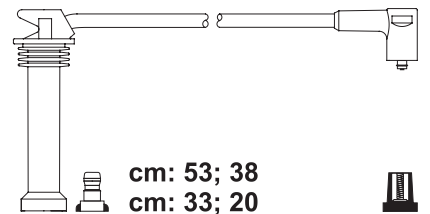
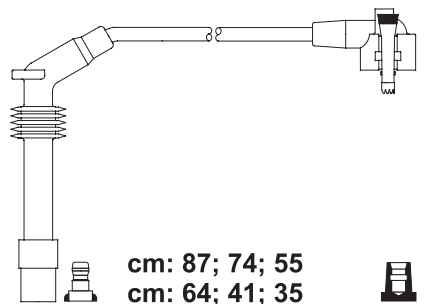
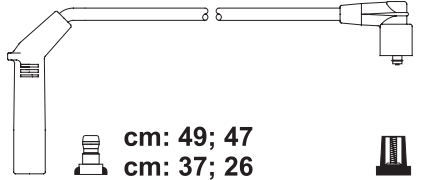
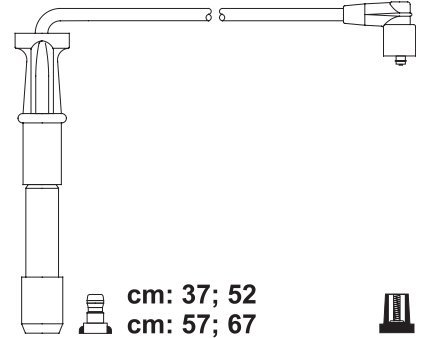
SPC1403	SPC1404	SPC1407
 <p>cm: 135; 125; 110 cm: 110; 95; 90</p> <p>cm: 75</p>	 <p>cm: 85; 81; 71 cm: 60; 50; 45</p> <p>cm: 75</p>	 <p>cm: 49; 53 cm: 64; 74</p> <p>cm: 67</p>
SPC1409	SPC1412	SPC1413
 <p>cm: 40; 50; 60 cm: 70; 80; 90</p> <p>cm: 80</p>	 <p>cm: 75;90 cm: 95;105</p>	 <p>cm: 85;104 cm: 109;115</p>
SPC1414	SPC1418	SPC1801
 <p>cm: 27;29 cm: 31;36</p>	 <p>cm: 23;23 cm: 30;30</p>	 <p>cm: 63;68;60 cm: 62;62;54</p> <p>cm: 20</p>
SPC1802	SPC1803	SPC1804
 <p>cm: 101;91;38 cm: 54;64;96</p>	 <p>cm: 38;45;50</p> <p>cm: 34</p>	 <p>cm: 55;71;81 cm: 81;91;101</p>

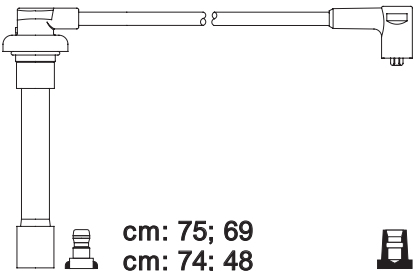
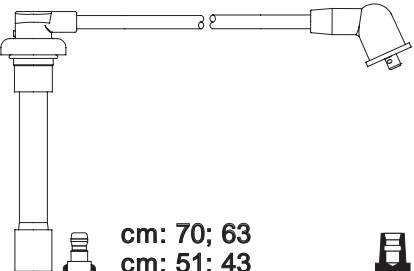
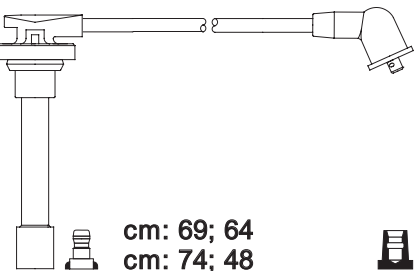
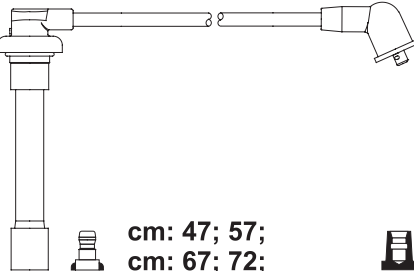


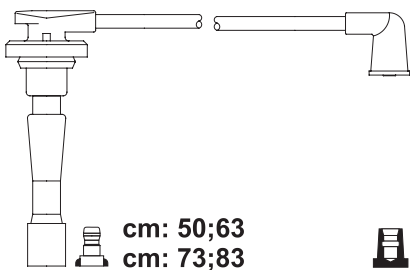
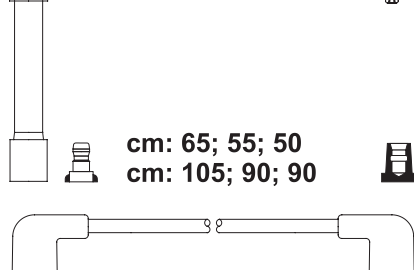
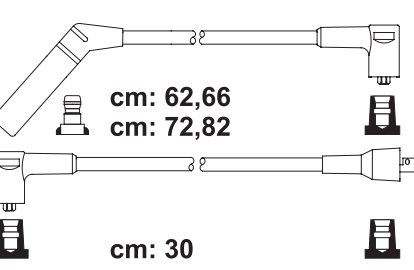
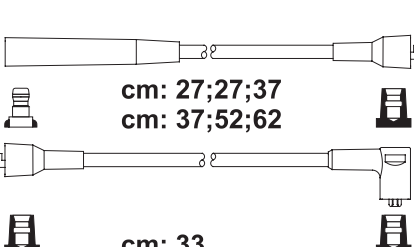
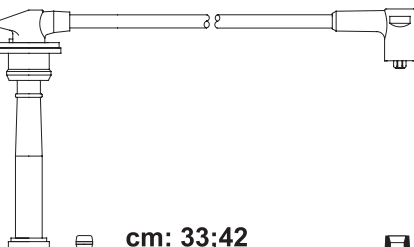
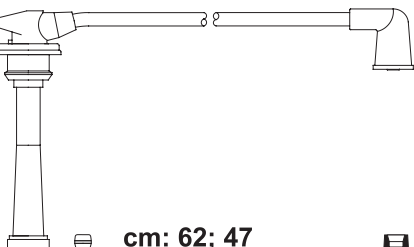
SPC1805	SPC1806	SPC1807
 <p>cm: 40;50;60;70</p>	 <p>cm: 18; 18; 18</p>	 <p>cm: 19; 19 cm: 19; 34</p>
SPC1808	SPC1812	SPC1813
 <p>cm: 48; 43 cm: 36; 23</p>	 <p>cm: 13;16 cm: 16;30</p>	 <p>cm: 52;41 cm: 26;25</p>
SPC1814	SPC1815	SPC1816
 <p>cm: 24; 29 cm: 40; 52</p>	 <p>cm: 58; 54 cm: 42 cm: 51</p>	 <p>cm: 67; 59; 50 cm: 40 cm: 42</p>
SPC1817	SPC1818	SPC1819
 <p>cm: 96; 86; 77 cm: 66 cm: 53</p>	 <p>cm: 70; 63 cm: 55; 49 cm: 43</p>	 <p>cm: 52; 46 cm: 39; 30</p>

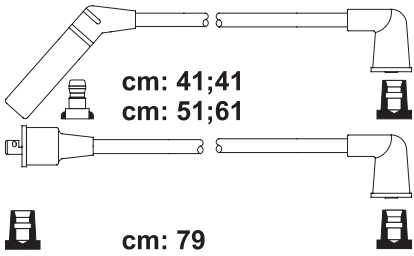
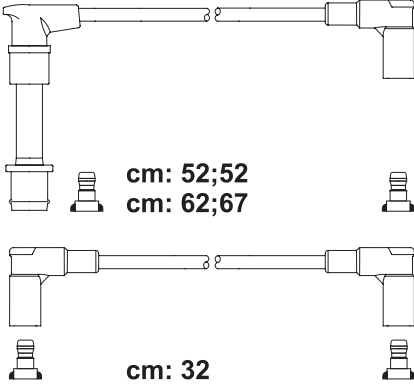
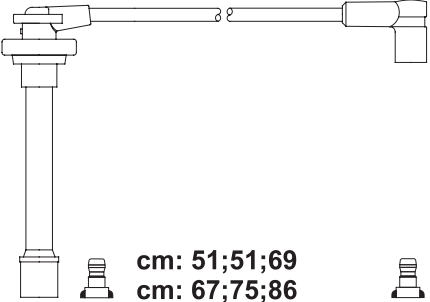
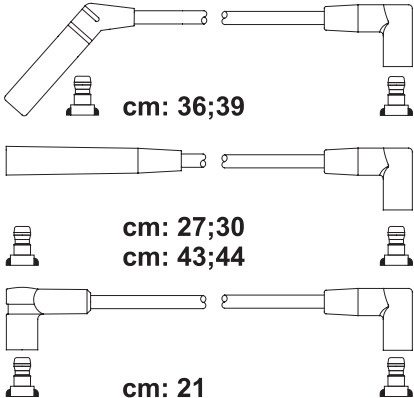
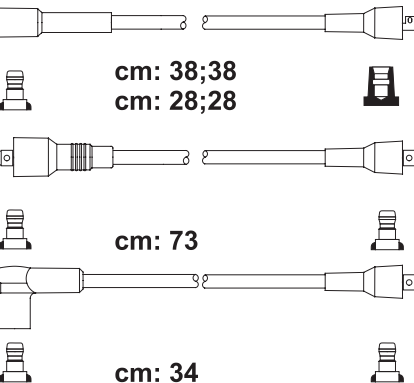
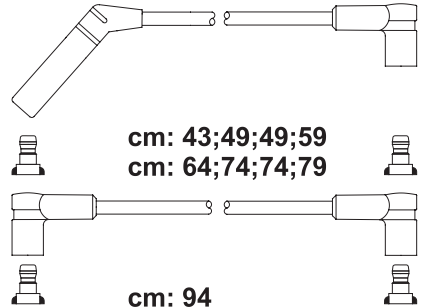
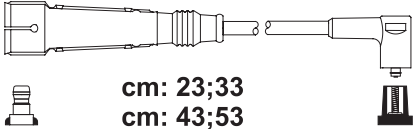
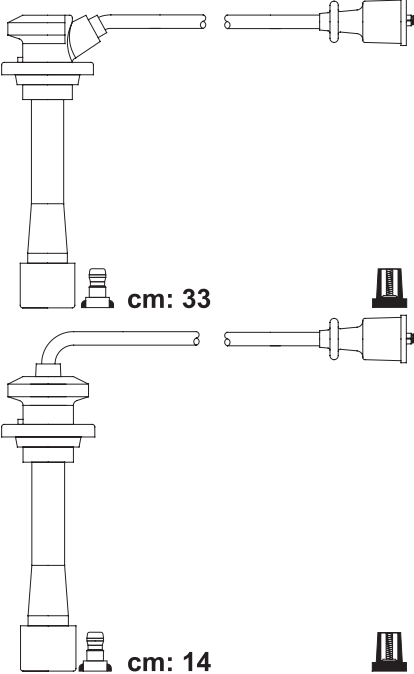
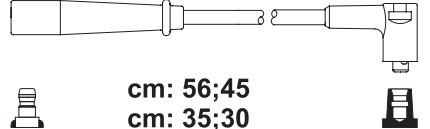
SPC1820	SPC1821	SPC1822
 <p>cm: 47; 42 cm: 34; 33</p>	 <p>cm: 58; 46 cm: 35; 29</p>	 <p>cm: 39; 54 cm: 37; 37</p>
SPC2010	SPC2012	SPC2405
 <p>cm: 24; 24 cm: 24; 24</p>	 <p>cm: 17; 17 cm: 20; 20</p>	 <p>cm: 50; 55; 65 cm: 45</p>
SPC2406	SPC2409	SPC2410
 <p>cm: 35; 43 cm: 53; 63 cm: 40</p>	 <p>cm: 57; 67 cm: 74; 89 cm: 61</p>	 <p>cm: 46; 54; 67 cm: 39 5mm set</p>
SPC2413	SPC2602	SPC2603
 <p>cm: 79; 71 cm: 56; 51 cm: 68</p>	 <p>cm: 48; 41; 54 cm: 55; 72; 69</p>	 <p>cm: 79; 115; 98 cm: 123; 113; 129</p>

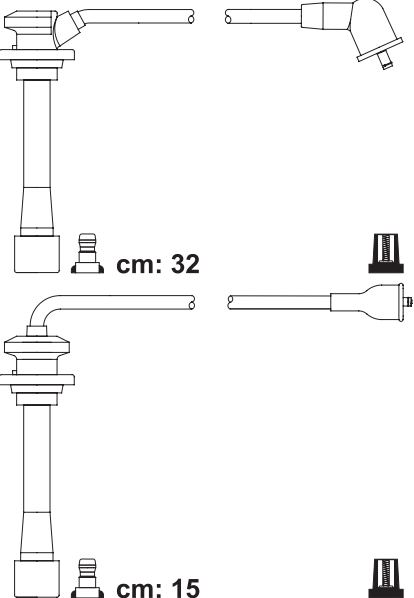
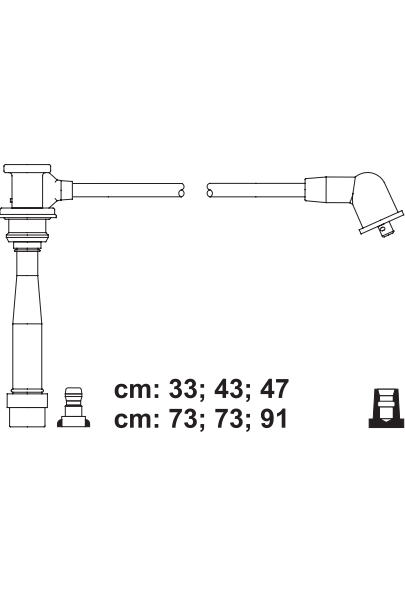
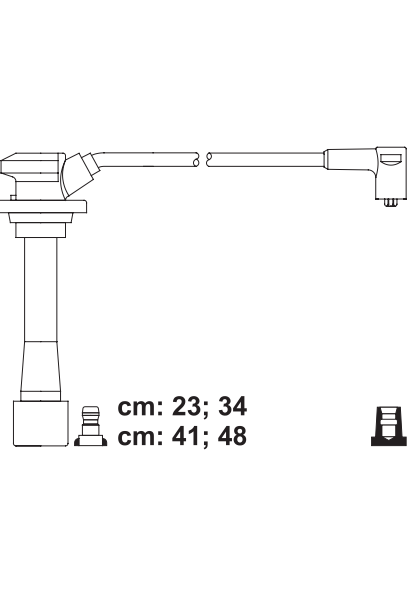
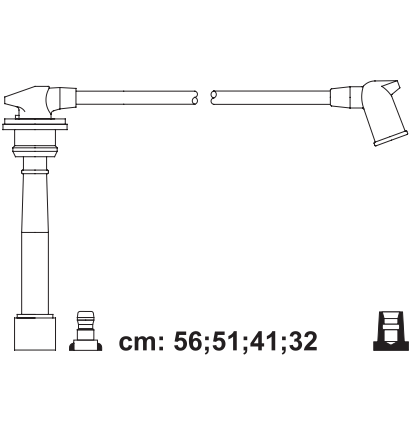
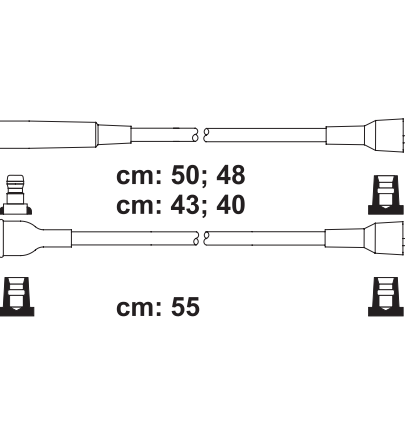
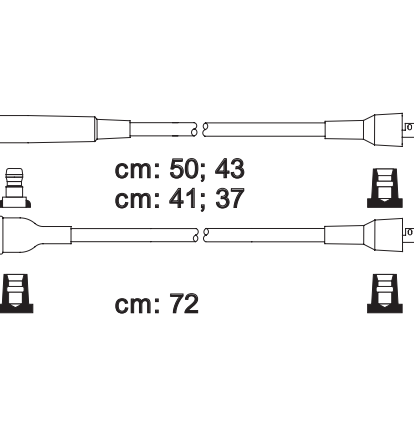
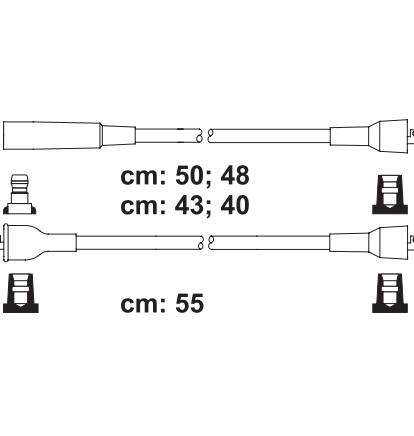
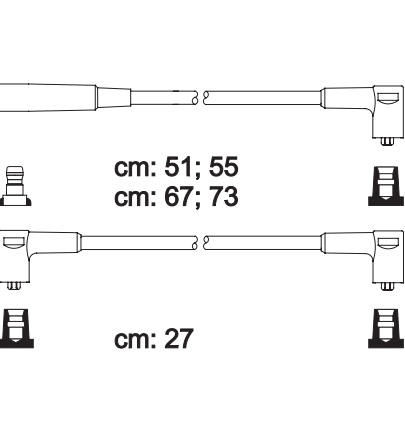
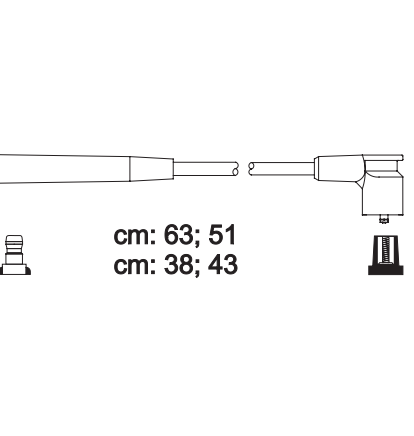
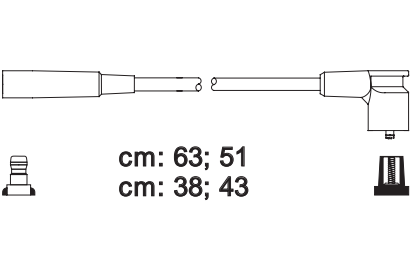
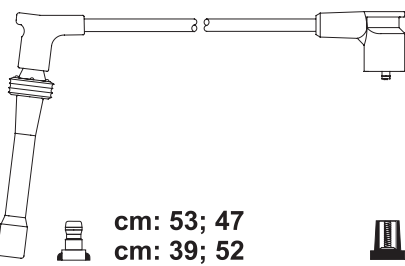
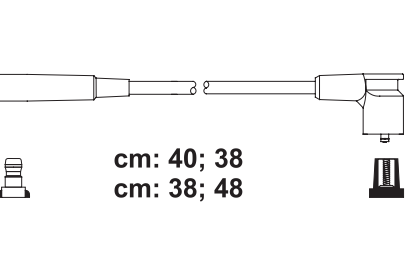
SPC2604	SPC2607	SPC2806
 <p>cm: 23;23 cm: 30;30</p>	 <p>cm: 40; 50; 60 cm: 60; 70; 75</p>	 <p>cm: 55; 40 cm: 70; 70 cm: 40</p>
SPC2839	SPC2844	SPC2845
 <p>cm: 67;57 cm: 47;37 cm: 47</p>	 <p>cm: 37;37 cm: 47;67 cm: 77</p>	 <p>cm: 27 cm: 37;57;57 cm: 27</p>
SPC2848	SPC2852	SPC2864
 <p>cm: 31;27 cm: 34;47</p>	 <p>cm: 40; 45 cm: 50; 67</p>	 <p>cm: 34; 49; 54 cm: 27 cm: 90</p>
SPC2867	SPC2868	SPC2871
 <p>cm: 28; 30 cm: 31; 36</p>	 <p>cm: 38; 48 cm: 58; 68</p>	 <p>cm: 60; 58 cm: 43; 30</p>

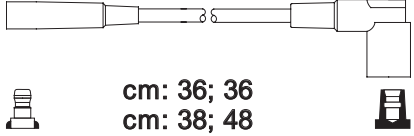
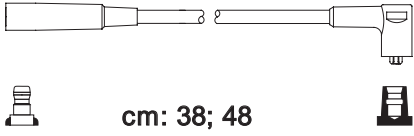
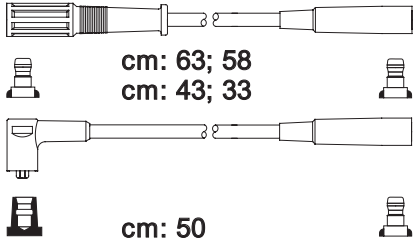
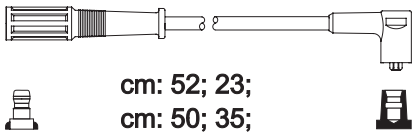
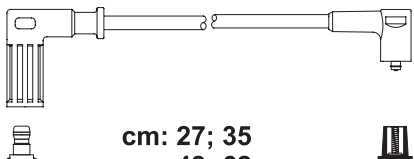
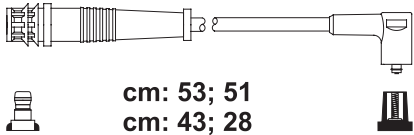
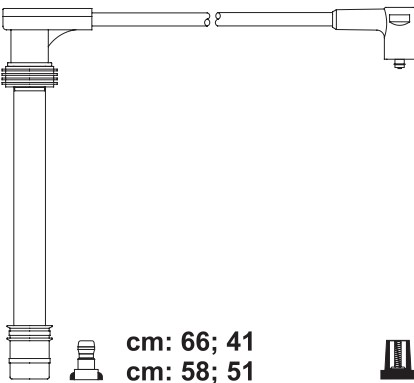
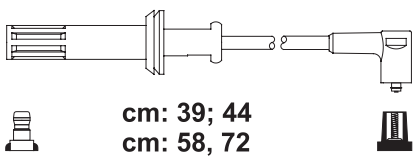
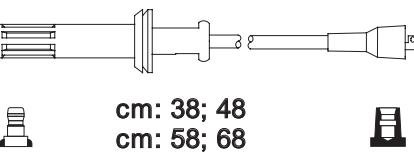
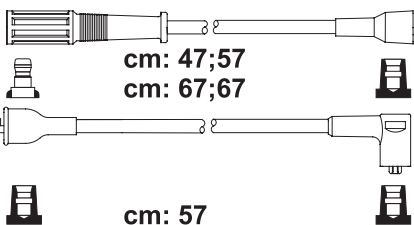
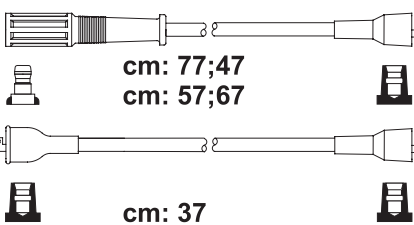
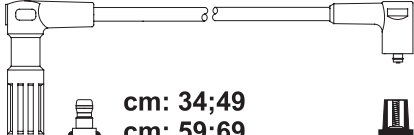
SPC3004	SPC3005	SPC3006
 <p>cm: 83; 73 cm: 58; 58</p> <p>cm: 43; 63</p>	 <p>cm: 110; 87 cm: 100; 70</p>	 <p>cm: 26; 36 cm: 45; 51</p>
SPC3008	SPC3010	SPC3011
 <p>cm: 48; 48 cm: 76; 62</p>	 <p>cm: 71; 78 cm: 90; 94</p>	 <p>cm: 23; 38 cm: 43; 50</p>
SPC3013	SPC3016	SPC3021
 <p>cm: 55; 55; 65 cm: 80; 80; 80</p> <p>cm: 59</p>	 <p>cm: 51; 51 cm: 71; 71</p> <p>cm: 70</p>	 <p>cm: 20; 33</p>
SPC3022	SPC3023	SPC3024
 <p>cm: 60; 59; 60 cm: 60; 68; 58</p> <p>cm: 21</p>	 <p>cm: 65; 70; 85; 98</p>	 <p>cm: 45; 49; 52 cm: 90; 105; 111</p>

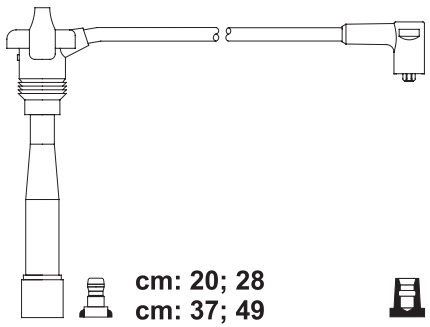
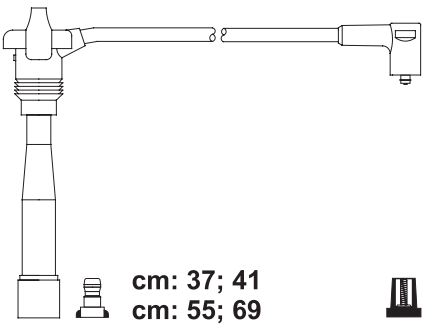
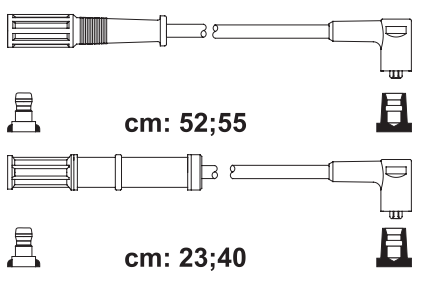


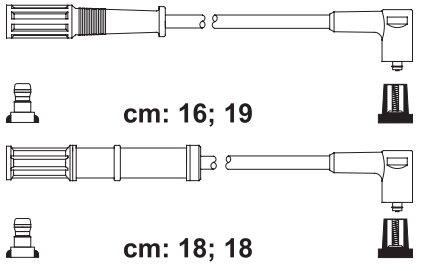
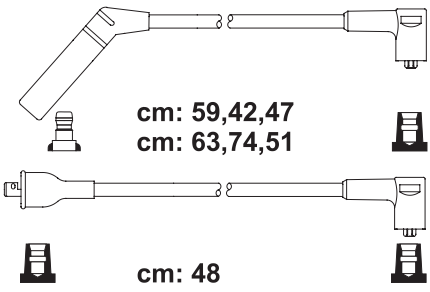
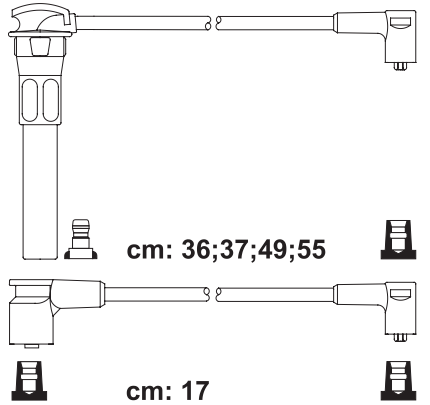
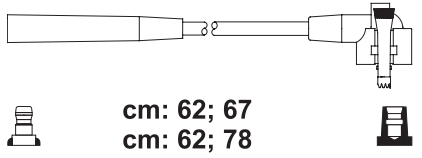
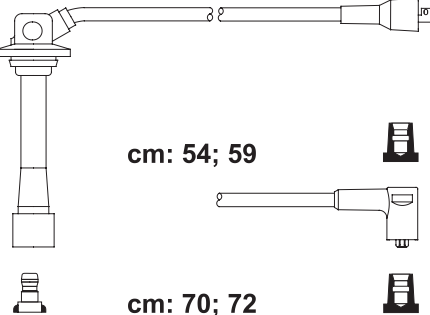
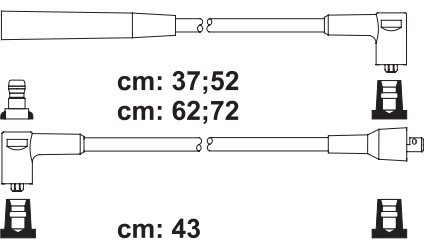
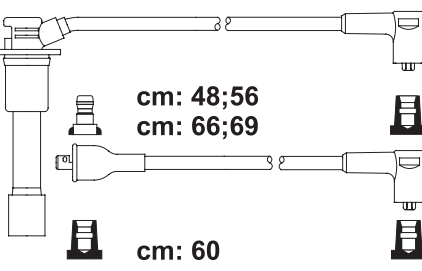
SPC3025	SPC3026	SPC3027
 <p>cm: 45;50;53 cm: 95;110;117</p>	 <p>cm: 62;51;41 cm: 92;90;77</p>	 <p>cm: 46;64;51 cm: 94;81;103</p>
SPC3030	SPC3032	SPC3034
 <p>cm: 47;42 cm: 29;27</p>	 <p>cm: 50;55;65 cm: 105;120;135</p>	 <p>cm: 56;56 cm: 61;65</p> <p>cm: 82</p>
SPC3035	SPC3036	SPC3037
 <p>cm: 70;80 cm: 85;90</p>	 <p>cm: 52; 62 cm: 83; 77</p>	 <p>cm: 53; 38 cm: 33; 20</p>
SPC3038	SPC3039	SPC3040
 <p>cm: 87; 74; 55 cm: 64; 41; 35</p>	 <p>cm: 49; 47 cm: 37; 26</p>	 <p>cm: 37; 52 cm: 57; 67</p>

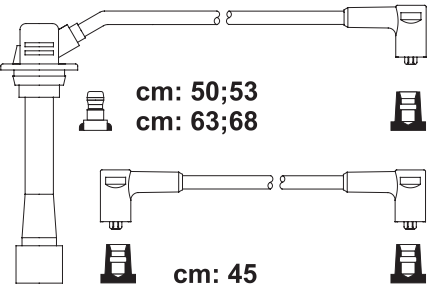
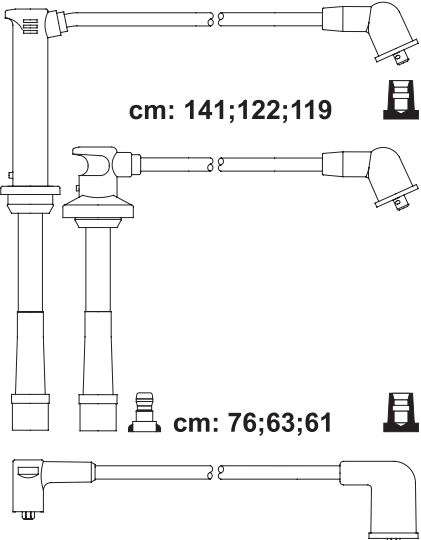
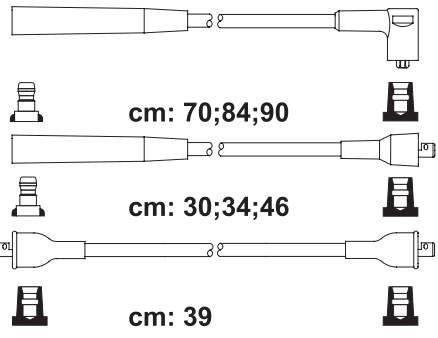
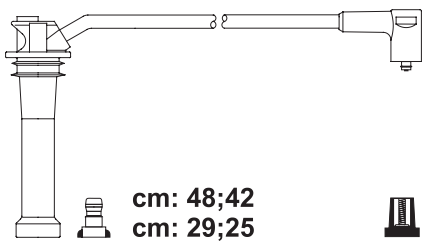
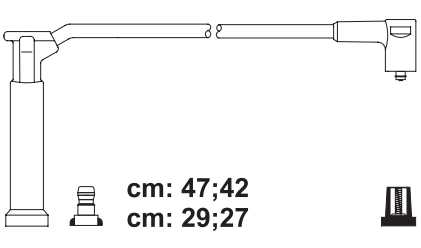
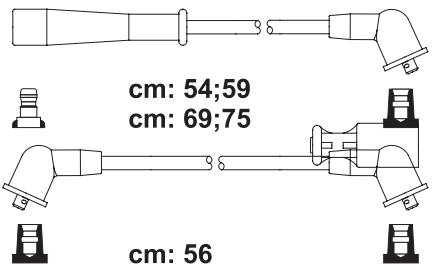
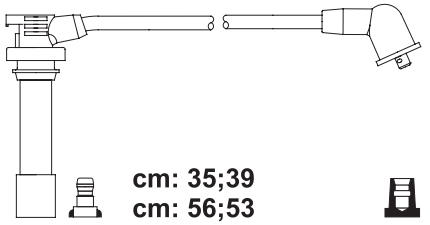
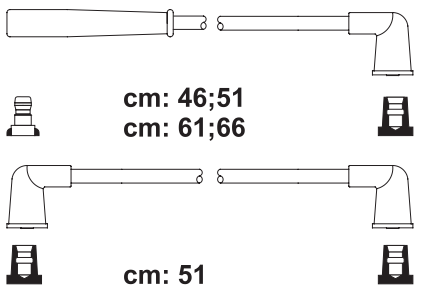
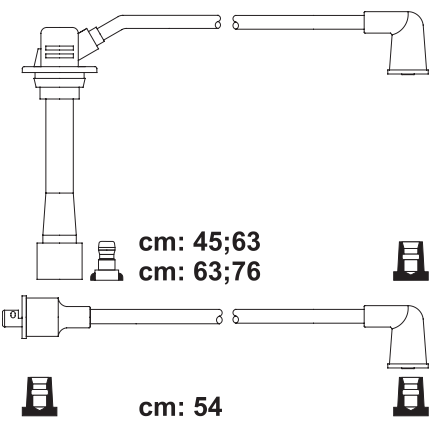
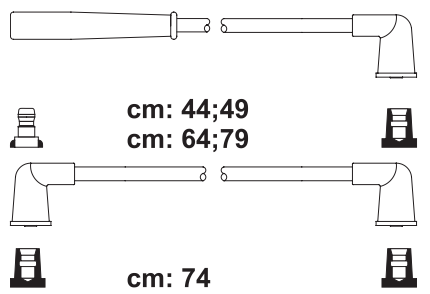
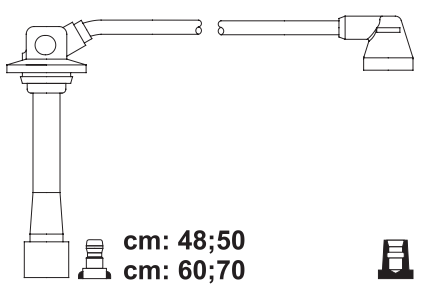
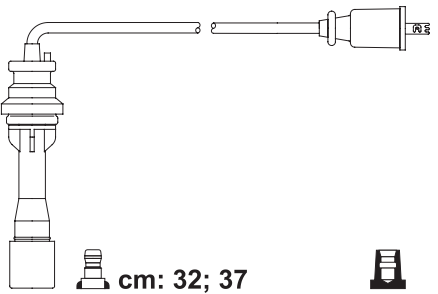
SPC3407	SPC3408	SPC3409
 <p>cm: 75; 69 cm: 74; 48</p>	 <p>cm: 70; 63 cm: 51; 43</p>	 <p>cm: 69; 64 cm: 74; 48</p>
SPC3415	SPC3419	SPC3420
 <p>cm: 47; 57; cm: 67; 72;</p>	 <p>cm: 53;63 cm: 73;83</p>	 <p>cm: 53;58 cm: 73;78</p>
SPC3421	SPC3422	SPC3602
 <p>cm: 50;63 cm: 73;83</p>	 <p>cm: 65; 55; 50 cm: 105; 90; 90</p> <p>cm: 20</p>	 <p>cm: 62,66 cm: 72,82</p> <p>cm: 30</p>
SPC3603	SPC3607	SPC3608
 <p>cm: 27;27;37 cm: 37;52;62</p> <p>cm: 33</p>	 <p>cm: 33;42 cm: 50;64</p>	 <p>cm: 62; 47 cm: 40; 30</p>

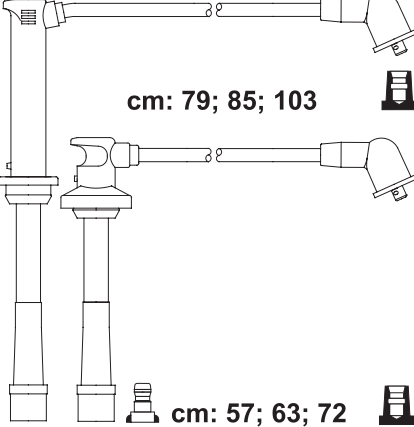
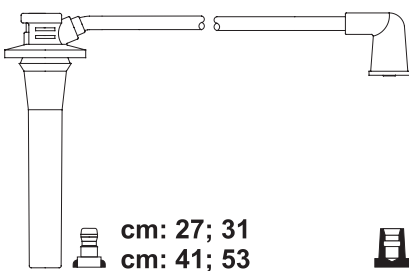
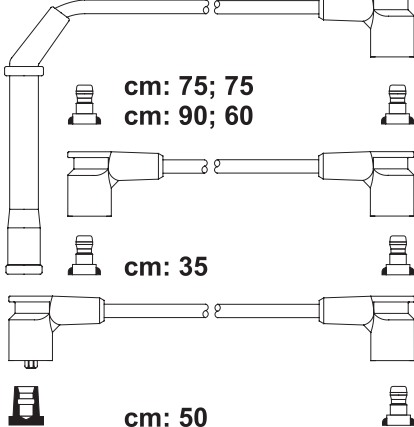
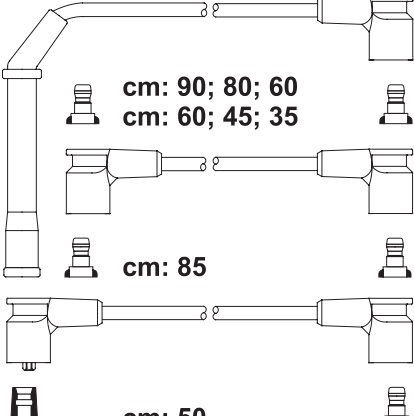
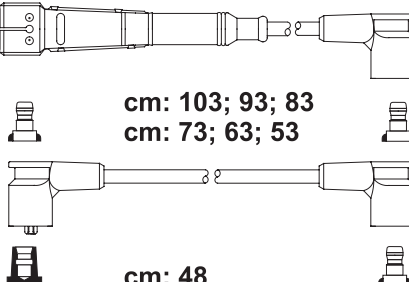
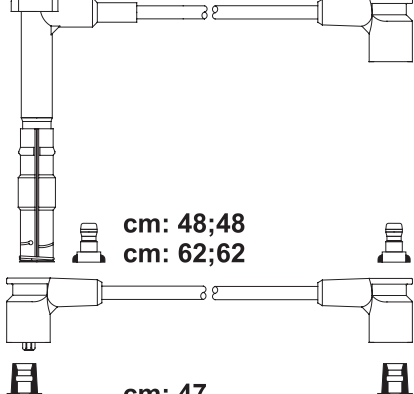
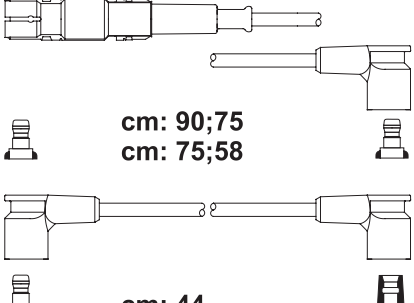
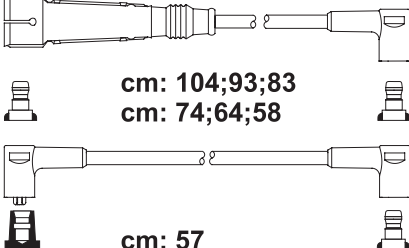
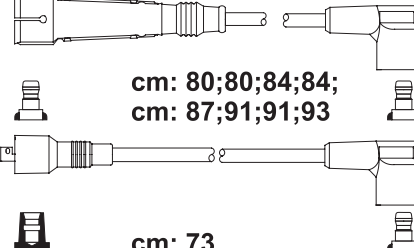
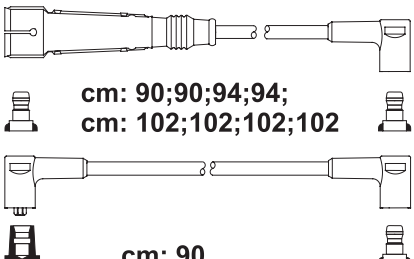
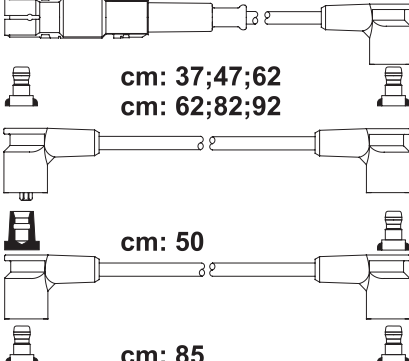
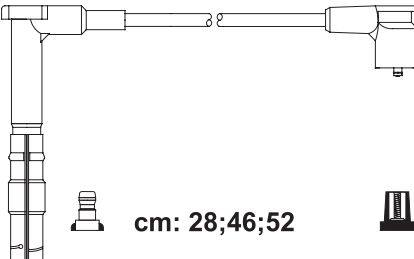
SPC3609	SPC3804	SPC3805
 <p>cm: 41;41 cm: 51;61</p> <p>cm: 79</p>	 <p>cm: 52;52 cm: 62;67</p> <p>cm: 32</p>	 <p>cm: 51;51;69 cm: 67;75;86</p>
SPC4202	SPC4204	SPC4205
 <p>cm: 36;39</p> <p>cm: 27;30 cm: 43;44</p> <p>cm: 21</p>	 <p>cm: 38;38 cm: 28;28</p> <p>cm: 73</p> <p>cm: 34</p>	 <p>cm: 43;49;49;59 cm: 64;74;74;79</p> <p>cm: 94</p>
SPC4401	SPC4403	SPC4406
 <p>cm: 23;33 cm: 43;53</p>	 <p>cm: 33</p> <p>cm: 14</p>	 <p>cm: 56;45 cm: 35;30</p>

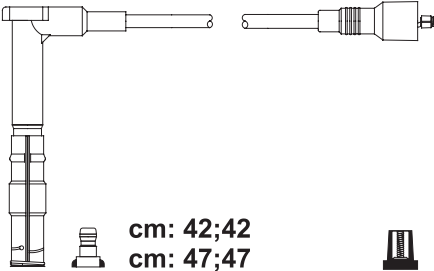
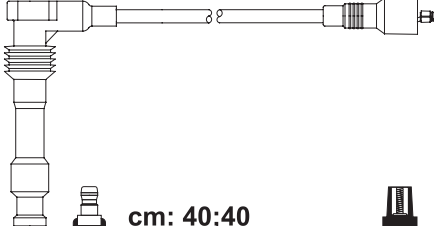
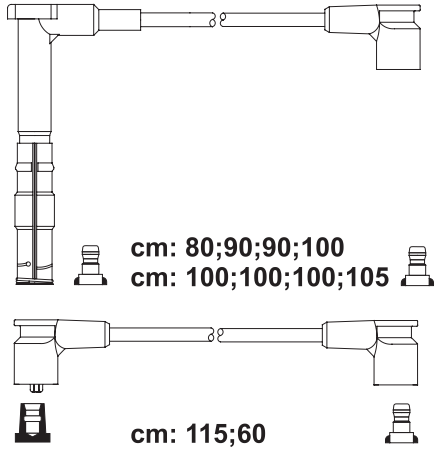
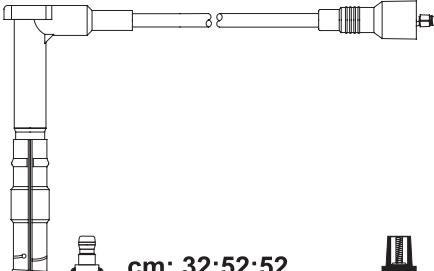
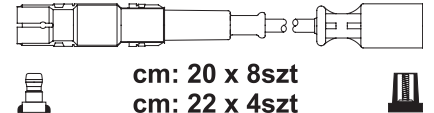
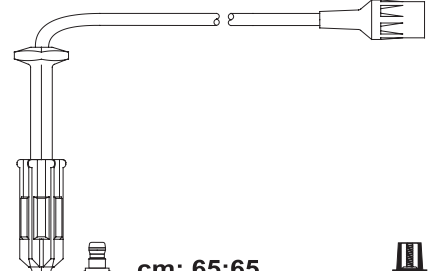
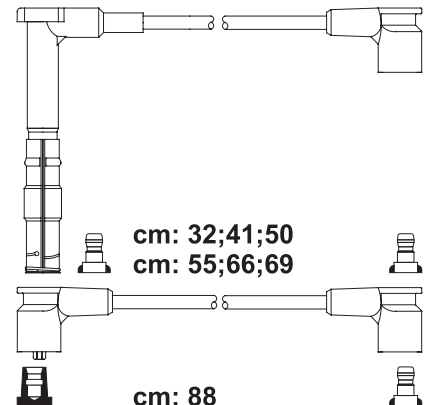
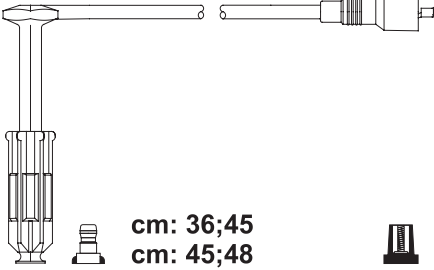
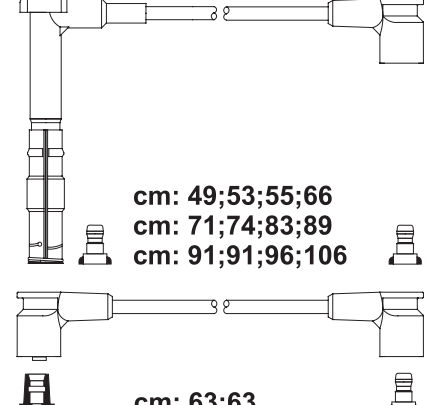
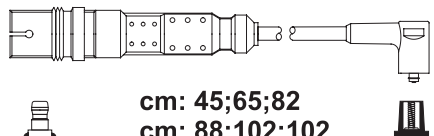
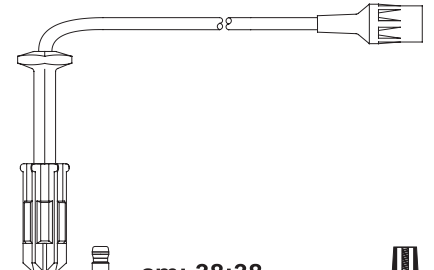
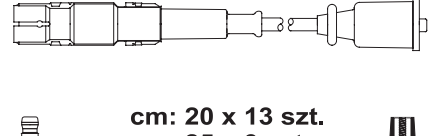
SPC4407	SPC4408	SPC4409
 <p>cm: 32</p> <p>cm: 15</p>	 <p>cm: 33; 43; 47 cm: 73; 73; 91</p>	 <p>cm: 23; 34 cm: 41; 48</p>
SPC4410	SPC4605	SPC4606
 <p>cm: 56; 51; 41; 32</p>	 <p>cm: 50; 48 cm: 43; 40</p> <p>cm: 55</p>	 <p>cm: 50; 43 cm: 41; 37</p> <p>cm: 72</p>
SPC4607	SPC4609	SPC4610
 <p>cm: 50; 48 cm: 43; 40</p> <p>cm: 55</p>	 <p>cm: 51; 55 cm: 67; 73</p> <p>cm: 27</p>	 <p>cm: 63; 51 cm: 38; 43</p>
SPC4612	SPC4613	SPC4614
 <p>cm: 63; 51 cm: 38; 43</p>	 <p>cm: 53; 47 cm: 39; 52</p>	 <p>cm: 40; 38 cm: 38; 48</p>

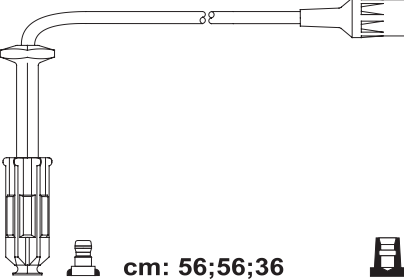
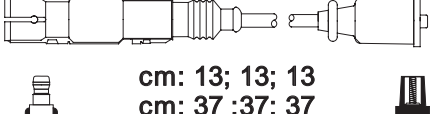
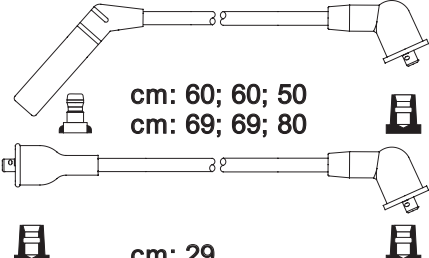
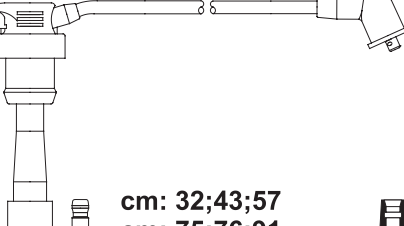
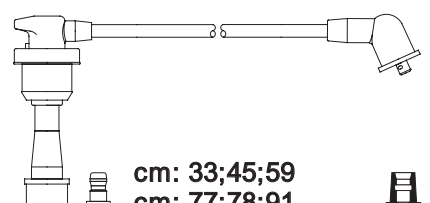
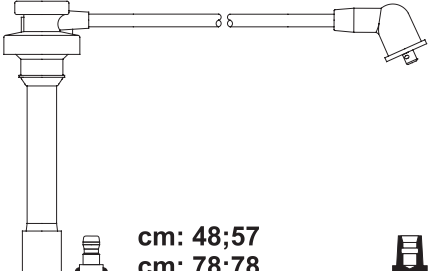
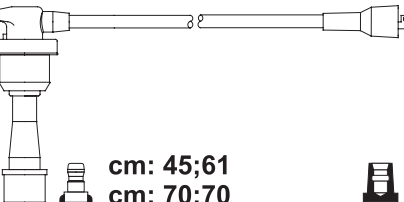
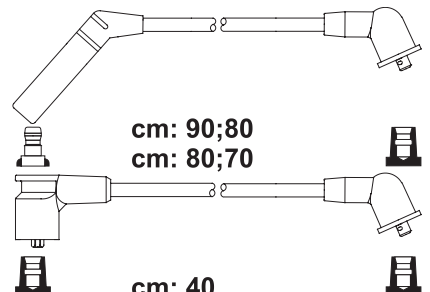
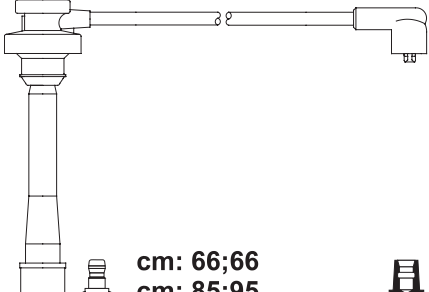
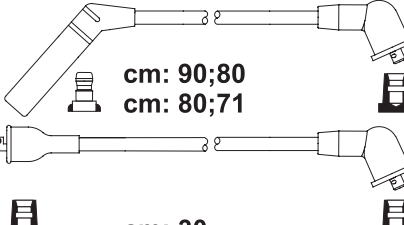
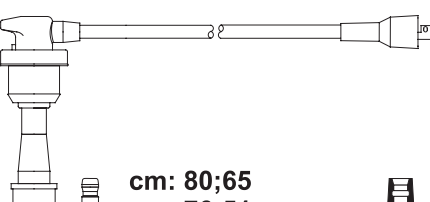
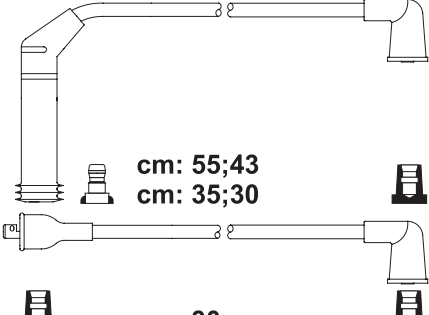
SPC4615	SPC4616	SPC4802
 <p>cm: 36; 36 cm: 38; 48</p>	 <p>cm: 38; 48</p>	 <p>cm: 63; 58 cm: 43; 33 cm: 50</p>
SPC4804	SPC4805	SPC4807
 <p>cm: 52; 23; cm: 50; 35;</p>	 <p>cm: 27; 35 cm: 48; 62</p>	 <p>cm: 53; 51 cm: 43; 28</p>
SPC4808	SPC4809	SPC4811
 <p>cm: 66; 41 cm: 58; 51</p>	 <p>cm: 39; 44 cm: 58; 72</p>	 <p>cm: 38; 48 cm: 58; 68</p>
SPC4813	SPC4816	SPC4835
 <p>cm: 47; 57 cm: 67; 67 cm: 57</p>	 <p>cm: 77; 47 cm: 57; 67 cm: 37</p>	 <p>cm: 34; 49 cm: 59; 69</p>

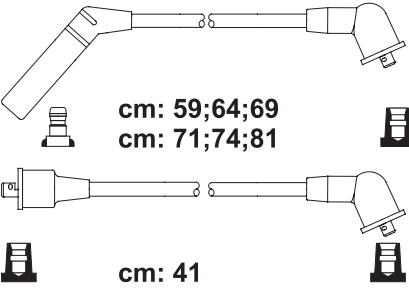
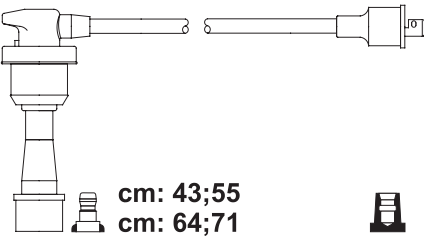
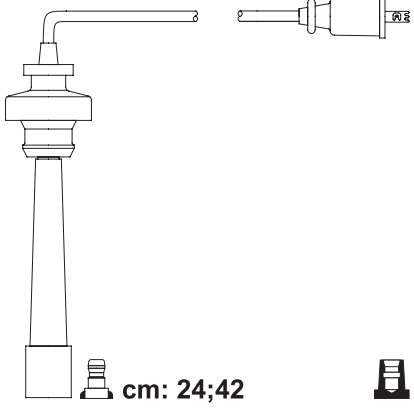
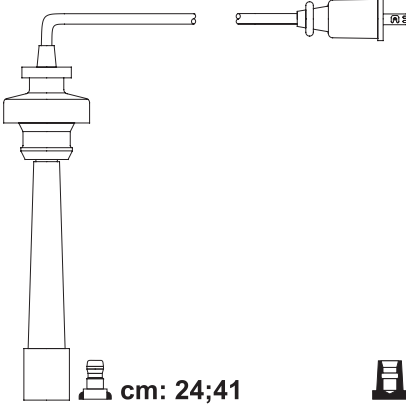
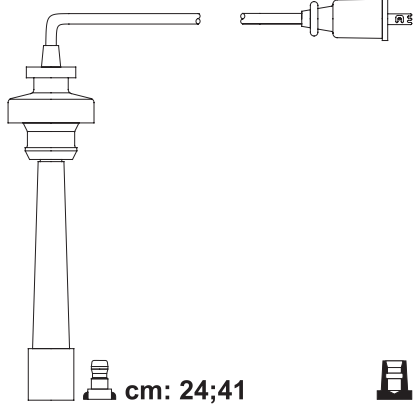
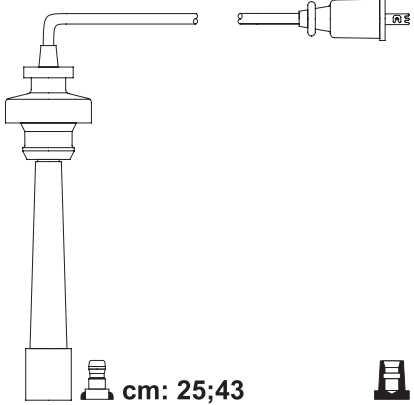
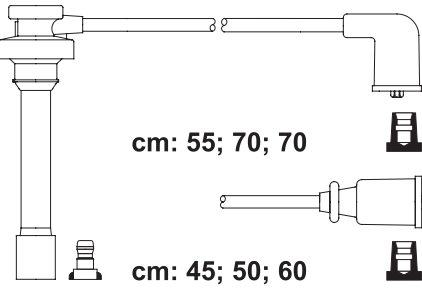
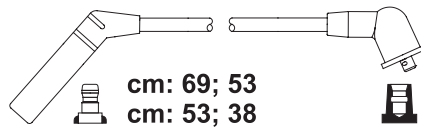
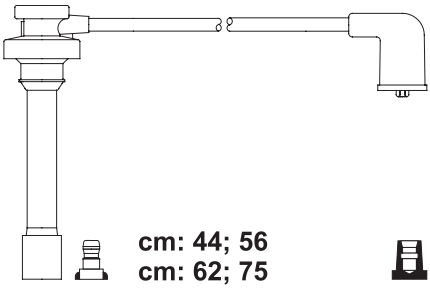
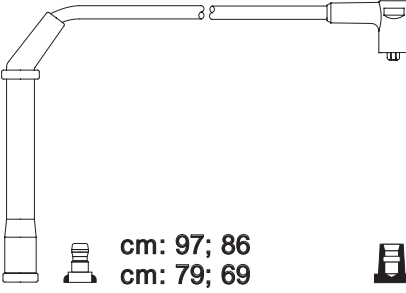
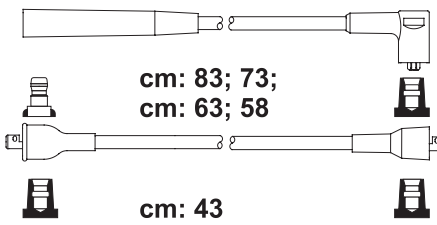

SPC4837	SPC4838	SPC4839
 <p>cm: 20; 28 cm: 37; 49</p>	 <p>cm: 37; 41 cm: 55; 69</p>	 <p>cm: 52; 55 cm: 23; 40</p>
SPC4841	SPC4842	SPC4843
 <p>5 szt.</p>	 <p>4 szt.</p>	 <p>cm: 16; 19 cm: 18; 18</p>
SPC5003	SPC5005	SPC5106
 <p>cm: 59, 42, 47 cm: 63, 74, 51 cm: 48</p>	 <p>cm: 36; 37; 49; 55 cm: 17</p>	 <p>cm: 62; 67 cm: 62; 78</p>
SPC5107	SPC5109	SPC5110
 <p>cm: 54; 59 cm: 70; 72</p>	 <p>cm: 37; 52 cm: 62; 72 cm: 43</p>	 <p>cm: 48; 56 cm: 66; 69 cm: 60</p>

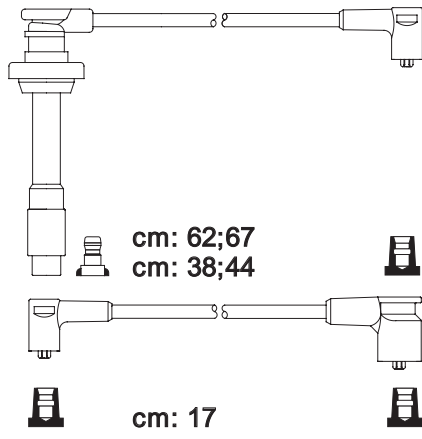
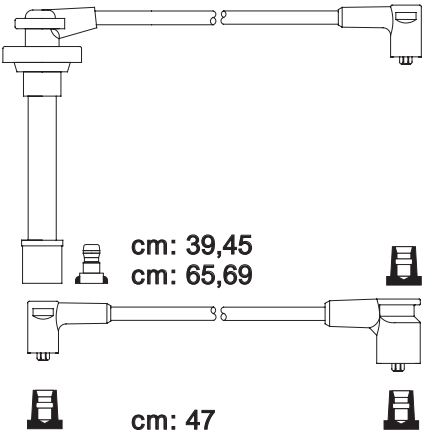
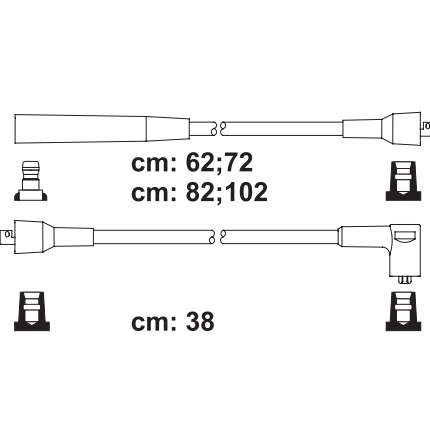
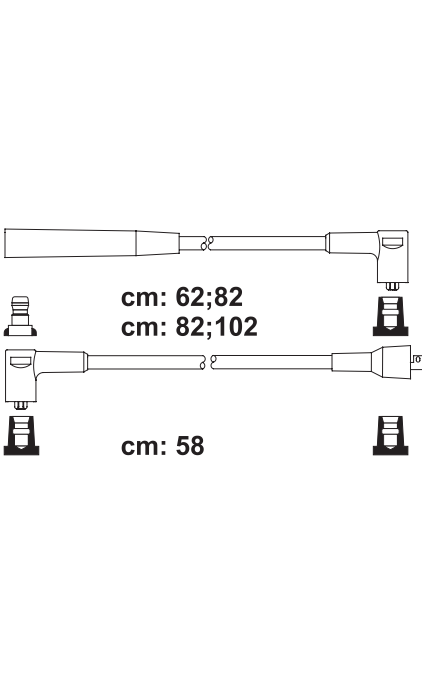
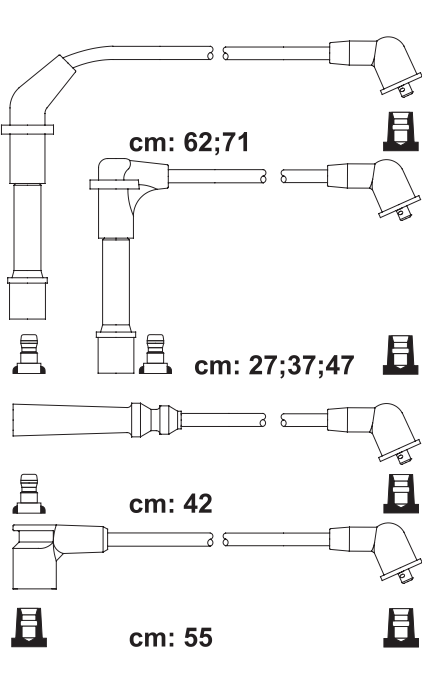
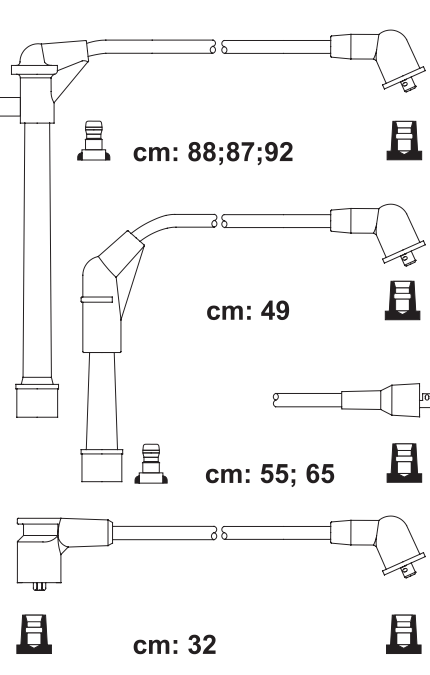
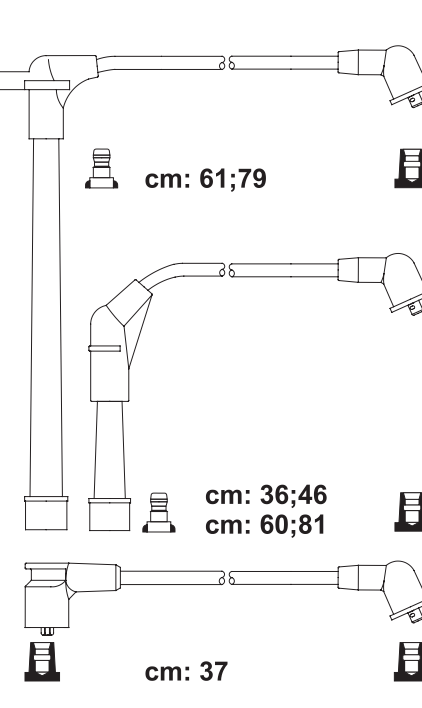
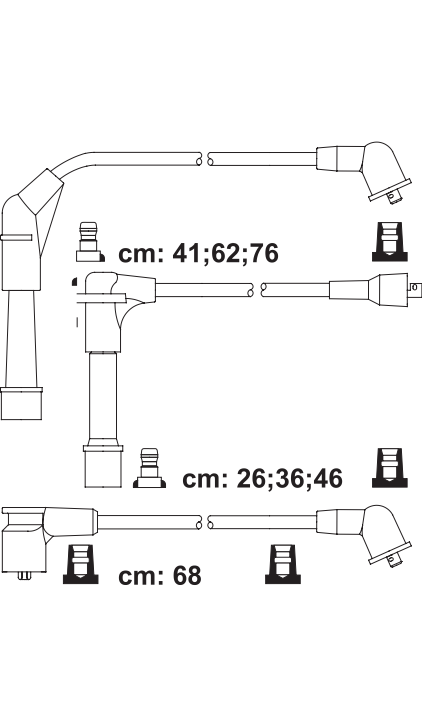
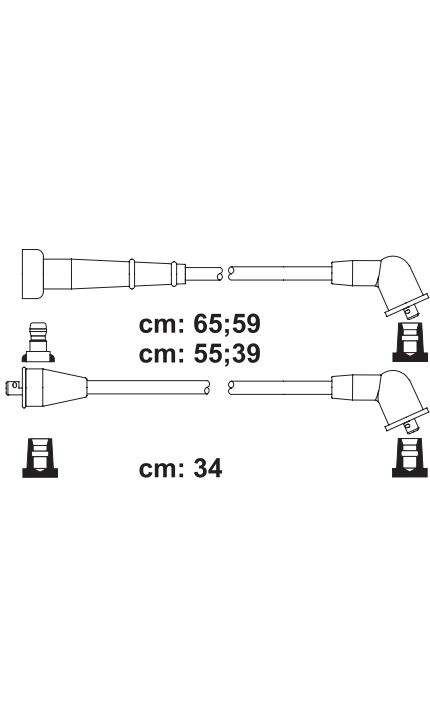
SPC5111	SPC5112	SPC5113
 <p>cm: 50;53 cm: 63;68</p> <p>cm: 45</p>	 <p>cm: 141;122;119</p> <p>cm: 76;63;61</p> <p>cm:68</p>	 <p>cm: 70;84;90</p> <p>cm: 30;34;46</p> <p>cm: 39</p>
SPC5114	SPC5115	SPC5116
 <p>cm: 48;42 cm: 29;25</p>	 <p>cm: 47;42 cm: 29;27</p>	 <p>cm: 54;59 cm: 69;75</p> <p>cm: 56</p>
SPC5117	SPC5120	SPC5121
 <p>cm: 35;39 cm: 56;53</p>	 <p>cm: 46;51 cm: 61;66</p> <p>cm: 51</p>	 <p>cm: 45;63 cm: 63;76</p> <p>cm: 54</p>
SPC5122	SPC5123	SPC5124
 <p>cm: 44;49 cm: 64;79</p> <p>cm: 74</p>	 <p>cm: 48;50 cm: 60;70</p>	 <p>cm: 32; 37</p>

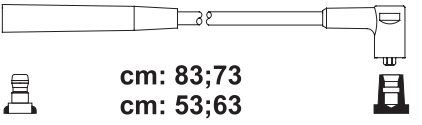
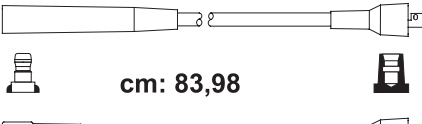
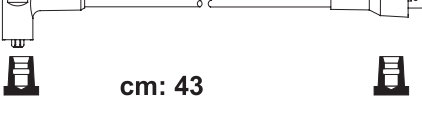
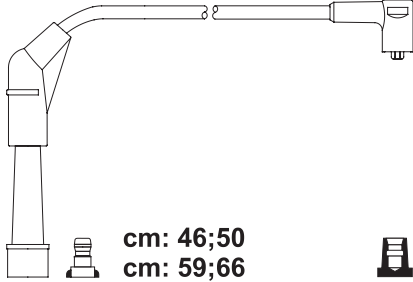
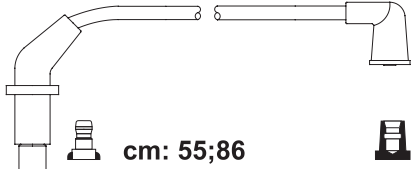
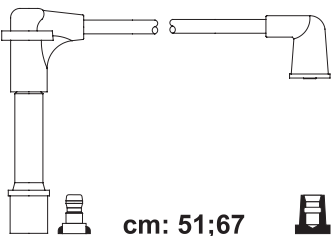
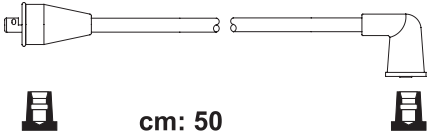
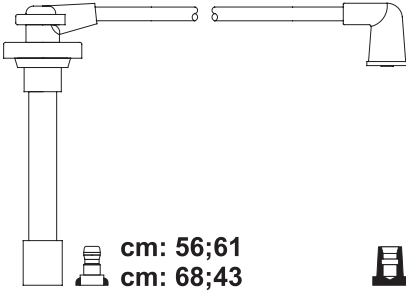
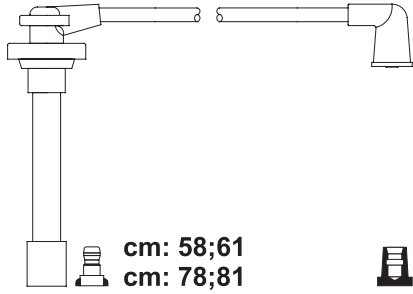
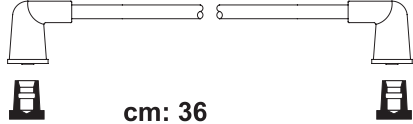
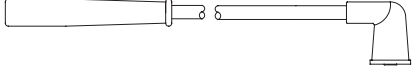
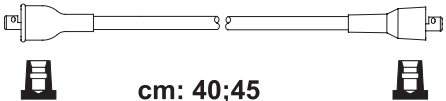
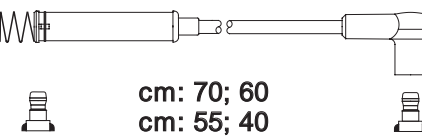
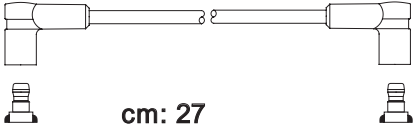
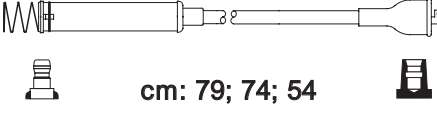
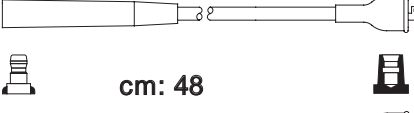

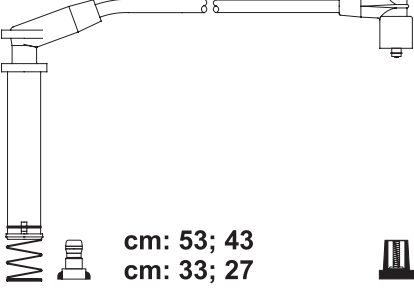
SPC5125	SPC5126	SPC5301
 <p>cm: 79; 85; 103</p> <p>cm: 57; 63; 72</p>	 <p>cm: 27; 31 cm: 41; 53</p>	 <p>cm: 75; 75 cm: 90; 60</p> <p>cm: 35</p> <p>cm: 50</p>
SPC5302	SPC5303	SPC5305
 <p>cm: 90; 80; 60 cm: 60; 45; 35</p> <p>cm: 85</p> <p>cm: 50</p>	 <p>cm: 103; 93; 83 cm: 73; 63; 53</p> <p>cm: 48</p>	 <p>cm: 48; 48 cm: 62; 62</p> <p>cm: 47</p>
SPC5306	SPC5311	SPC5314
 <p>cm: 90; 75 cm: 75; 58</p> <p>cm: 44</p>	 <p>cm: 104; 93; 83 cm: 74; 64; 58</p> <p>cm: 57</p>	 <p>cm: 80; 80; 84; 84; cm: 87; 91; 91; 93</p> <p>cm: 73</p>
SPC5315	SPC5316	SPC5317
 <p>cm: 90; 90; 94; 94; cm: 102; 102; 102; 102</p> <p>cm: 90</p>	 <p>cm: 37; 47; 62 cm: 62; 82; 92</p> <p>cm: 50</p> <p>cm: 85</p>	 <p>cm: 28; 46; 52</p>

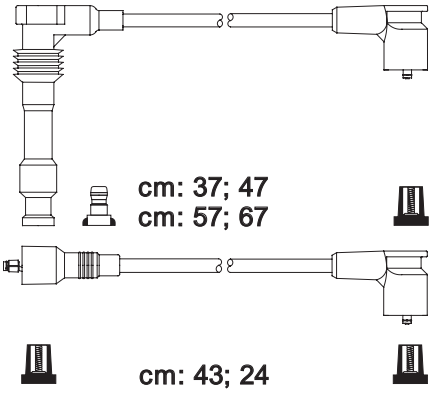
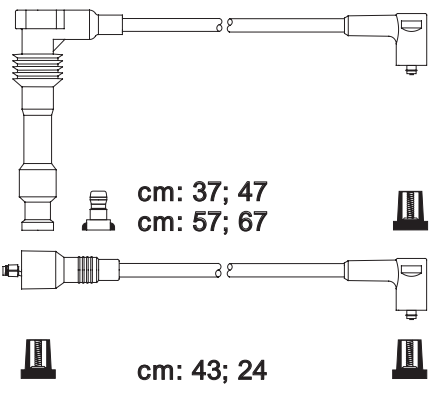
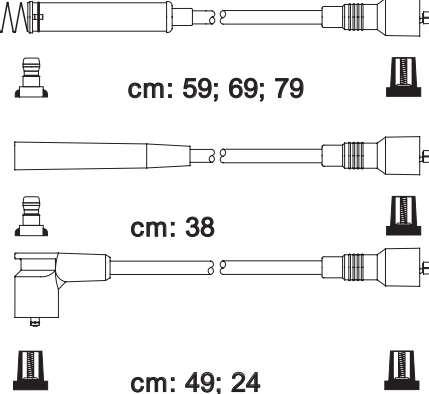
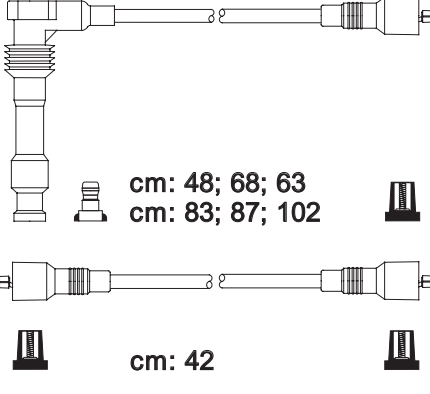
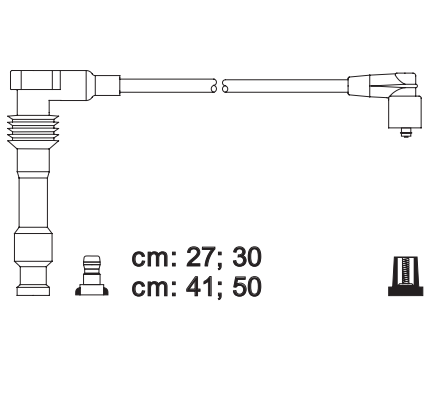
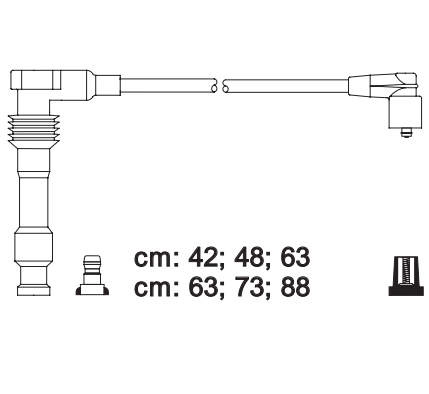
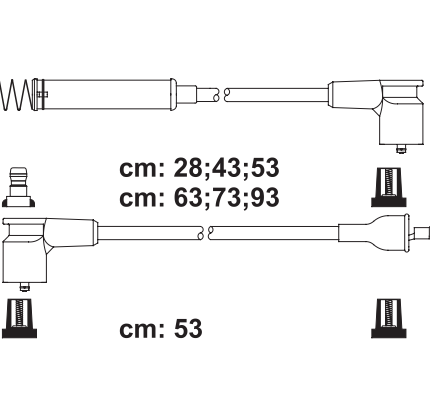
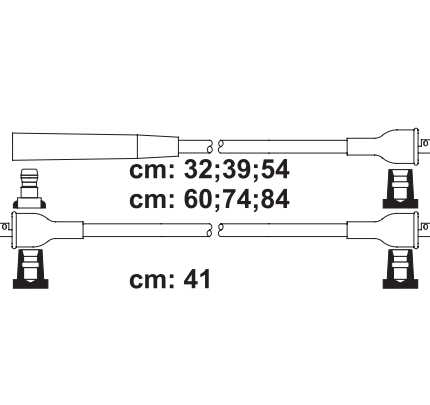
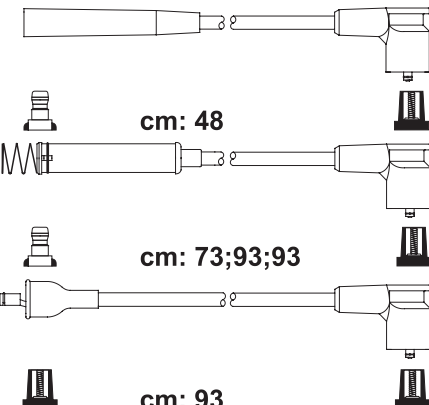
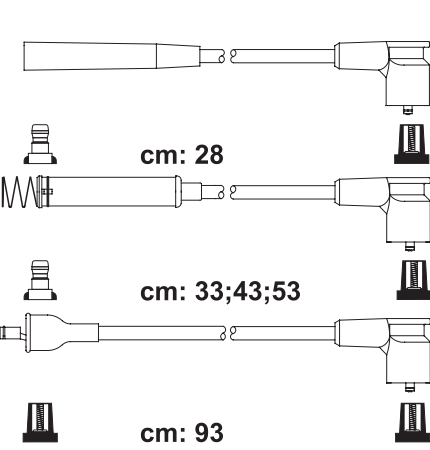
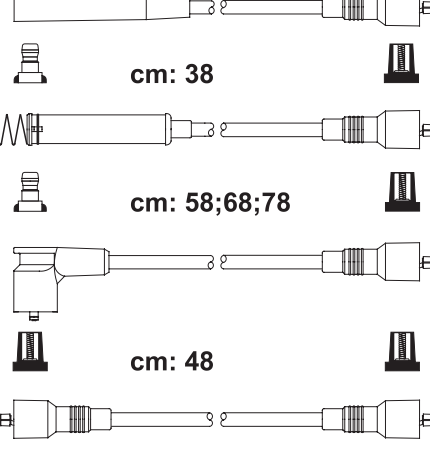
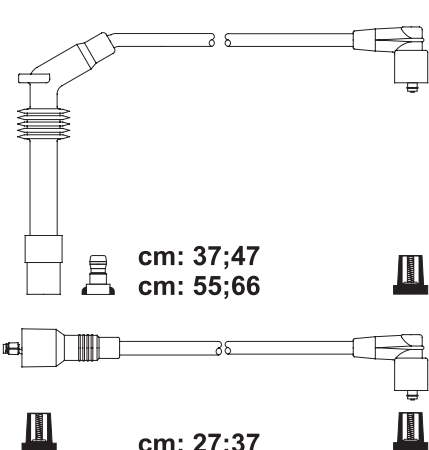
SPC5318	SPC5319	SPC5320
 <p>cm: 42;42 cm: 47;47</p>	 <p>cm: 40;40</p>	 <p>cm: 80;90;90;100 cm: 100;100;100;105</p> <p>cm: 115;60</p>
SPC5321	SPC5322	SPC5323
 <p>cm: 32;52;52</p>	 <p>cm: 20 x 8szt cm: 22 x 4szt</p>	 <p>cm: 65;65</p>
SPC5324	SPC5325	SPC5326
 <p>cm: 32;41;50 cm: 55;66;69</p> <p>cm: 88</p>	 <p>cm: 36;45 cm: 45;48</p>	 <p>cm: 49;53;55;66 cm: 71;74;83;89 cm: 91;91;96;106</p> <p>cm: 63;63</p>
SPC5327	SPC5328	SPC5329
 <p>cm: 45;65;82 cm: 88;102;102</p>	 <p>cm: 38;38</p>	 <p>cm: 20 x 13 szt. cm: 25 x 3 szt.</p>

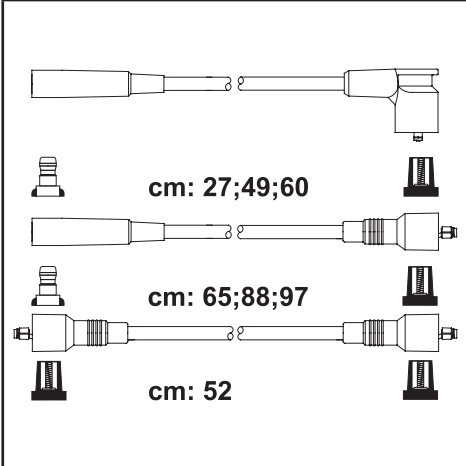
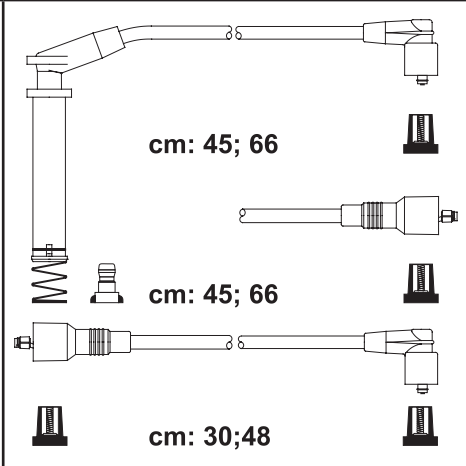
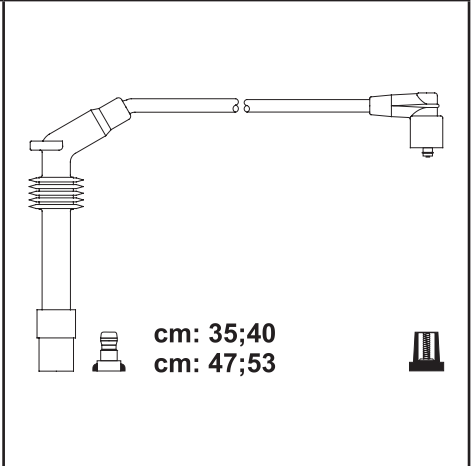
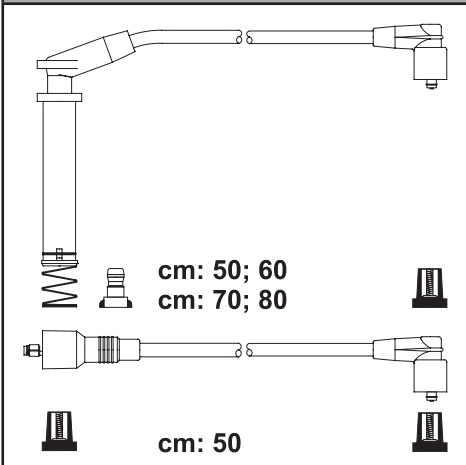
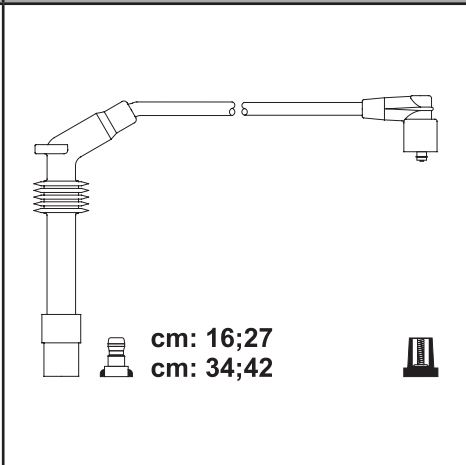
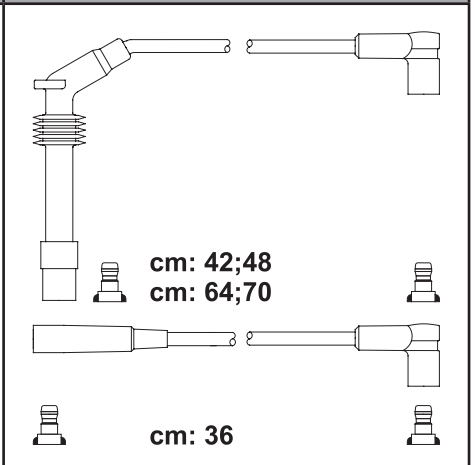
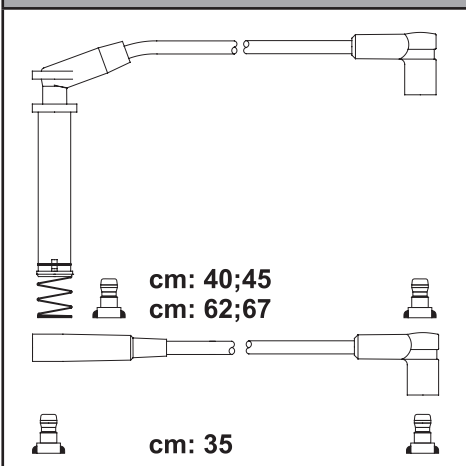
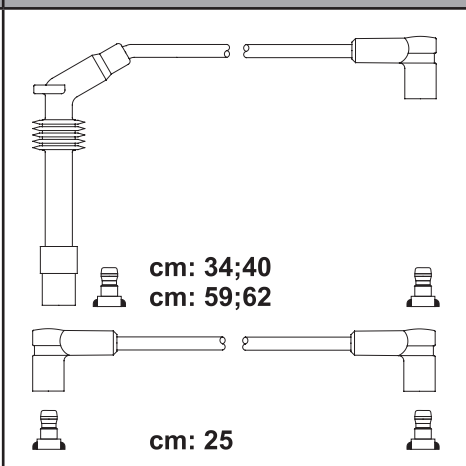
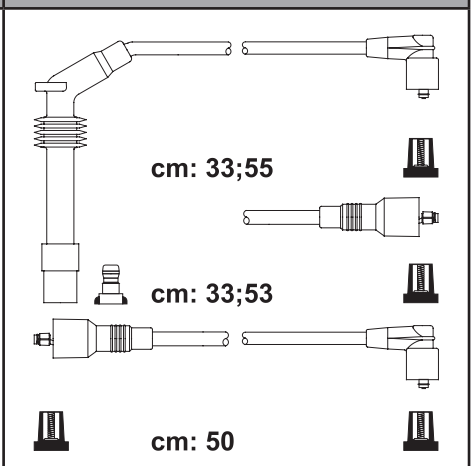
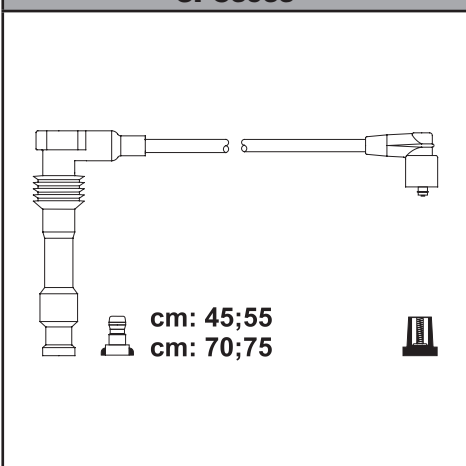
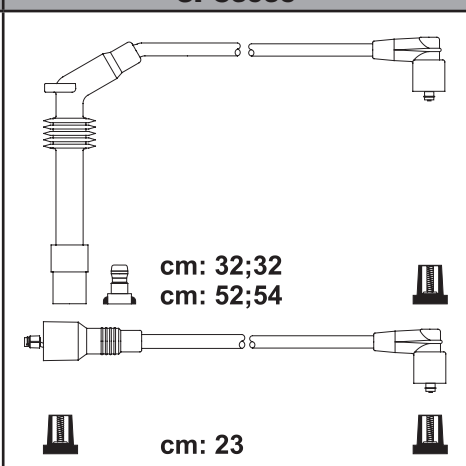
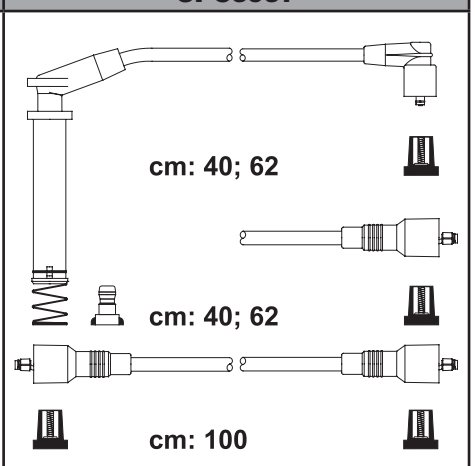
SPC5330	SPC5332	SPC5503
 <p>cm: 56;56;36</p>	 <p>cm: 13; 13; 13 cm: 37 ;37; 37</p>	 <p>cm: 60; 60; 50 cm: 69; 69; 80</p> <p>cm: 29</p>
SPC5505	SPC5506	SPC5507
 <p>cm: 32;43;57 cm: 75;76;91</p>	 <p>cm: 33;45;59 cm: 77;78;91</p>	 <p>cm: 48;57 cm: 78;78</p>
SPC5508	SPC5509	SPC5510
 <p>cm: 45;61 cm: 70;70</p>	 <p>cm: 90;80 cm: 80;70</p> <p>cm: 40</p>	 <p>cm: 66;66 cm: 85;95</p>
SPC5511	SPC5512	SPC5513
 <p>cm: 90;80 cm: 80;71</p> <p>cm: 30</p>	 <p>cm: 80;65 cm: 76;51</p>	 <p>cm: 55;43 cm: 35;30</p> <p>cm: 30</p>

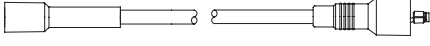
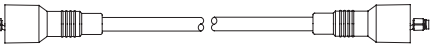
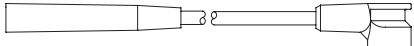
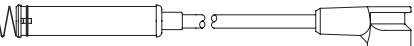
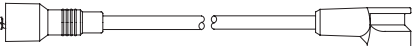
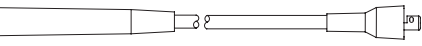
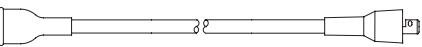
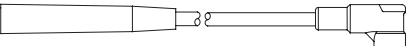
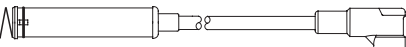
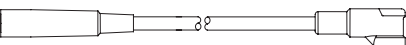
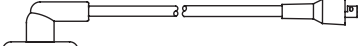
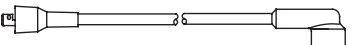
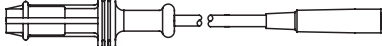
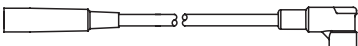
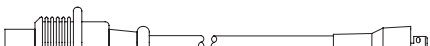
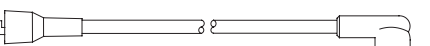
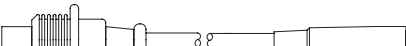
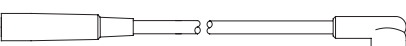
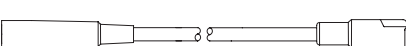
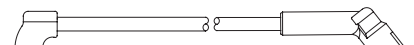
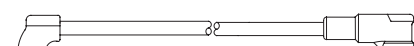
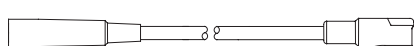
SPC5514	SPC5515	SPC5516
 <p>cm: 59;64;69 cm: 71;74;81</p> <p>cm: 41</p>	 <p>cm: 43;55 cm: 64;71</p>	 <p>cm: 24;42</p>
SPC5517	SPC5518	SPC5519
 <p>cm: 24;41</p>	 <p>cm: 24;41</p>	 <p>cm: 25;43</p>
SPC5520	SPC5521	SPC5522
 <p>cm: 55; 70; 70</p> <p>cm: 45; 50; 60</p>	 <p>cm: 69; 53 cm: 53; 38</p>	 <p>cm: 44; 56 cm: 62; 75</p>
SPC5526	SPC5706	SPC5710
 <p>cm: 97; 86 cm: 79; 69</p>	 <p>cm: 83; 73; cm: 63; 58</p> <p>cm: 43</p>	 <p>cm: 64;60 cm: 44;39</p>

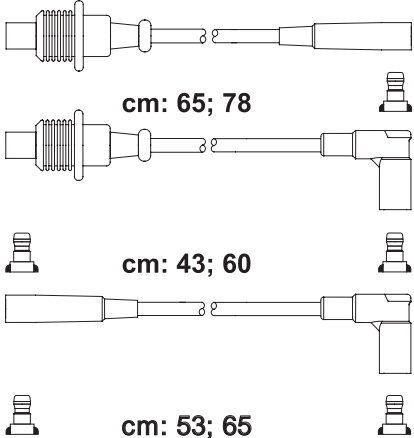
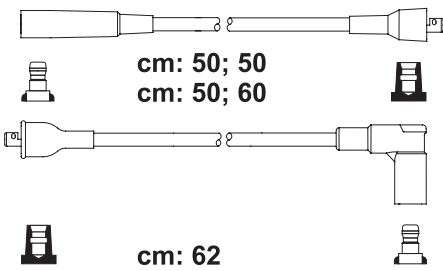
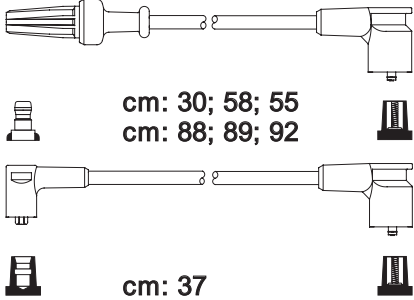
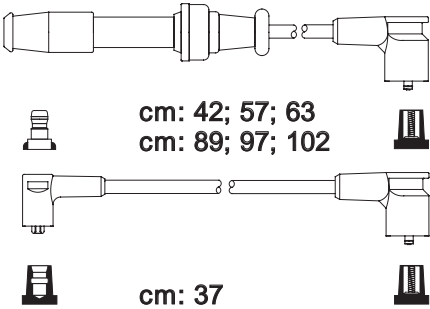
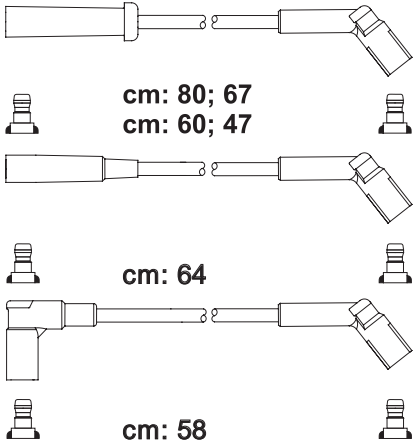
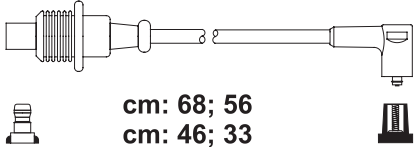
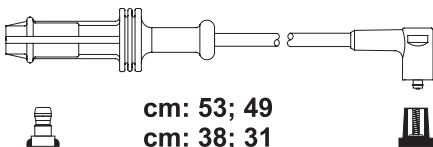
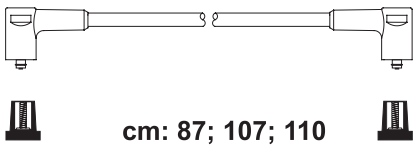
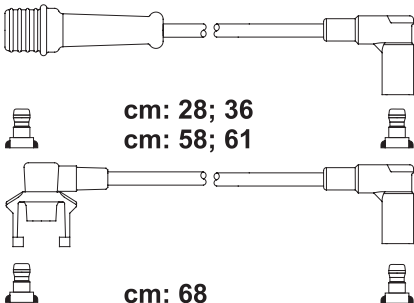
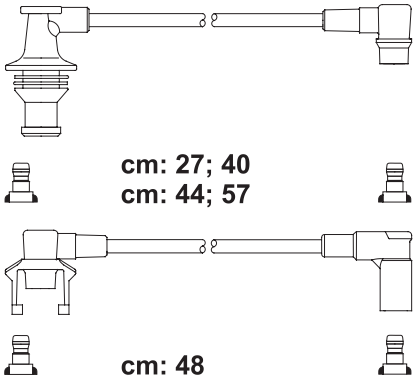
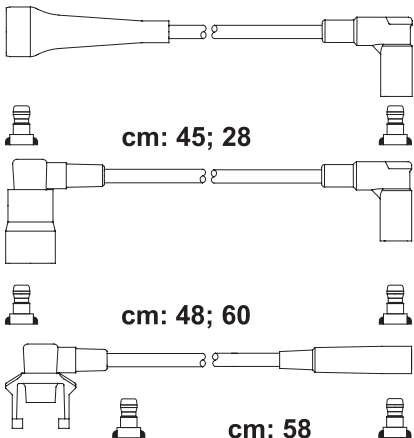
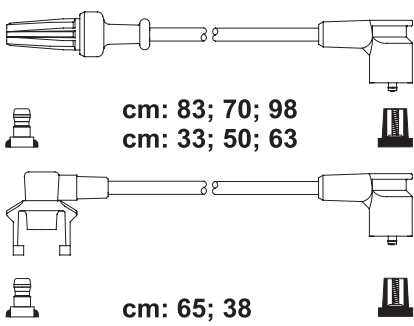
SPC5711	SPC5712	SPC5715
 <p>cm: 62;67 cm: 38;44</p> <p>cm: 17</p>	 <p>cm: 39,45 cm: 65,69</p> <p>cm: 47</p>	 <p>cm: 62;72 cm: 82;102</p> <p>cm: 38</p>
SPC5716	SPC5718	SPC5719
 <p>cm: 62;82 cm: 82;102</p> <p>cm: 58</p>	 <p>cm: 62;71</p> <p>cm: 27;37;47</p> <p>cm: 42</p> <p>cm: 55</p>	 <p>cm: 88;87;92</p> <p>cm: 49</p> <p>cm: 55; 65</p> <p>cm: 32</p>
SPC5720	SPC5721	SPC5723
 <p>cm: 61;79</p> <p>cm: 36;46 cm: 60;81</p> <p>cm: 37</p>	 <p>cm: 41;62;76</p> <p>cm: 26;36;46</p> <p>cm: 68</p>	 <p>cm: 65;59 cm: 55;39</p> <p>cm: 34</p>

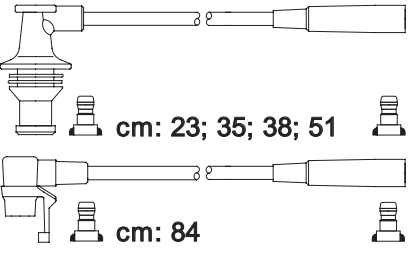
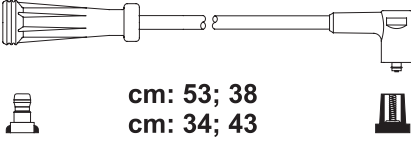
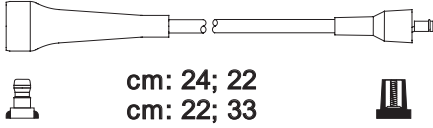
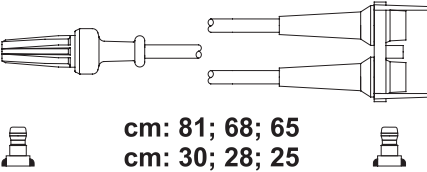
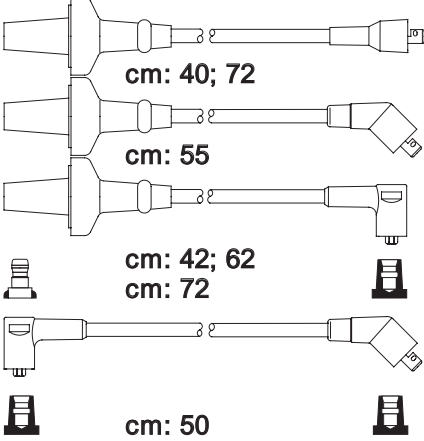
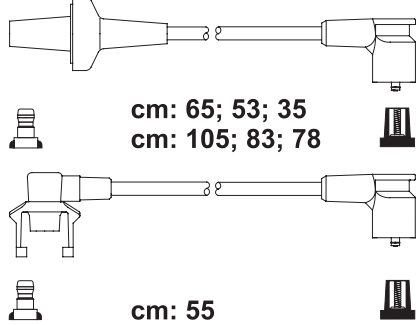
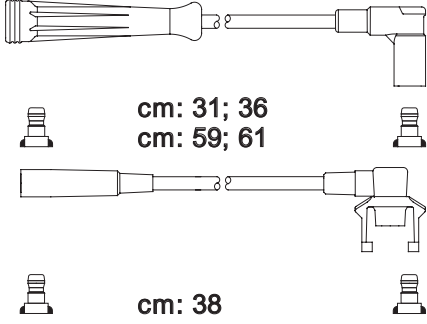
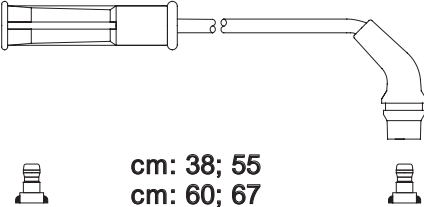
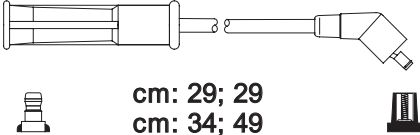
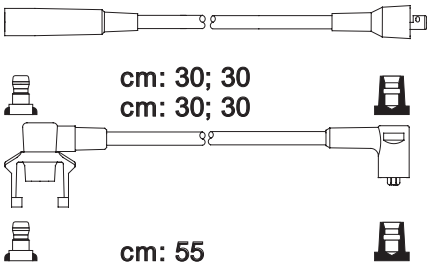
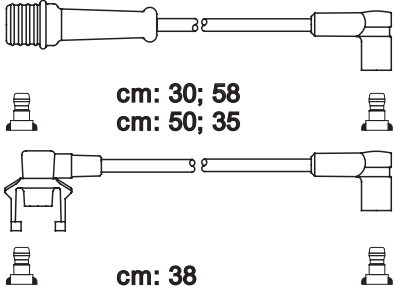
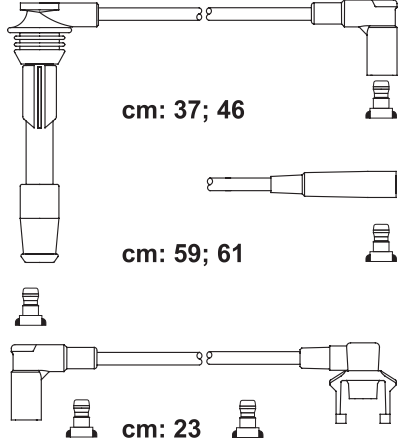
SPC5724	SPC5725	SPC5726
 <p>cm: 83;73 cm: 53;63</p>  <p>cm: 83,98</p>  <p>cm: 43</p>	 <p>cm: 46;50 cm: 59;66</p>	 <p>cm: 55;86</p>  <p>cm: 51;67</p>  <p>cm: 50</p>
SPC5727	SPC5728	SPC5729
 <p>cm: 56;61 cm: 68;43</p>	 <p>cm: 58;61 cm: 78;81</p>  <p>cm: 36</p>	 <p>cm: 45;60;56;80 cm: 70;75;90;95</p>  <p>cm: 40;45</p>
SPC5908	SPC5909	SPC5910
 <p>cm: 70; 60 cm: 55; 40</p>  <p>cm: 27</p>	 <p>cm: 79; 74; 54</p>  <p>cm: 48</p>  <p>cm: 60; 95</p>	 <p>cm: 53; 43 cm: 33; 27</p>

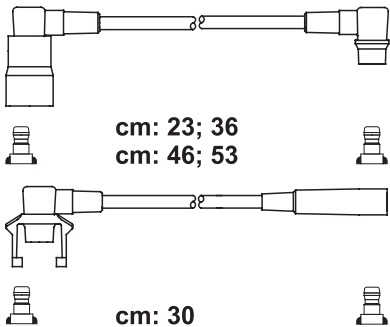
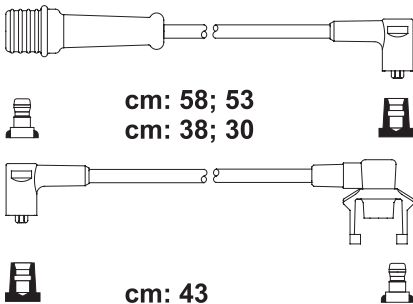
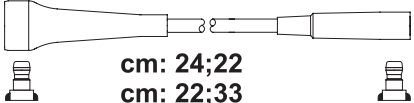
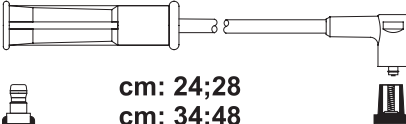
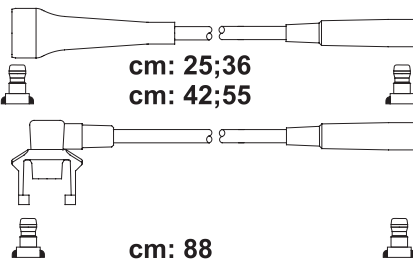
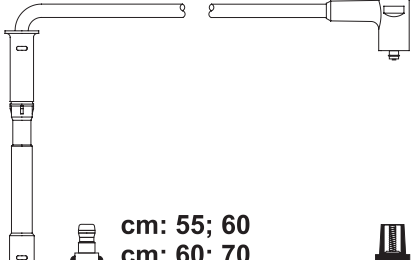
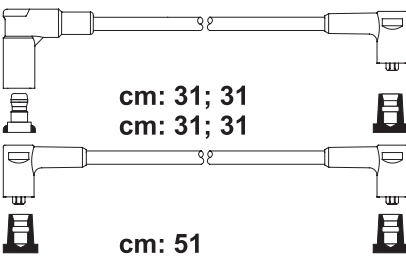
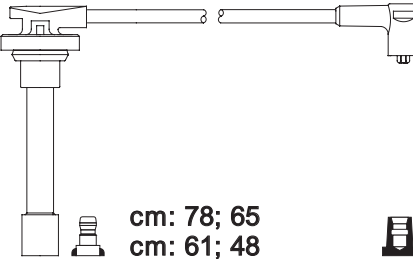
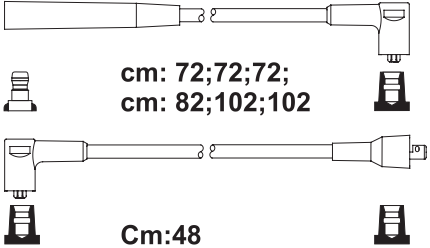
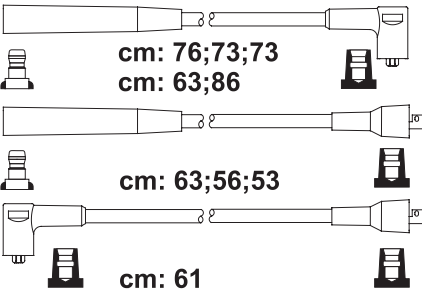
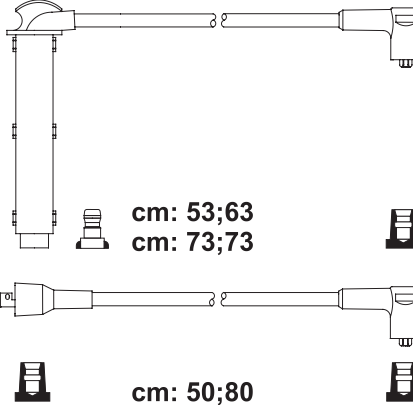
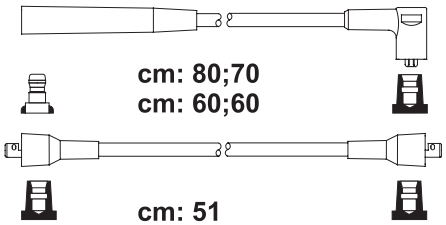
SPC5911	SPC5912	SPC5914
 <p>cm: 37; 47 cm: 57; 67</p> <p>cm: 43; 24</p>	 <p>cm: 37; 47 cm: 57; 67</p> <p>cm: 43; 24</p>	 <p>cm: 59; 69; 79</p> <p>cm: 38</p> <p>cm: 49; 24</p>
SPC5915	SPC5916	SPC5917
 <p>cm: 48; 68; 63 cm: 83; 87; 102</p> <p>cm: 42</p>	 <p>cm: 27; 30 cm: 41; 50</p>	 <p>cm: 42; 48; 63 cm: 63; 73; 88</p>
SPC5918	SPC5919	SPC5921
 <p>cm: 28; 43; 53 cm: 63; 73; 93</p> <p>cm: 53</p>	 <p>cm: 32; 39; 54 cm: 60; 74; 84</p> <p>cm: 41</p>	 <p>cm: 48</p> <p>cm: 73; 93; 93</p> <p>cm: 93</p>
SPC5922	SPC5923	SPC5925
 <p>cm: 28</p> <p>cm: 33; 43; 53</p> <p>cm: 93</p>	 <p>cm: 38</p> <p>cm: 58; 68; 78</p> <p>cm: 48</p> <p>cm: 98</p>	 <p>cm: 37; 47 cm: 55; 66</p> <p>cm: 27; 37</p>

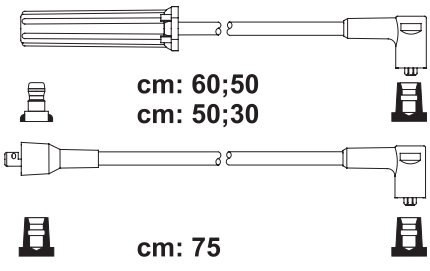
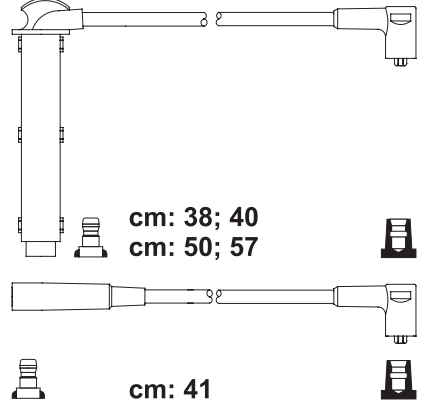
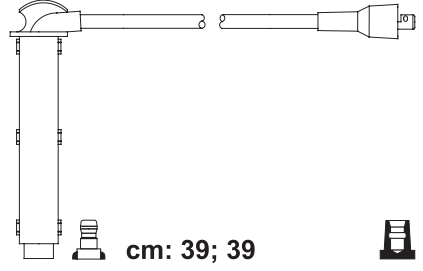
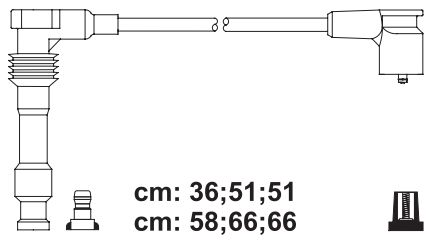
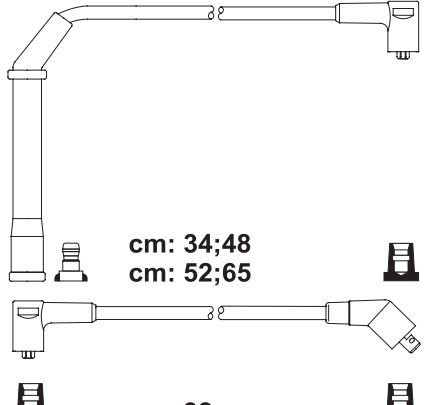
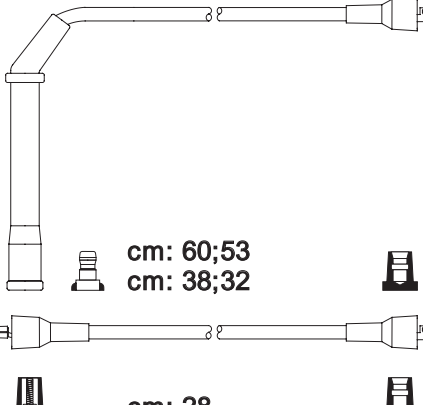
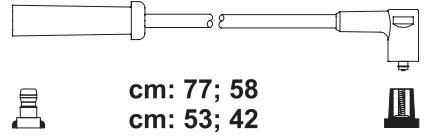
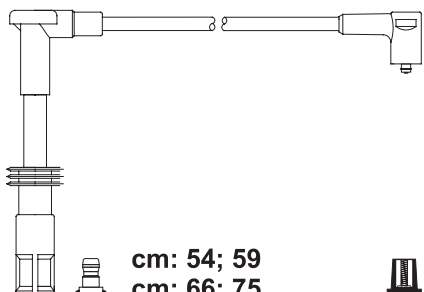
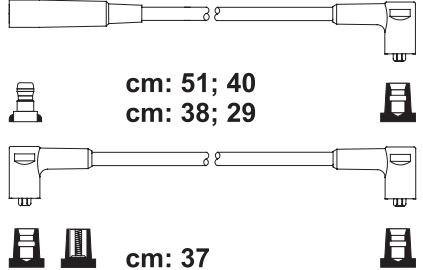
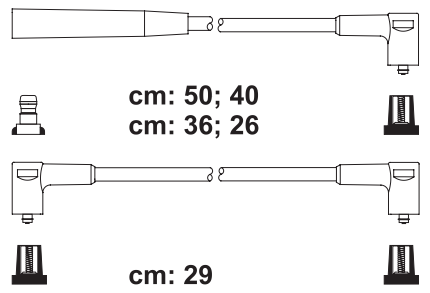
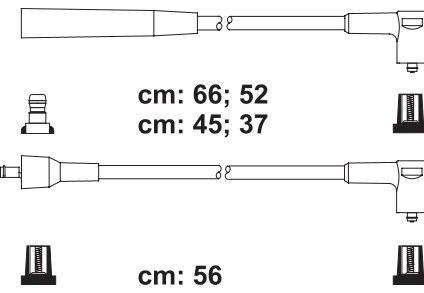
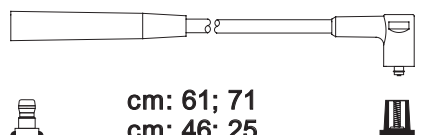
SPC5926	SPC5927	SPC5928
 <p>cm: 27;49;60</p> <p>cm: 65;88;97</p> <p>cm: 52</p>	 <p>cm: 45; 66</p> <p>cm: 45; 66</p> <p>cm: 30;48</p>	 <p>cm: 35;40</p> <p>cm: 47;53</p>
SPC5929	SPC5930	SPC5931
 <p>cm: 50; 60</p> <p>cm: 70; 80</p> <p>cm: 50</p>	 <p>cm: 16;27</p> <p>cm: 34;42</p>	 <p>cm: 42;48</p> <p>cm: 64;70</p> <p>cm: 36</p>
SPC5932	SPC5933	SPC5934
 <p>cm: 40;45</p> <p>cm: 62;67</p> <p>cm: 35</p>	 <p>cm: 34;40</p> <p>cm: 59;62</p> <p>cm: 25</p>	 <p>cm: 33;55</p> <p>cm: 33;53</p> <p>cm: 50</p>
SPC5935	SPC5936	SPC5937
 <p>cm: 45;55</p> <p>cm: 70;75</p>	 <p>cm: 40; 62</p> <p>cm: 32;32</p> <p>cm: 52;54</p> <p>cm: 23</p>	 <p>cm: 40; 62</p> <p>cm: 40; 62</p> <p>cm: 100</p>

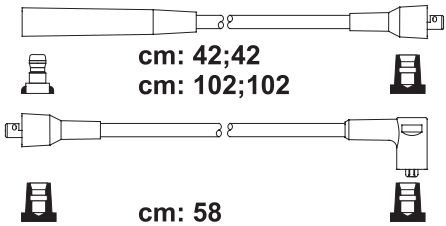
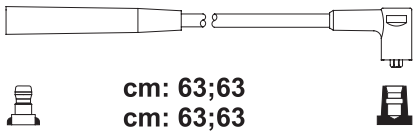
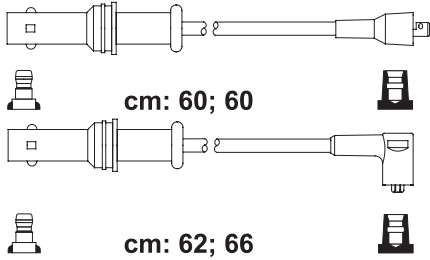
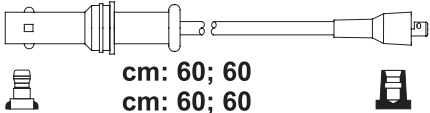
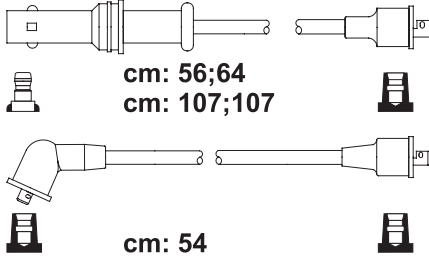
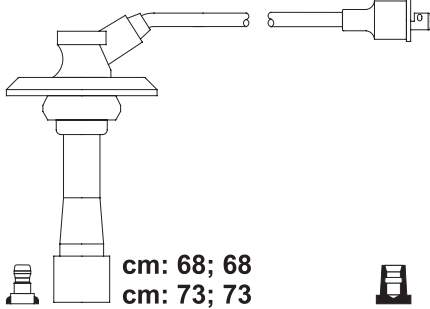
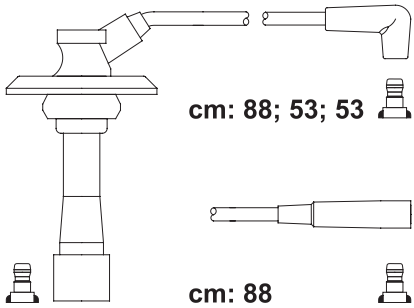
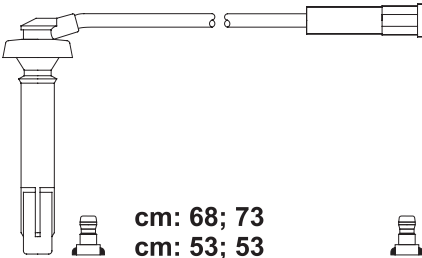
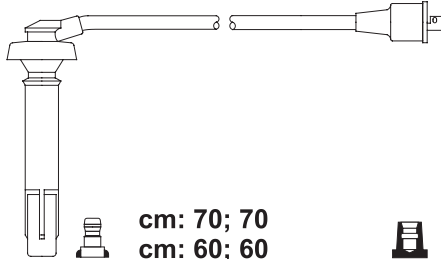
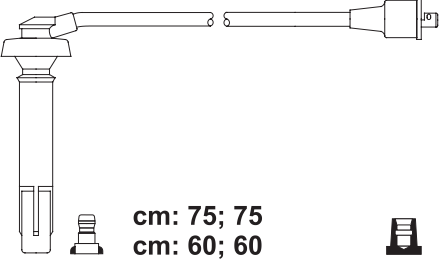
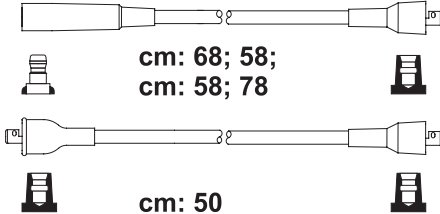
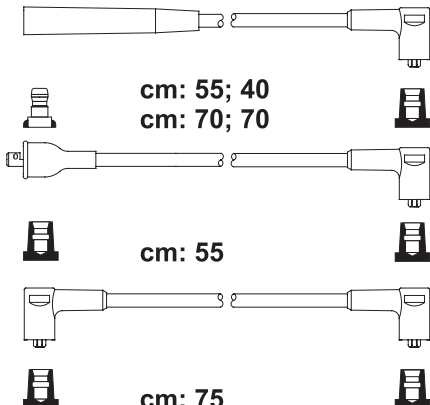
SPC5938	SPC5939	SPC5941
 <p>cm: 38; 38; 58 cm: 56; 78; 88</p>  <p>cm: 50</p>	 <p>cm: 41</p>  <p>cm: 78; 68; 58</p>  <p>cm: 48</p>	 <p>cm: 76; 96 cm: 86; 77</p>  <p>cm: 64</p>
SPC5943	SPC6111	SPC6112
 <p>cm: 46</p>  <p>cm: 56; 66; 76</p>  <p>cm: 41</p>	 <p>cm: 60; 85 cm: 40; 70</p>  <p>cm: 88</p>	 <p>cm: 68; 58; cm: 53; 43</p>  <p>cm: 25</p>
SPC6117	SPC6118	SPC6119
 <p>cm: 88; 75 cm: 65; 53</p>  <p>cm: 55</p>	 <p>cm: 62; 85 cm: 72; 50</p>  <p>cm: 50</p>  <p>cm: 83</p>	 <p>cm: 24; 43; 55</p>  <p>cm: 30</p>  <p>cm: 21</p>

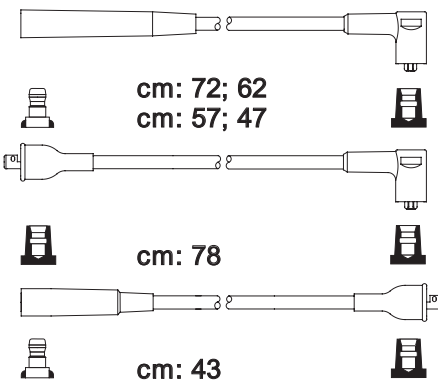
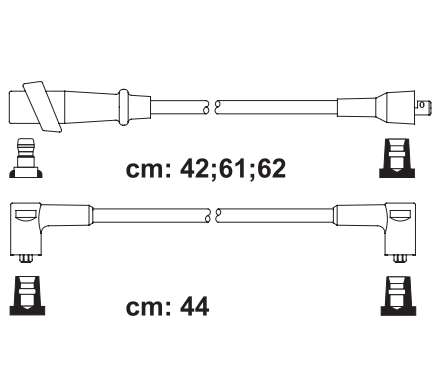
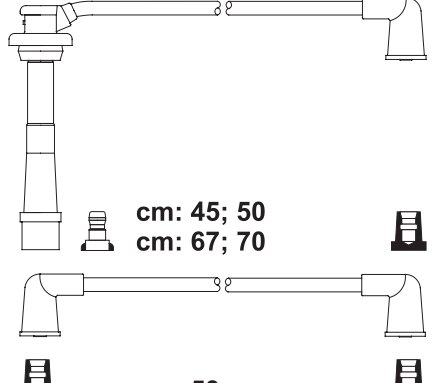
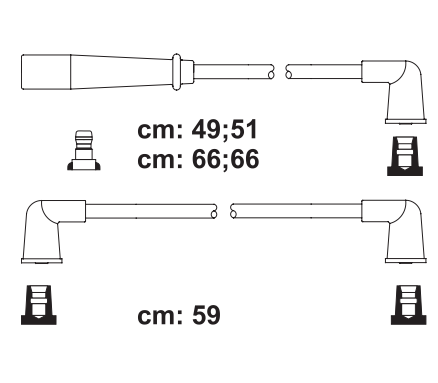
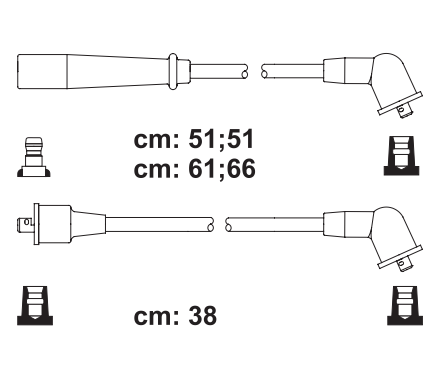
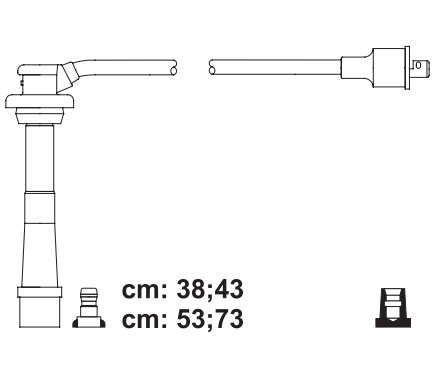
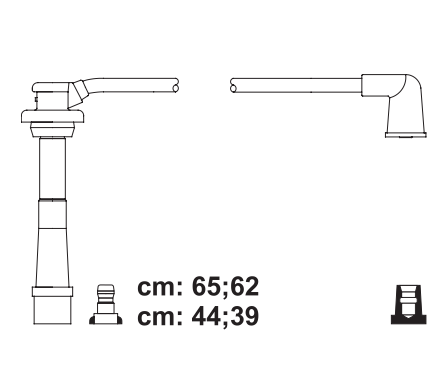
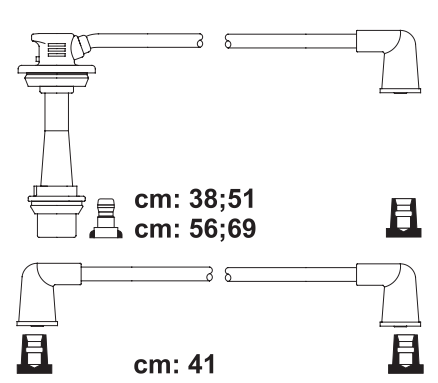
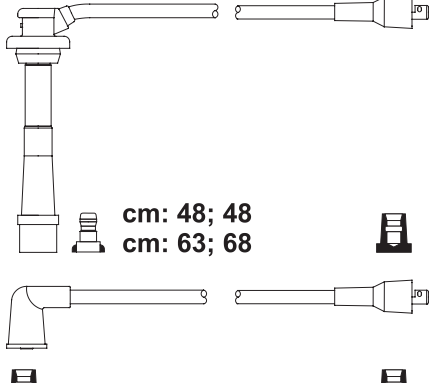
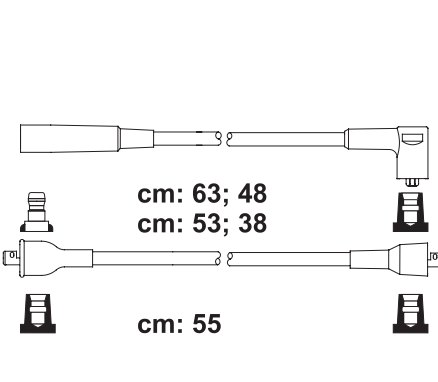
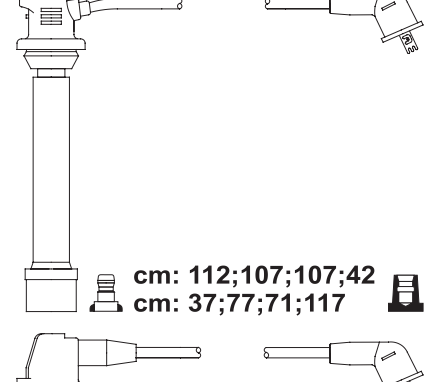
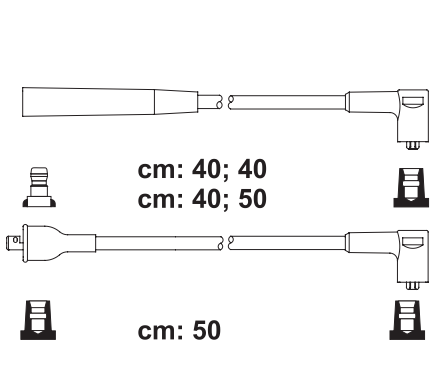
SPC6120	SPC6121	SPC6122
 <p>cm: 65; 78</p> <p>cm: 43; 60</p> <p>cm: 53; 65</p>	 <p>cm: 50; 50 cm: 50; 60</p> <p>cm: 62</p>	 <p>cm: 30; 58; 55 cm: 88; 89; 92</p> <p>cm: 37</p>
SPC6123	SPC6124	SPC6125
 <p>cm: 42; 57; 63 cm: 89; 97; 102</p> <p>cm: 37</p>	 <p>cm: 80; 67 cm: 60; 47</p> <p>cm: 64</p> <p>cm: 58</p>	 <p>cm: 68; 56 cm: 46; 33</p>
SPC6127	SPC6128	SPC6305
 <p>cm: 53; 49 cm: 38; 31</p>	 <p>cm: 87; 107; 110</p>	 <p>cm: 28; 36 cm: 58; 61</p> <p>cm: 68</p>
SPC6306	SPC6307	SPC6308
 <p>cm: 27; 40 cm: 44; 57</p> <p>cm: 48</p>	 <p>cm: 45; 28</p> <p>cm: 48; 60</p> <p>cm: 58</p>	 <p>cm: 83; 70; 98 cm: 33; 50; 63</p> <p>cm: 65; 38</p>

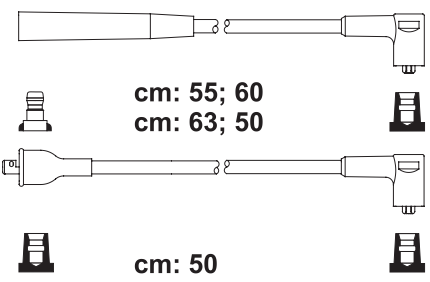
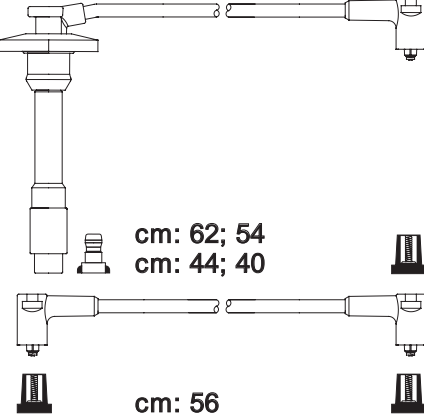
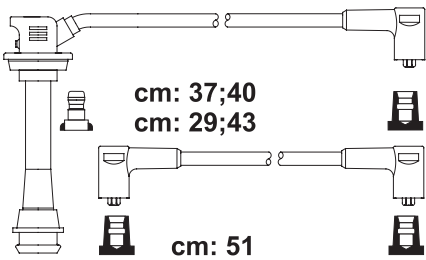
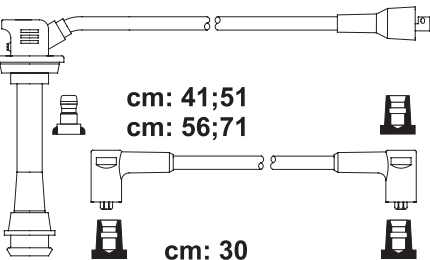
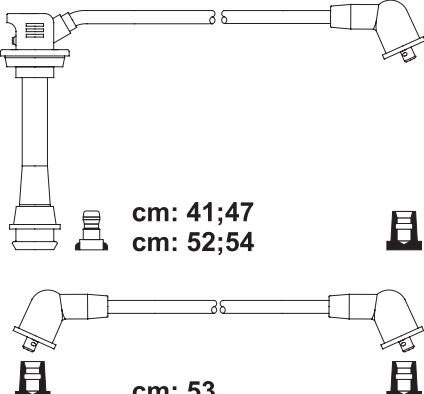
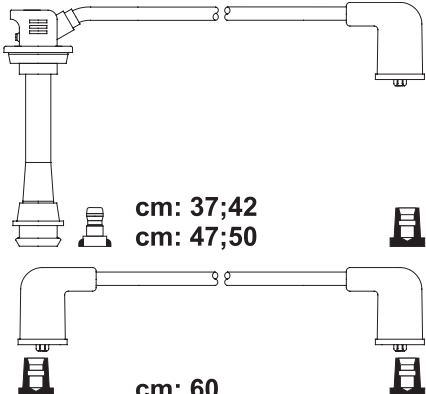
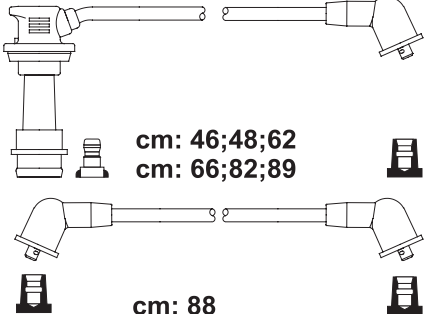
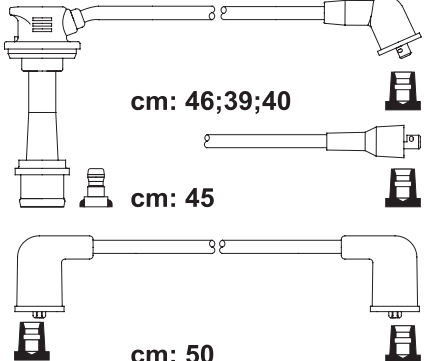
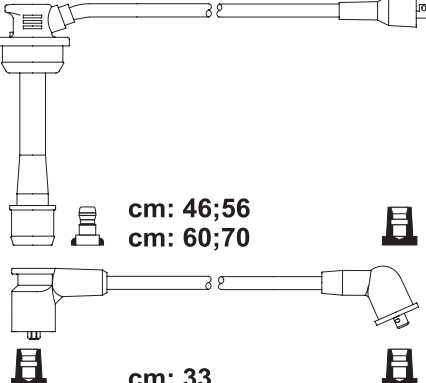
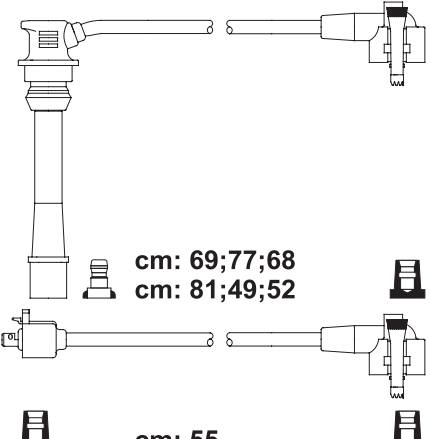
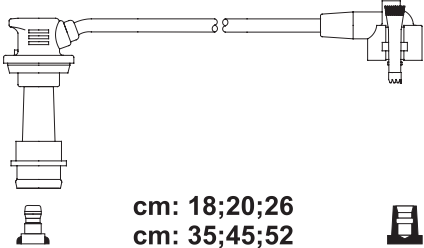
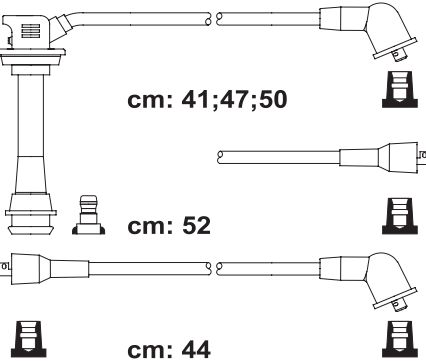
SPC6309	SPC6310	SPC6311
 <p>cm: 23; 35; 38; 51</p> <p>cm: 84</p>	 <p>cm: 53; 38</p> <p>cm: 34; 43</p>	 <p>cm: 24; 22</p> <p>cm: 22; 33</p>
SPC6312	SPC6313	SPC6314
 <p>cm: 81; 68; 65</p> <p>cm: 30; 28; 25</p>	 <p>cm: 40; 72</p> <p>cm: 55</p> <p>cm: 42; 62</p> <p>cm: 72</p> <p>cm: 50</p>	 <p>cm: 65; 53; 35</p> <p>cm: 105; 83; 78</p> <p>cm: 55</p>
SPC6318	SPC6319	SPC6320
 <p>cm: 31; 36</p> <p>cm: 59; 61</p> <p>cm: 38</p>	 <p>cm: 38; 55</p> <p>cm: 60; 67</p>	 <p>cm: 29; 29</p> <p>cm: 34; 49</p>
SPC6321	SPC6322	SPC6323
 <p>cm: 30; 30</p> <p>cm: 30; 30</p> <p>cm: 55</p>	 <p>cm: 30; 58</p> <p>cm: 50; 35</p> <p>cm: 38</p>	 <p>cm: 37; 46</p> <p>cm: 59; 61</p> <p>cm: 23</p>

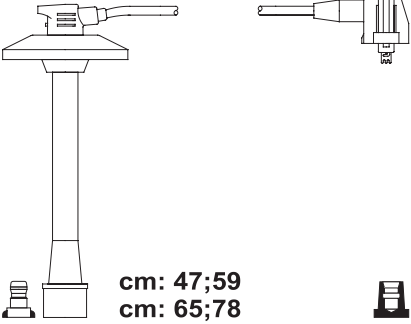
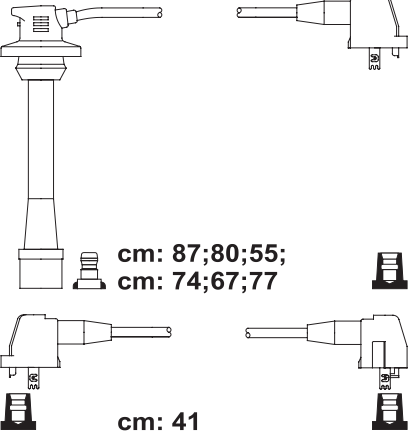
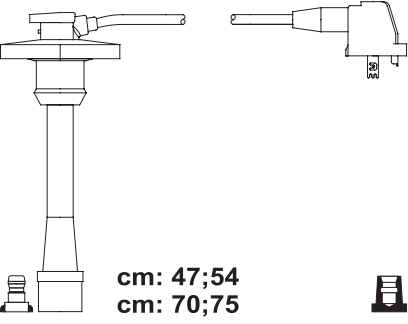
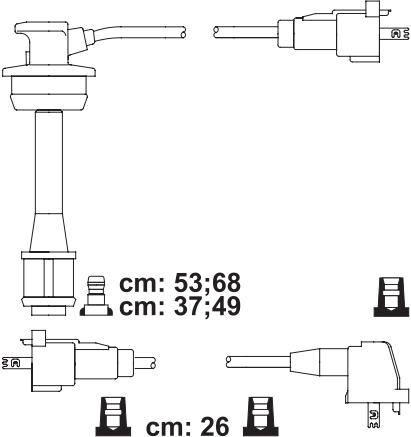
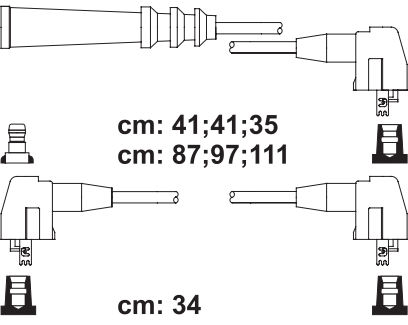
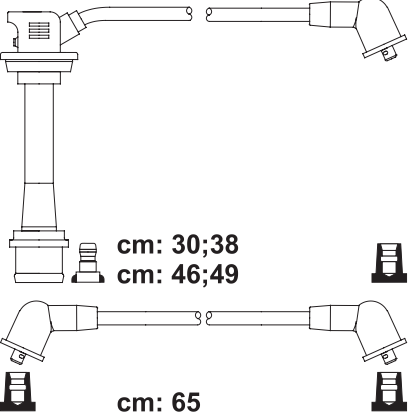
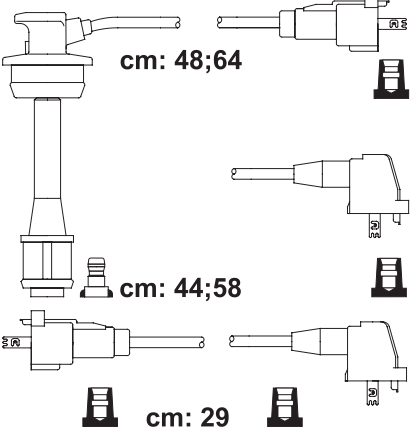
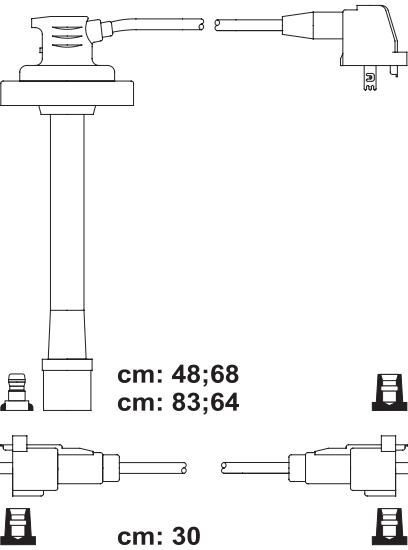
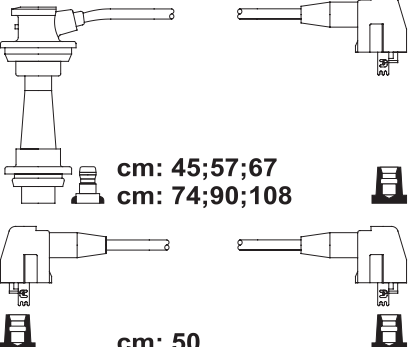
SPC6326	SPC6339	SPC6342
 <p>cm: 23; 36 cm: 46; 53</p> <p>cm: 30</p>	 <p>cm: 58; 53 cm: 38; 30</p> <p>cm: 43</p>	 <p>cm: 24;22 cm: 22;33</p>
SPC6343	SPC6344	SPC6345
 <p>cm: 24;28 cm: 34;48</p>	 <p>cm: 25;36 cm: 42;55</p> <p>cm: 88</p>	 <p>cm: 55; 60 cm: 60; 70</p>
SPC6503	SPC6505	SPC6506
 <p>cm: 31; 31 cm: 31; 31</p> <p>cm: 51</p>	 <p>cm: 78; 65 cm: 61; 48</p>	 <p>cm: 72;72;72; cm: 82;102;102</p> <p>Cm:48</p>
SPC6507	SPC6511	SPC6512
 <p>cm: 76;73;73 cm: 63;86</p> <p>cm: 63;56;53</p> <p>cm: 61</p>	 <p>cm: 53;63 cm: 73;73</p> <p>cm: 50;80</p>	 <p>cm: 80;70 cm: 60;60</p> <p>cm: 51</p>

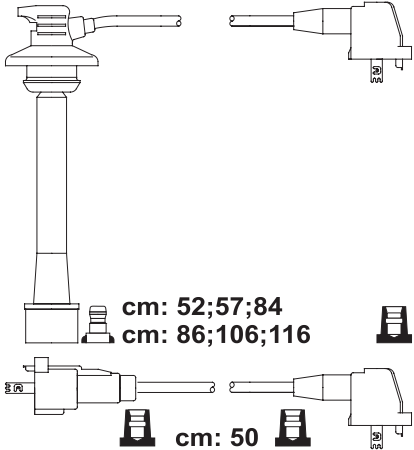
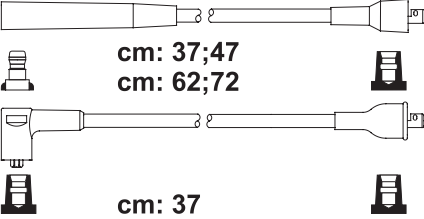
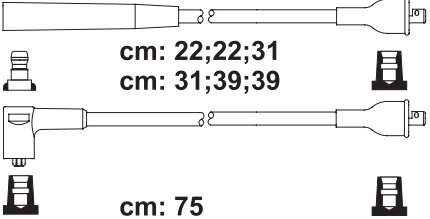
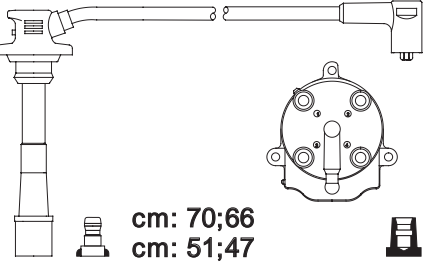
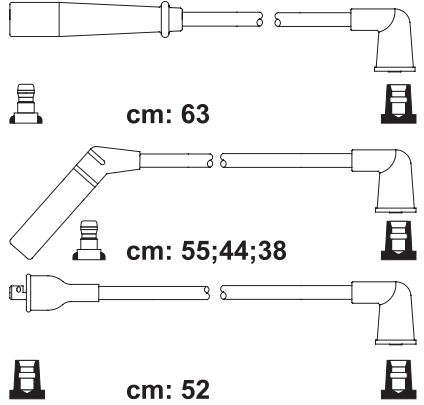
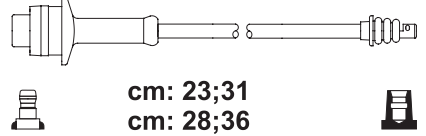
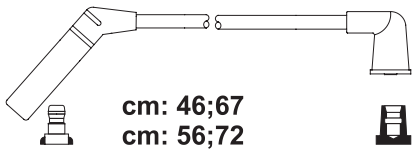
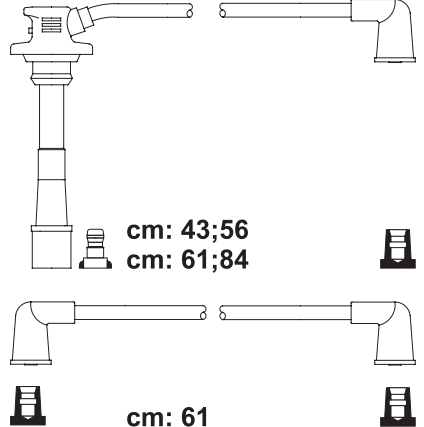
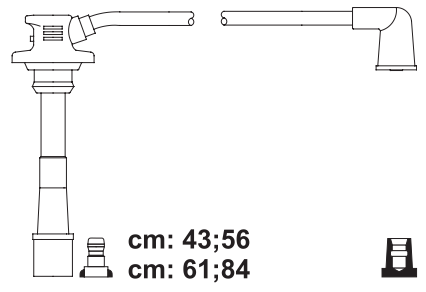
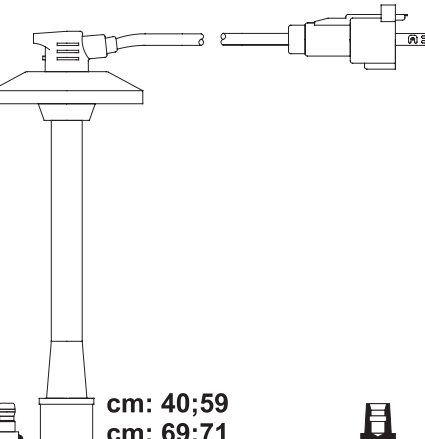
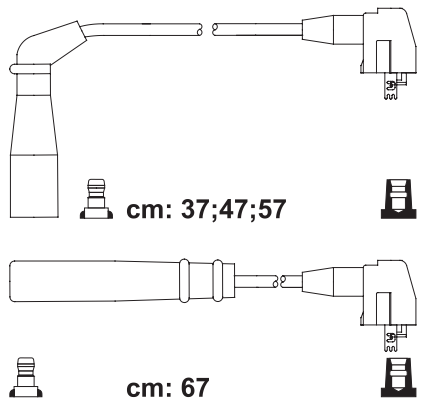
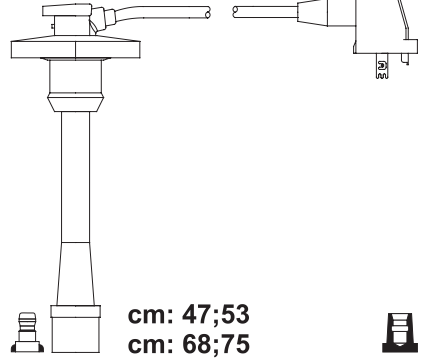
SPC6515	SPC6518	SPC6519
 <p>cm: 60;50 cm: 50;30</p> <p>cm: 75</p>	 <p>cm: 38; 40 cm: 50; 57</p> <p>cm: 41</p>	 <p>cm: 39; 39</p>
SPC6702	SPC6705	SPC6706
 <p>cm: 36;51;51 cm: 58;66;66</p>	 <p>cm: 34;48 cm: 52;65</p> <p>cm: 38</p>	 <p>cm: 60;53 cm: 38;32</p> <p>cm: 28</p>
SPC6813	SPC6825	SPC6912
 <p>cm: 77; 58 cm: 53; 42</p>	 <p>cm: 54; 59 cm: 66; 75</p>	 <p>cm: 51; 40 cm: 38; 29</p> <p>cm: 37</p>
SPC6913	SPC6914	SPC6915
 <p>cm: 50; 40 cm: 36; 26</p> <p>cm: 29</p>	 <p>cm: 66; 52 cm: 45; 37</p> <p>cm: 56</p>	 <p>cm: 61; 71 cm: 46; 25</p>

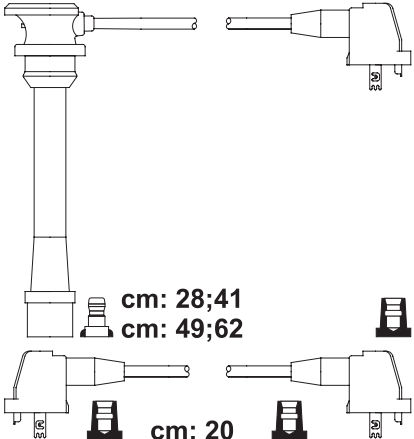
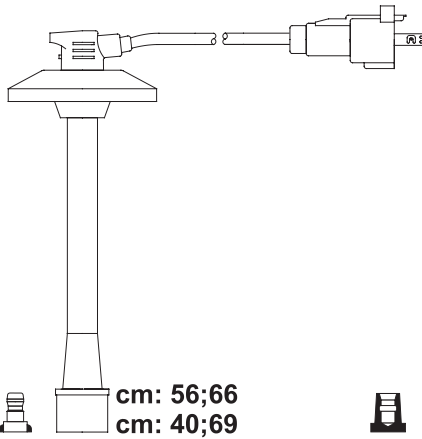
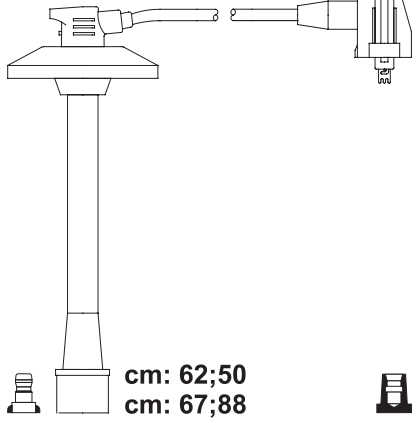
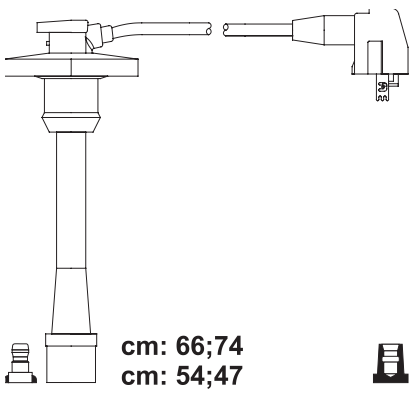
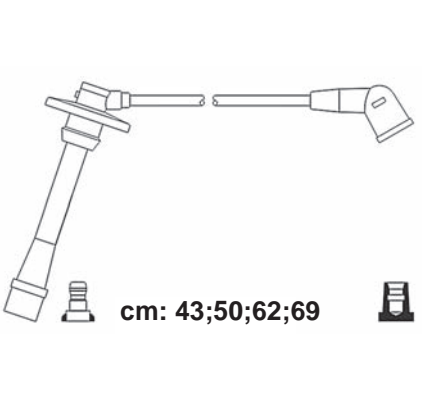
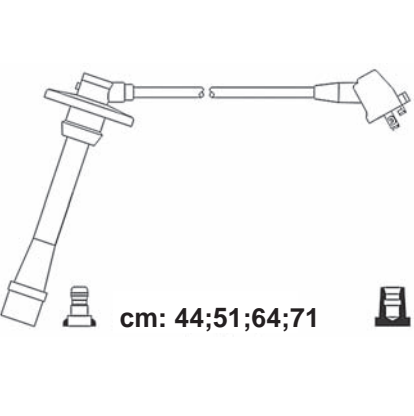
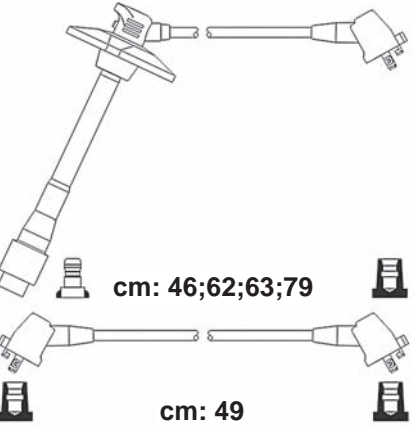
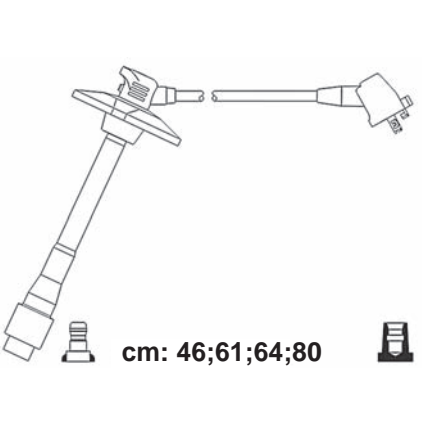
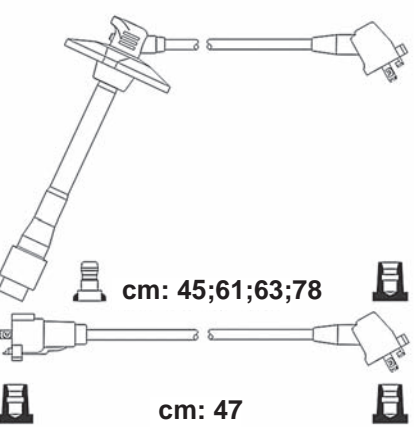
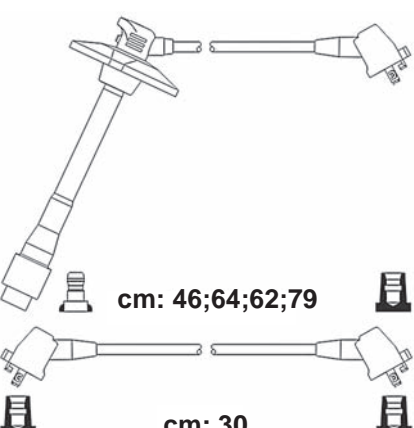
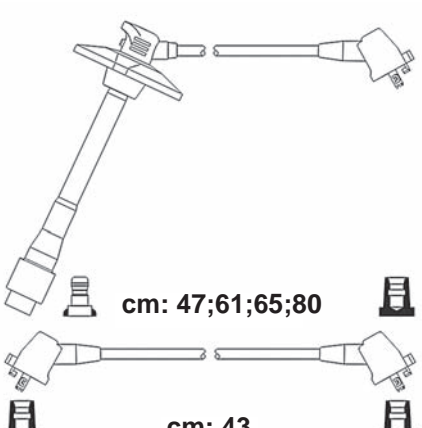
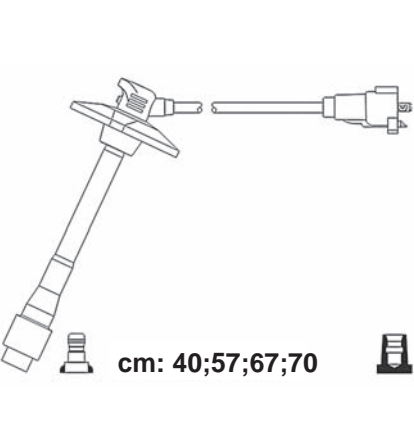
SPC7103	SPC7104	SPC7106
 <p>cm: 42;42 cm: 102;102 cm: 58</p>	 <p>cm: 63;63 cm: 63;63</p>	 <p>cm: 60; 60 cm: 62; 66</p>
SPC7107	SPC7109	SPC7110
 <p>cm: 60; 60 cm: 60; 60</p>	 <p>cm: 56;64 cm: 107;107 cm: 54</p>	 <p>cm: 68; 68 cm: 73; 73</p>
SPC7111	SPC7112	SPC7113
 <p>cm: 88; 53; 53 cm: 88</p>	 <p>cm: 68; 73 cm: 53; 53</p>	 <p>cm: 70; 70 cm: 60; 60</p>
SPC7114	SPC7302	SPC7303
 <p>cm: 75; 75 cm: 60; 60</p>	 <p>cm: 68; 58; cm: 58; 78 cm: 50</p>	 <p>cm: 55; 40 cm: 70; 70 cm: 55 cm: 75</p>

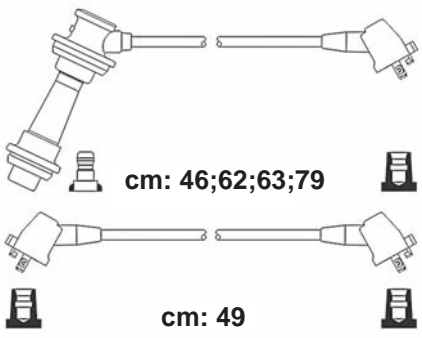
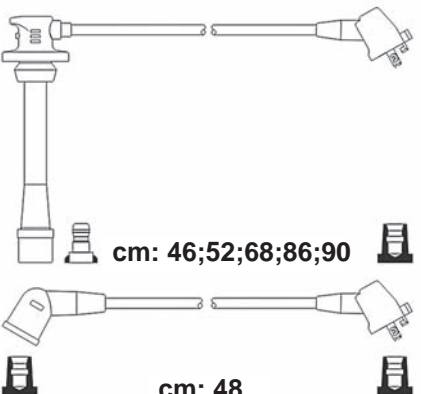
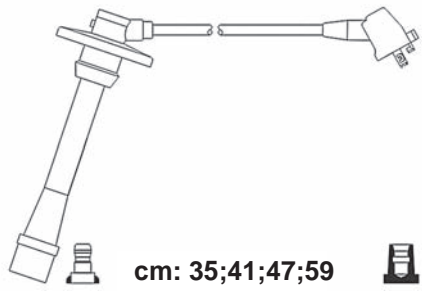
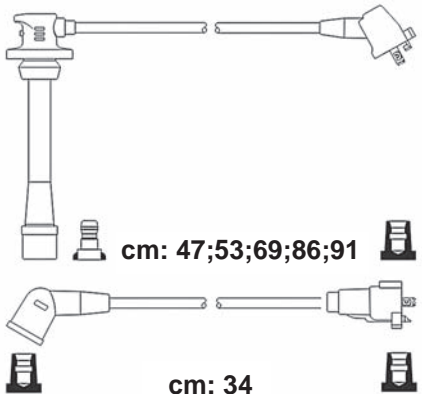
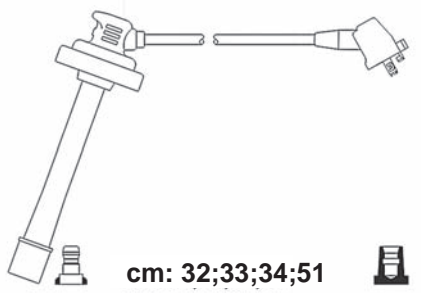
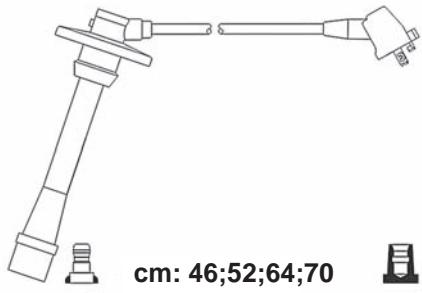
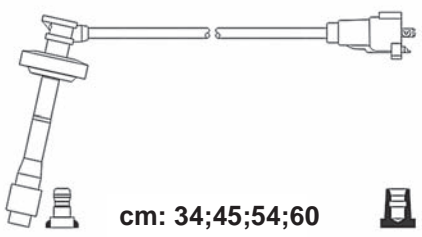
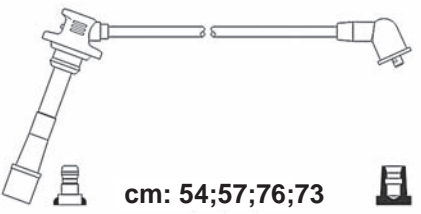
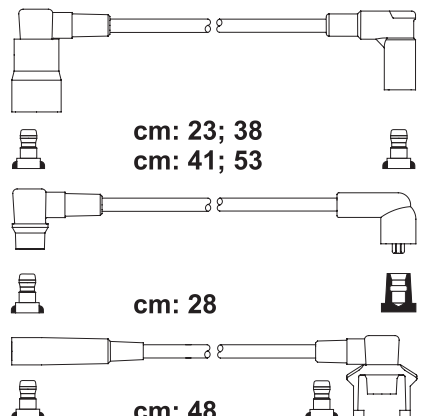
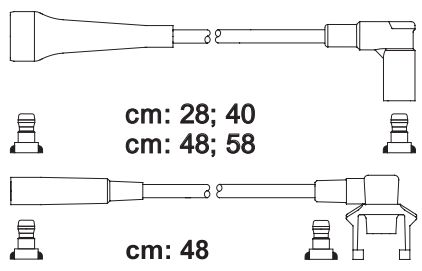
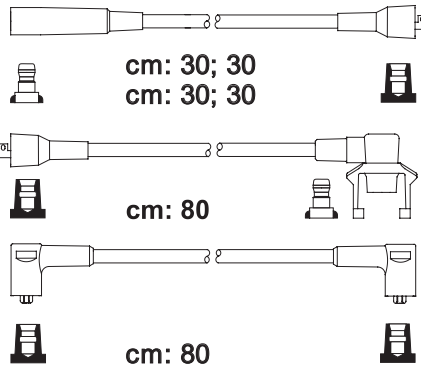
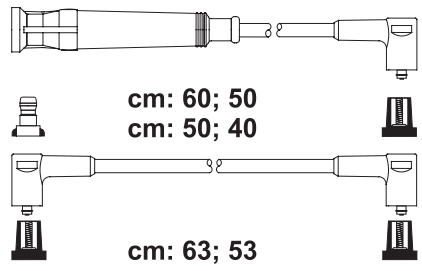
SPC7306	SPC7307	SPC7308
 <p>cm: 72; 62 cm: 57; 47</p> <p>cm: 78</p> <p>cm: 43</p>	 <p>cm: 42;61;62</p> <p>cm: 44</p>	 <p>cm: 45; 50 cm: 67; 70</p> <p>cm: 53</p>
SPC7310	SPC7311	SPC7312
 <p>cm: 49;51 cm: 66;66</p> <p>cm: 59</p>	 <p>cm: 51;51 cm: 61;66</p> <p>cm: 38</p>	 <p>cm: 38;43 cm: 53;73</p>
SPC7313	SPC7314	SPC7315
 <p>cm: 65;62 cm: 44;39</p>	 <p>cm: 38;51 cm: 56;69</p> <p>cm: 41</p>	 <p>cm: 48; 48 cm: 63; 68</p> <p>cm: 40</p>
SPC7502	SPC7503	SPC7505
 <p>cm: 63; 48 cm: 53; 38</p> <p>cm: 55</p>	 <p>cm: 112;107;107;42 cm: 37;77;71;117</p> <p>cm: 36;31</p>	 <p>cm: 40; 40 cm: 40; 50</p> <p>cm: 50</p>

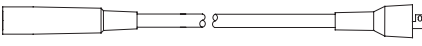
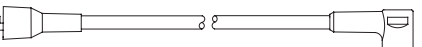
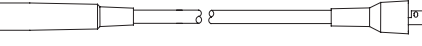
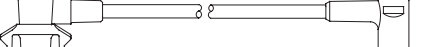
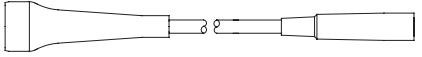
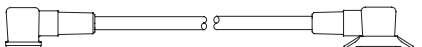
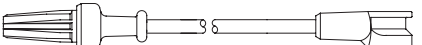
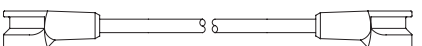

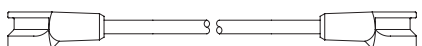

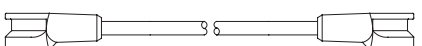

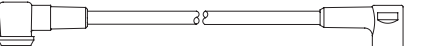
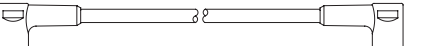
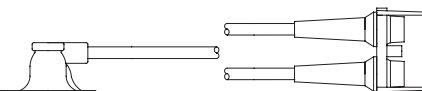

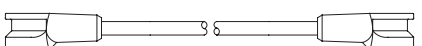
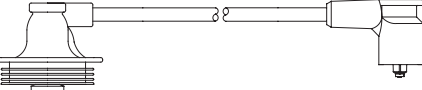
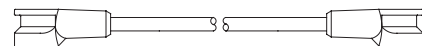
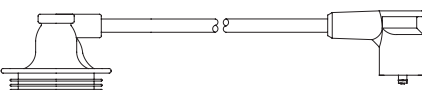
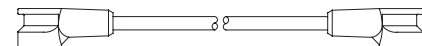

SPC7506	SPC7508	SPC7511
 <p>cm: 55; 60 cm: 63; 50</p> <p>cm: 50</p>	 <p>cm: 62; 54 cm: 44; 40</p> <p>cm: 56</p>	 <p>cm: 37;40 cm: 29;43</p> <p>cm: 51</p>
SPC7512	SPC7513	SPC7514
 <p>cm: 41;51 cm: 56;71</p> <p>cm: 30</p>	 <p>cm: 41;47 cm: 52;54</p> <p>cm: 53</p>	 <p>cm: 37;42 cm: 47;50</p> <p>cm: 60</p>
SPC7516	SPC7517	SPC7518
 <p>cm: 46;48;62 cm: 66;82;89</p> <p>cm: 88</p>	 <p>cm: 46;39;40</p> <p>cm: 45</p> <p>cm: 50</p>	 <p>cm: 46;56 cm: 60;70</p> <p>cm: 33</p>
SPC7519	SPC7520	SPC7521
 <p>cm: 69;77;68 cm: 81;49;52</p> <p>cm: 55</p>	 <p>cm: 18;20;26 cm: 35;45;52</p>	 <p>cm: 41;47;50</p> <p>cm: 52</p> <p>cm: 44</p>

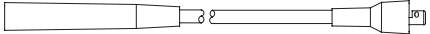
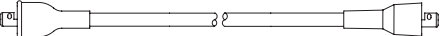
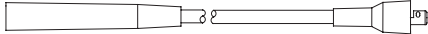
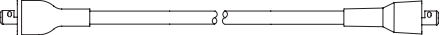
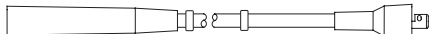
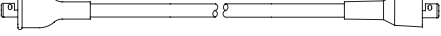
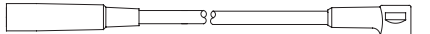
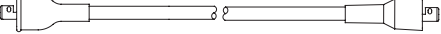



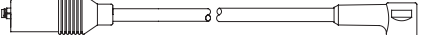

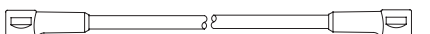

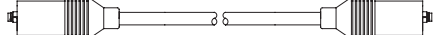
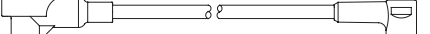
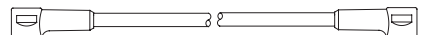
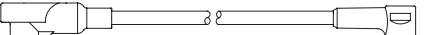
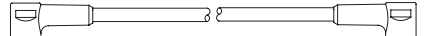
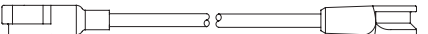

SPC7522	SPC7523	SPC7524
 <p>cm: 47;59 cm: 65;78</p>	 <p>cm: 87;80;55; cm: 74;67;77</p> <p>cm: 41</p>	 <p>cm: 47;54 cm: 70;75</p>
SPC7525	SPC7526	SPC7527
 <p>cm: 53;68 cm: 37;49</p> <p>cm: 26</p>	 <p>cm: 41;41;35 cm: 87;97;111</p> <p>cm: 34</p>	 <p>cm: 30;38 cm: 46;49</p> <p>cm: 65</p>
SPC7528	SPC7529	SPC7530
 <p>cm: 48;64</p> <p>cm: 44;58</p> <p>cm: 29</p>	 <p>cm: 48;68 cm: 83;64</p> <p>cm: 30</p>	 <p>cm: 45;57;67 cm: 74;90;108</p> <p>cm: 50</p>

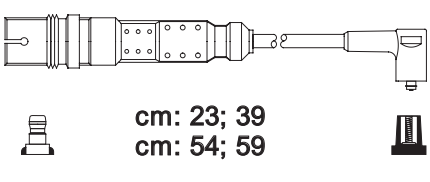
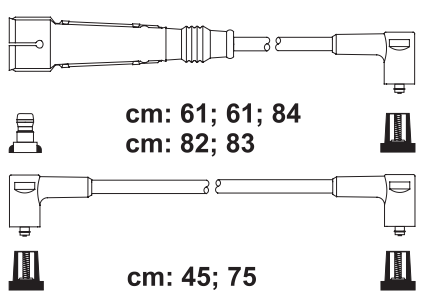
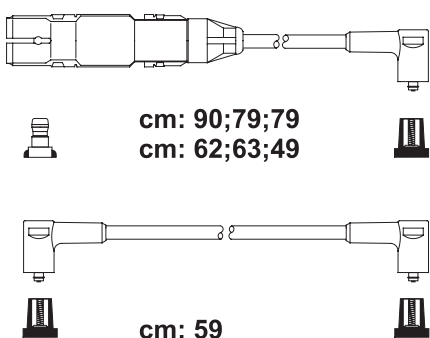
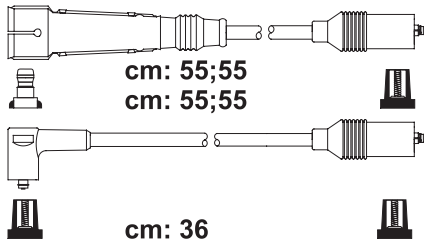
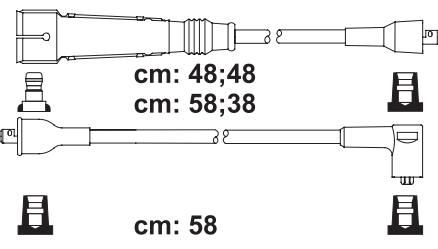
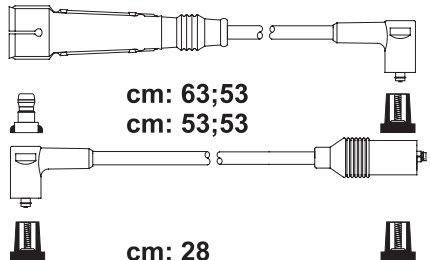
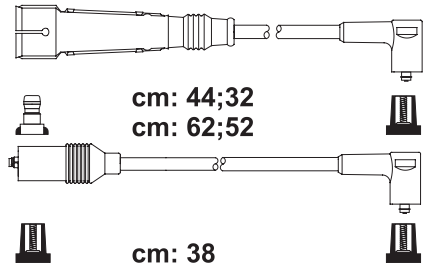
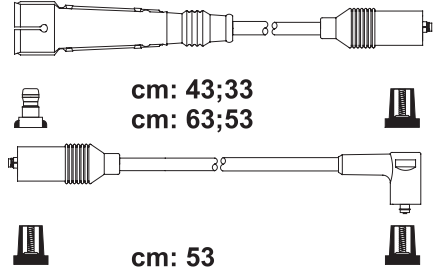
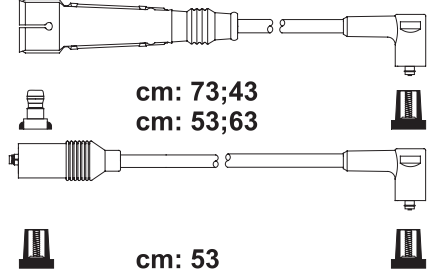
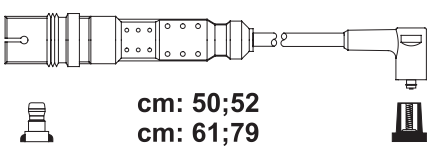
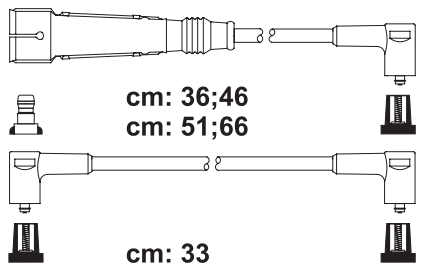
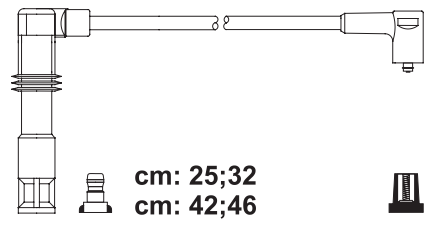
SPC7531	SPC7534	SPC7535
 <p>cm: 52;57;84 cm: 86;106;116</p> <p>cm: 50</p>	 <p>cm: 37;47 cm: 62;72</p> <p>cm: 37</p>	 <p>cm: 22;22;31 cm: 31;39;39</p> <p>cm: 75</p>
SPC7536	SPC7537	SPC7538
 <p>cm: 70;66 cm: 51;47</p>	 <p>cm: 63</p> <p>cm: 55;44;38</p> <p>cm: 52</p>	 <p>cm: 23;31 cm: 28;36</p>
SPC7540	SPC7541	SPC7542
 <p>cm: 46;67 cm: 56;72</p>	 <p>cm: 43;56 cm: 61;84</p> <p>cm: 61</p>	 <p>cm: 43;56 cm: 61;84</p>
SPC7543	SPC7544	SPC7545
 <p>cm: 40;59 cm: 69;71</p>	 <p>cm: 37;47;57</p> <p>cm: 67</p>	 <p>cm: 47;53 cm: 68;75</p>

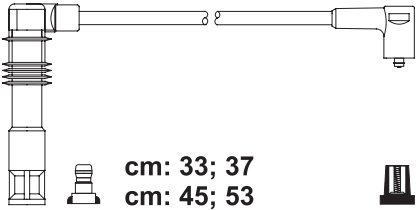
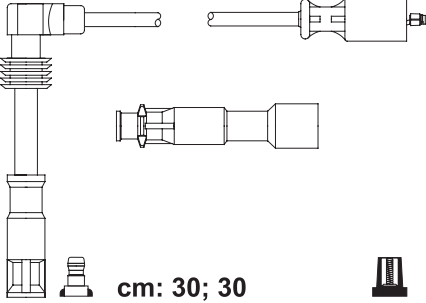
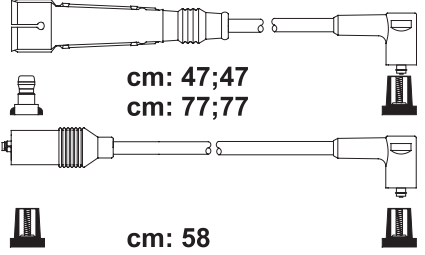
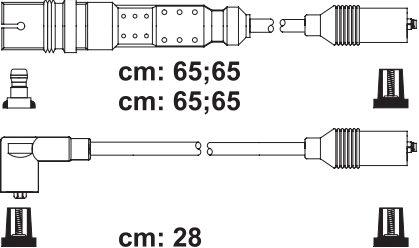
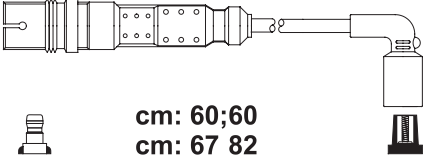
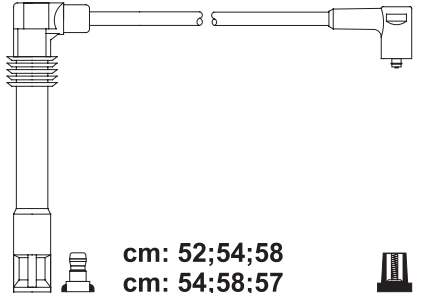
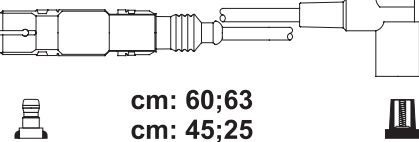
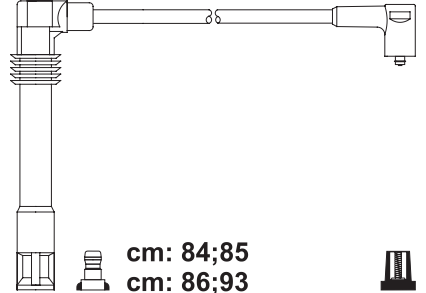
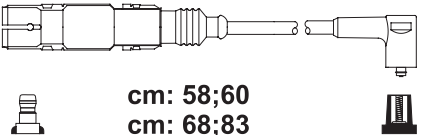
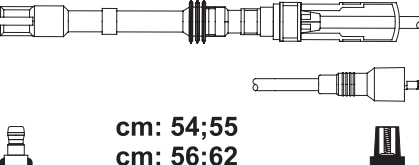
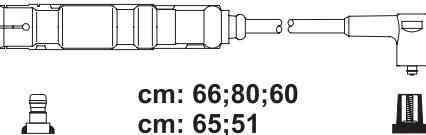
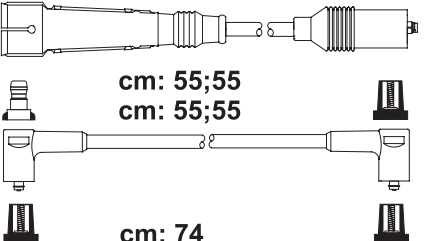
SPC7546	SPC7547	SPC7548
 <p>cm: 28;41 cm: 49;62</p> <p>cm: 20</p>	 <p>cm: 56;66 cm: 40;69</p>	 <p>cm: 62;50 cm: 67;88</p>
SPC7549	SPC7550	SPC7551
 <p>cm: 66;74 cm: 54;47</p>	 <p>cm: 43;50;62;69</p>	 <p>cm: 44;51;64;71</p>
SPC7552	SPC7553	SPC7554
 <p>cm: 46;62;63;79</p> <p>cm: 49</p>	 <p>cm: 46;61;64;80</p>	 <p>cm: 45;61;63;78</p> <p>cm: 47</p>
SPC7557	SPC7559	SPC7561
 <p>cm: 46;64;62;79</p> <p>cm: 30</p>	 <p>cm: 47;61;65;80</p> <p>cm: 43</p>	 <p>cm: 40;57;67;70</p>

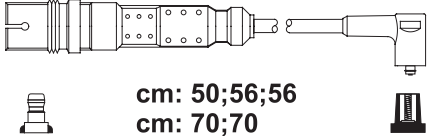
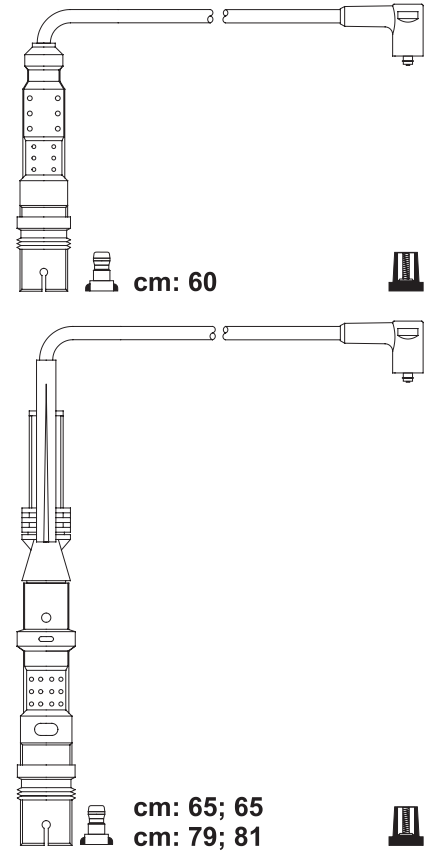
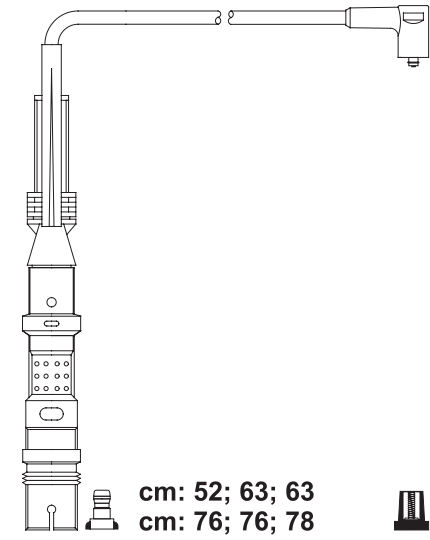
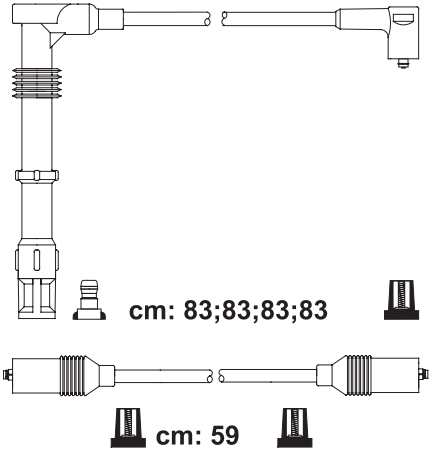
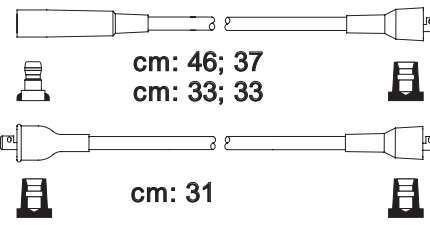
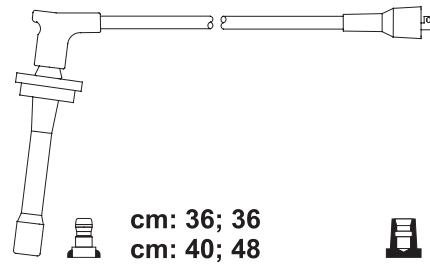
SPC7562	SPC7564	SPC7570
 <p>cm: 46;62;63;79</p> <p>cm: 49</p>	 <p>cm: 46;52;68;86;90</p> <p>cm: 48</p>	 <p>cm: 35;41;47;59</p>
SPC7572	SPC7573	SPC7574
 <p>cm: 47;53;69;86;91</p> <p>cm: 34</p>	 <p>cm: 32;33;34;51</p>	 <p>cm: 46;52;64;70</p>
SPC7575	SPC7576	SPC7801
 <p>cm: 34;45;54;60</p>	 <p>cm: 54;57;76;73</p>	 <p>cm: 23; 38 cm: 41; 53</p> <p>cm: 28</p> <p>cm: 48</p>
SPC7802	SPC7803	SPC7806
 <p>cm: 28; 40 cm: 48; 58</p> <p>cm: 48</p>	 <p>cm: 30; 30 cm: 30; 30</p> <p>cm: 80</p> <p>cm: 80</p>	 <p>cm: 60; 50 cm: 50; 40</p> <p>cm: 63; 53</p>

SPC7807	SPC7808	SPC7809
 <p>cm: 30; 30 cm: 30; 30</p>  <p>cm: 58</p>	 <p>cm: 30; 30 cm: 30; 30</p>  <p>cm: 55</p>	 <p>cm: 55; 43 cm: 38; 23</p>  <p>cm: 85</p>
SPC7811	SPC7812	SPC7813
 <p>cm: 59; 68; 86 cm: 34; 48; 61</p>  <p>cm: 39</p>	 <p>cm: 23; 32 cm: 40; 53</p>  <p>cm: 35; 71</p>	 <p>cm: 28; 38 cm: 48; 58</p>  <p>cm: 53</p>
SPC7814	SPC7815	SPC7816
 <p>cm: 78; 68 cm: 58; 58</p>  <p>cm: 93</p>  <p>cm: 55</p>	 <p>cm: 37; 36 cm: 24; 26</p>	 <p>cm: 57; 46 cm: 36; 28</p>  <p>cm: 52</p>
SPC7817	SPC7818	SPC7819
 <p>cm: 69; 61; 47 cm: 39; 29</p>  <p>cm: 53</p>	 <p>cm: 69; 61; 47 cm: 39; 29</p>  <p>cm: 53</p>	 <p>cm: 35; 35</p>

SPC7820	SPC7821	SPC7822
 <p>cm: 56; 66 cm: 66; 86</p>  <p>cm: 95</p>	 <p>cm: 96; 86; 85 cm: 65; 65; 65</p>  <p>cm: 94</p>	 <p>cm: 67; 62 cm: 52; 47</p>  <p>cm: 57</p>
SPC8002	SPC8003	SPC8004
 <p>cm: 64; 63; cm: 73; 83</p>  <p>cm: 70</p>	 <p>cm: 24; 36 cm: 54; 59</p>  <p>cm: 57</p>	 <p>cm: 34; 44 cm: 24; 54</p>  <p>cm: 53</p>
SPC8005	SPC8007	SPC8009
 <p>cm: 43; 63; 63 cm: 53; 73</p>  <p>cm: 35</p>	 <p>cm: 64; 54 cm: 54; 54</p>  <p>cm: 53</p>	 <p>cm: 49; 59 cm: 69; 79</p>  <p>cm: 54</p>
SPC8010	SPC8011	SPC8012
 <p>cm: 59; 69 cm: 79; 89</p>  <p>cm: 38</p>	 <p>cm: 44; 69 cm: 58; 66</p>	 <p>cm: 32; 35; 42 cm: 51; 59; 66</p>

SPC8013	SPC8014	SPC8016
 <p>cm: 23; 39 cm: 54; 59</p> <p>Copper >>> 9026</p>	 <p>cm: 61; 61; 84 cm: 82; 83</p> <p>cm: 45; 75</p>	 <p>cm: 90;79;79 cm: 62;63;49</p> <p>cm: 59</p>
SPC8017	SPC8019	SPC8020
 <p>cm: 55;55 cm: 55;55</p> <p>cm: 36</p>	 <p>cm: 48;48 cm: 58;38</p> <p>cm: 58</p>	 <p>cm: 63;53 cm: 53;53</p> <p>cm: 28</p>
SPC8021	SPC8022	SPC8023
 <p>cm: 44;32 cm: 62;52</p> <p>cm: 38</p>	 <p>cm: 43;33 cm: 63;53</p> <p>cm: 53</p>	 <p>cm: 73;43 cm: 53;63</p> <p>cm: 53</p>
SPC8026	SPC8027	SPC8028
 <p>cm: 50;52 cm: 61;79</p>	 <p>cm: 36;46 cm: 51;66</p> <p>cm: 33</p>	 <p>cm: 25;32 cm: 42;46</p>

SPC8029	SPC8030	SPC8032
 <p>cm: 33; 37 cm: 45; 53</p>	 <p>cm: 30; 30</p>	 <p>cm: 47;47 cm: 77;77</p> <p>cm: 58</p>
SPC8033	SPC8034	SPC8035
 <p>cm: 65;65 cm: 65;65</p> <p>cm: 28</p>	 <p>cm: 60;60 cm: 67 82</p>	 <p>cm: 52;54;58 cm: 54;58;57</p>
SPC8036	SPC8037	SPC8038
 <p>cm: 60;63 cm: 45;25</p>	 <p>cm: 84;85 cm: 86;93</p>	 <p>cm: 58;60 cm: 68;83</p>
SPC8039	SPC8040	SPC8041
 <p>cm: 54;55 cm: 56;62</p>	 <p>cm: 66;80;60 cm: 65;51</p>	 <p>cm: 55;55 cm: 55;55</p> <p>cm: 74</p>

SPC8042	SPC8043	SPC8044
 <p>cm: 50;56;56 cm: 70;70</p>	 <p>cm: 60</p> <p>cm: 65; 65 cm: 79; 81</p>	 <p>cm: 52; 63; 63 cm: 76; 76; 78</p>
SPC8045	SPC8101	SPC8103
 <p>cm: 83;83;83;83</p> <p>cm: 59</p>	 <p>cm: 46; 37 cm: 33; 33</p> <p>cm: 31</p>	 <p>cm: 36; 36 cm: 40; 48</p>

TESLA	LYNXauto	TESLA	LYNXauto	TESLA	LYNXauto	TESLA	LYNXauto
T001B	SPC5315	T117B	SPC4408	T323B	SPC7105	T533P	SPC5517
T002B	SPC8037	T118B	SPC3607	T324B	SPC7103	T534P	SPC5516
T003B	SPC8035	T120B	SPC3603	T325B	SPC7309	T535B	SPC5503
T004B	SPC8028	T121B	SPC5718	T327B	SPC7306	T536B	SPC5520
T006B	SPC8029	T122H	SPC6912	T329B	SPC6335	T540B	SPC7512
T007B	SPC5324	T123P	SPC7546	T330B	SPC7804	T541B	SPC6344
T008B	SPC5320	T124G	SPC3012	T336B	SPC2873	T542B	SPC4806
T009B	SPC5318	T125G	SPC3013	T338B	SPC2858	T543B	SPC4823
T010B	SPC5319	T128B	SPC2825	T340H	SPC4606	T544B	SPC2852
T011B	SPC5911	T129B	SPC2866	T344H	SPC6806	T545B	SPC4808
T012B	SPC5912	T132B	SPC6831	T373B	SPC6704	T547B	SPC6505
T013B	SPC4831	T133B	SPC2819	T376B	SPC7805	T548G	SPC3025
T014B	SPC1018	T135H	SPC4609	T394S	SPC4611	T549G	SPC3024
T015B	SPC1017	T139B	SPC2602	T395S	SPC4610	T551B	SPC4804
T016B	SPC8009	T140G	SPC6512	T403H	SPC4616	T553B	SPC1803
T017B	SPC8010	T142G	SPC5920	T418S	SPC4608	T554B	SPC4809
T019B	SPC8045	T143G	SPC3036	T422B	SPC7307	T555B	SPC5111
T020B	SPC1208	T144B	SPC5909	T423B	SPC7314	T557B	SPC8002
T023B	SPC1403	T146G	SPC5941	T425B	SPC1008	T558B	SPC5934
T025B	SPC1006	T147B	SPC5943	T427B	SPC1003	T559C	SPC8039
T026B	SPC1011	T149B	SPC7527	T435B	SPC6102	T560B	SPC6513
T027B	SPC1409	T158H	SPC2230	T436B	SPC6120	T561B	SPC6511
T028B	SPC1407	T159B	SPC6312	T440B	SPC1816	T564B	SPC6518
T030B	SPC1406	T160B	SPC6308	T441B	SPC1815	T565B	SPC6519
T031B	SPC1404	T161B	SPC5914	T443B	SPC2409	T569B	SPC6517
T032B	SPC1414	T163B	SPC5921	T444B	SPC2405	T570B	SPC3413
T034B	SPC8017	T164G	SPC5106	T448B	SPC2820	T572B	SPC6508
T035B	SPC8022	T165C	SPC8044	T449B	SPC2822	T574B	SPC5724
T041B	SPC8023	T167B	SPC6320	T450B	SPC2827	T576B	SPC7807
T042B	SPC8027	T166B	SPC5908	T453B	SPC2830	T578C	SPC8034
T043B	SPC8020	T194H	SPC6913	T458B	SPC4812	T579B	SPC7113
T047B	SPC8041	T196B	SPC7809	T463G	SPC5722	T580B	SPC7114
T050B	SPC8005	T197B	SPC7814	T466G	SPC3004	T581B	SPC7112
T051B	SPC1202	T199B	SPC7811	T479B	SPC3602	T582B	SPC7111
T052B	SPC5304	T204B	SPC6816	T483B	SPC7502	T583B	SPC7110
T057B	SPC8014	T218B	SPC6110	T487B	SPC5716	T585B	SPC7312
T058B	SPC5314	T222B	SPC4813	T492B	SPC6501	T589C	SPC1225
T059B	SPC8013	T227G	SPC3006	T494B	SPC6117	T590C	SPC1207
T060B	SPC8016	T228G	SPC3016	T497B	SPC6125	T594C	SPC8030
T064B	SPC8003	T233B	SPC7303	T499B	SPC6803	T595C	SPC4840
T069B	SPC5306	T235B	SPC7820	T500B	SPC5114	T596B	SPC1005
T070B	SPC5316	T241B	SPC4815	T501G	SPC2406	T597B	SPC1002
T071B	SPC5322	T243B	SPC6813	T502B	SPC5507	T598B	SPC6119
T072B	SPC5329	T244B	SPC8052	T504B	SPC5505	T599C	SPC1014
T073B	SPC8012	T250B	SPC5509	T505B	SPC5508	T602B	SPC8001
T074B	SPC8038	T254B	SPC8011	T506B	SPC5711	T603B	SPC6114
T076B	SPC8036	T255B	SPC7302	T507B	SPC5121	T605B	SPC7821
T079B	SPC8026	T256B	SPC7506	T508B	SPC4407	T606B	SPC7808
T081B	SPC8042	T258B	SPC5706	T512B	SPC7315	T611B	SPC7505
T083B	SPC8040	T259B	SPC7822	T514M	SPC4612	T614B	SPC7504
T084B	SPC8033	T260B	SPC5723	T516M	SPC4613	T619B	SPC5301
T090B	SPC5917	T269B	SPC5939	T517M	SPC4614	T620B	SPC5302
T100C	SPC1019	T270B	SPC5923	T518B	SPC7508	T625H	SPC6303
T105B	SPC6706	T280B	SPC5926	T519P	SPC7524	T628B	SPC7308
T107B	SPC2012	T284B	SPC5919	T520B	SPC7541	T629B	SPC5930
T108A	SPC6911	T287B	SPC5933	T521B	SPC7542	T630B	SPC4832
T111B	SPC2604	T290B	SPC6121	T522P	SPC7523	T645B	SPC2806
T112B	SPC2010	T304B	SPC7803	T523B	SPC3608	T657C	SPC8007
T113B	SPC7813	T311B	SPC7802	T524B	SPC5513	T669B	SPC6306
T114C	SPC1413	T320B	SPC6307	T527B	SPC4406	T670B	SPC6309
T116B	SPC1418	T321B	SPC6318	T532B	SPC5514	T671B	SPC6333

• **Cross Reference TESLA-LYNXauto**

TESLA	LYNXauto	TESLA	LYNXauto	TESLA	LYNXauto	TESLA	LYNXauto
T672H	SPC6311	T913B	SPC7106				
T694H	SPC6304	T916B	SPC7818				
T696H	SPC8103	T923B	SPC1808				
T698B	SPC1817	T924B	SPC7508				
T699B	SPC1820	T927P	SPC7543				
T707B	SPC6339	T929B	SPC5936				
T708B	SPC6319	T930H	SPC6343				
T709B	SPC6342	T934B	SPC6703				
T710B	SPC1818	T949B	SPC6320				
T711B	SPC1819	T959B	SPC6124				
T723B	SPC4816	T962B	SPC5929				
T724B	SPC6111	T964B	SPC5110				
T726G	SPC3011	T965B	SPC3037				
T728B	SPC6112	T966B	SPC7537				
T732B	SPC8019	T976B	SPC4802				
T744G	SPC3008	T980B	SPC5117				
T746P	SPC7545	T981B	SPC7107				
T749B	SPC8024	T983P	SPC7522				
T757C	SPC4807	T985B	SPC3421				
T758B	SPC5107	T986B	SPC1814				
T763B	SPC5924	T987B	SPC8011				
T765B	SPC5925	T997B	SPC4837				
T766B	SPC5910	T998B	SPC4838				
T767B	SPC6310						
T773G	SPC3030						
T777C	SPC5916						
T779C	SPC6702						
T780C	SPC5935						
T782C	SPC1412						
T784B	SPC2862						
T785B	SPC2863						
T790G	SPC3035						
T796B	SPC5116						
T797B	SPC4401						
T814B	SPC4201						
T815B	SPC6127						
T817B	SPC6122						
T829B	SPC2840						
T830B	SPC4805						
T838B	SPC6326						
T846B	SPC3408						
T847B	SPC3407						
T848B	SPC5712						
T858B	SPC7801						
T862B	SPC5928						
T866B	SPC2870						
T867S	SPC4615						
T871B	SPC5125						
T872B	SPC5112						
T875B	SPC1013						
T888B	SPC1812						
T888B	SPC1807						
T892B	SPC1806						
T894G	SPC5115						
T900B	SPC6323						
T901B	SPC5521						
T902B	SPC5512						
T903B	SPC5515						
T905B	SPC6118						
T906B	SPC6108						
T909B	SPC6305						

BERU	LYNXauto	BERU	LYNXauto	BERU	LYNXauto	BERU	LYNXauto
ZE 575	SPC7806	ZEF 751	SPC6105	ZEF 890	SPC5728	ZEF 1021	SPC4815
ZE 719	SPC1404	ZEF 752	SPC6108	ZEF 891	SPC5711	ZEF 1023	SPC4832
ZE 721	SPC1409	ZEF 756	SPC6112	ZEF 892	SPC5718	ZEF 1025	SPC4824
ZE 727	SPC1406	ZEF 757	SPC6328	ZEF 893	SPC5719	ZEF 1026	SPC4809
ZE 738	SPC1403	ZEF 758	SPC6501	ZEF 894	SPC5723	ZEF 1029	SPC4816
ZE 765	SPC8012	ZEF 759	SPC6330	ZEF 895	SPC5727	ZEF 1030	SPC4818
ZE 1200	SPC1415	ZEF 761	SPC6333	ZEF 900	SPC5720	ZEF 1032	SPC1001
ZEF 351	SPC7302	ZEF 762	SPC6114	ZEF 903	SPC7109	ZEF 1033	SPC1005
ZEF 363	SPC5307	ZEF 763	SPC6335	ZEF 904	SPC7107	ZEF 1036	SPC1015
ZEF 404	SPC8006	ZEF 765	SPC7502	ZEF 907	SPC7103	ZEF 1037	SPC1022
ZEF 405	SPC8001	ZEF 772	SPC8002	ZEF 910	SPC7308	ZEF 1040	SPC1011
ZEF 406	SPC5313	ZEF 773	SPC5714	ZEF 911	SPC7526	ZEF 1041	SPC4826
ZEF 425	SPC1410	ZEF 776	SPC7303	ZEF 913	SPC7311	ZEF 1042	SPC4828
ZEF 432	SPC8031	ZEF 778	SPC7505	ZEF 915	SPC7312	ZEF 1044	SPC6813
ZEF 435	SPC5301	ZEF 779	SPC2840	ZEF 917	SPC7522	ZEF 1046	SPC2847
ZEF 437	SPC5304	ZEF 781	SPC3023	ZEF 918	SPC7519	ZEF 1048	SPC2819
ZEF 463	SPC5315	ZEF 784	SPC3008	ZEF 919	SPC7523	ZEF 1049	SPC6111
ZEF 466	SPC5306	ZEF 785	SPC4804	ZEF 920	SPC7542	ZEF 1052	SPC4802
ZEF 470	SPC5303	ZEF 788	SPC6117	ZEF 923	SPC7524	ZEF 1053	SPC2825
ZEF 471	SPC5314	ZEF 789	SPC6118	ZEF 924	SPC7548	ZEF 1055	SPC4813
ZEF 473	SPC5309	ZEF 791	SPC6121	ZEF 927	SPC7513	ZEF 1058	SPC6802
ZEF 493	SPC1411	ZEF 792	SPC6124	ZEF 931	SPC7518	ZEF 1059	SPC2808
ZEF 518	SPC7810	ZEF 793	SPC6125	ZEF 934	SPC7545	ZEF 1064	SPC4806
ZEF 558	SPC5316	ZEF 795	SPC6127	ZEF 941	SPC7531	ZEF 1066	SPC2871
ZEF 561	SPC8022	ZEF 796	SPC7807	ZEF 942	SPC7530	ZEF 1074	SPC4834
ZEF 567	SPC8009	ZEF 799	SPC6344	ZEF 943	SPC7503	ZEF 1077	SPC4801
ZEF 568	SPC5911	ZEF 800	SPC6339	ZEF 944	SPC7528	ZEF 1081	SPC3421
ZEF 569	SPC5915	ZEF 801	SPC1002	ZEF 945	SPC7529	ZEF 1082	SPC5516
ZEF 570	SPC7822	ZEF 802	SPC1003	ZEF 947	SPC7547	ZEF 1085	SPC7525
ZEF 573	SPC5908	ZEF 803	SPC1004	ZEF 948	SPC7546	ZEF 1090	SPC5909
ZEF 579	SPC6806	ZEF 810	SPC5722	ZEF 948	SPC7546	ZEF 1091	SPC5919
ZEF 580	SPC5939	ZEF 811	SPC6512	ZEF 951	SPC7544	ZEF 1091	SPC5919
ZEF 585	SPC5305	ZEF 812	SPC6913	ZEF 953	SPC7515	ZEF 1094	SPC6320
ZEF 597	SPC5324	ZEF 814	SPC7802	ZEF 958	SPC7538	ZEF 1095	SPC4401
ZEF 598	SPC5320	ZEF 825	SPC2409	ZEF 967	SPC4835	ZEF 1099	SPC3407
ZEF 607	SPC1407	ZEF 827	SPC2405	ZEF 968	SPC4807	ZEF 1105	SPC1815
ZEF 627	SPC5905	ZEF 829	SPC2410	ZEF 969	SPC1013	ZEF 1107	SPC5507
ZEF 634	SPC5326	ZEF 830	SPC2406	ZEF 978	SPC2873	ZEF 1108	SPC7106
ZEF 641	SPC5321	ZEF 832	SPC2404	ZEF 979	SPC2869	ZEF 1111	SPC7543
ZEF 719	SPC3006	ZEF 835	SPC1817	ZEF 980	SPC2838	ZEF 1113	SPC6319
ZEF 720	SPC4805	ZEF 836	SPC3419	ZEF 981	SPC2870	ZEF 1114	SPC5115
ZEF 722	SPC2822	ZEF 838	SPC3415	ZEF 982	SPC4829	ZEF 1115	SPC3011
ZEF 724	SPC5931	ZEF 839	SPC3413	ZEF 983	SPC4808	ZEF 1117	SPC8013
ZEF 727	SPC5925	ZEF 841	SPC3420	ZEF 987	SPC5317	ZEF 1118	SPC5929
ZEF 728	SPC6305	ZEF 844	SPC6510	ZEF 988	SPC5323	ZEF 1119	SPC5910
ZEF 729	SPC6306	ZEF 847	SPC3410	ZEF 990	SPC8028	ZEF 1120	SPC5927
ZEF 730	SPC6307	ZEF 850	SPC3607	ZEF 991	SPC8037	ZEF 1121	SPC5937
ZEF 731	SPC6309	ZEF 851	SPC5512	ZEF 992	SPC5932	ZEF 1122	SPC5938
ZEF 732	SPC7801	ZEF 853	SPC3603	ZEF 996	SPC5933	ZEF 1124	SPC5928
ZEF 734	SPC7803	ZEF 856	SPC5116	ZEF 997	SPC5936	ZEF 1125	SPC1012
ZEF 735	SPC6318	ZEF 858	SPC4403	ZEF 998	SPC5934	ZEF 1127	SPC1209
ZEF 736	SPC6322	ZEF 859	SPC5107	ZEF 1001	SPC5122	ZEF 1129	SPC1819
ZEF 737	SPC6325	ZEF 866	SPC5121	ZEF 1002	SPC5112	ZEF 1130	SPC5513
ZEF 738	SPC6326	ZEF 869	SPC5110	ZEF 1003	SPC3414	ZEF 1133	SPC5920
ZEF 739	SPC2201	ZEF 870	SPC5111	ZEF 1009	SPC4812	ZEF 1134	SPC7820
ZEF 740	SPC2202	ZEF 873	SPC5113	ZEF 1011	SPC2830	ZEF 1136	SPC3608
ZEF 741	SPC2204	ZEF 875	SPC5511	ZEF 1012	SPC2828	ZEF 1137	SPC1818
ZEF 743	SPC2207	ZEF 877	SPC5515	ZEF 1014	SPC2862	ZEF 1140	SPC4407
ZEF 744	SPC2208	ZEF 879	SPC5508	ZEF 1015	SPC2863	ZEF 1142	SPC1820
ZEF 745	SPC6102	ZEF 880	SPC5505	ZEF 1016	SPC4823	ZEF 1144	SPC3602
ZEF 746	SPC6109	ZEF 887	SPC5510	ZEF 1017	SPC2848	ZEF 1148	SPC8010
				ZEF 1019	SPC4821	ZEF 1149	SPC8023

• Cross Reference BERU-LYNXauto

BERU	LYNXauto	BERU	LYNXauto	BERU	LYNXauto	BERU	LYNXauto
ZEF 1150	SPC8032	ZEF 1301	SPC3805				
ZEF 1151	SPC8003	ZEF 1304	SPC7527				
ZEF 1152	SPC5917	ZEF 1313	SPC7535				
ZEF 1153	SPC5916	ZEF 1325	SPC3408				
ZEF 1155	SPC5935	ZEF 1327	SPC2010				
ZEF 1156	SPC5912	ZEF 1328	SPC5503				
ZEF 1157	SPC8011	ZEF 1340	SPC2604				
ZEF 1161	SPC5930	ZEF 1348	SPC1014				
ZEF 1162	SPC5940	ZEF 1365	SPC4840				
ZEF 1163	SPC6323	ZEF 1367	SPC8030				
ZEF 1164	SPC6122	ZEF 1370	SPC7508				
ZEF 1165	SPC6308	ZEF 1372	SPC5509				
ZEF 1166	SPC5117	ZEF 1373	SPC5120				
ZEF 1168	SPC6706	ZEF 1376	SPC5716				
ZEF 1169	SPC6703	ZEF 1377	SPC5712				
ZEF 1170	SPC4836	ZEF 1380	SPC5327				
ZEF 1171	SPC1207	ZEF 1382	SPC5914				
ZEF 1173	SPC3030	ZEF 1384	SPC5926				
ZEF 1177	SPC1225	ZEF 1385	SPC7105				
ZEF 1178	SPC3010	ZEF 1387	SPC5514				
ZEF 1181	SPC4837	ZEF 1391	SPC7808				
ZEF 1182	SPC1412	ZEF 1392	SPC6120				
ZEF 1183	SPC1414	ZEF 1399	SPC1417				
ZEF 1184	SPC8038	ZEF 1409	SPC2602				
ZEF 1185	SPC6311	ZEF 1412	SPC5328				
ZEF 1186	SPC6310	ZEF 1442	SPC5322				
ZEF 1187	SPC8029	ZEF 1450	SPC5318				
ZEF 1188	SPC1413	ZEF 1485	SPC4408				
ZEF 1189	SPC8027	ZEF 1488	SPC5329				
ZEF 1190	SPC7814	ZEF 1503	SPC6515				
ZEF 1193	SPC7813	ZEF 1505	SPC6514				
ZEF 1194	SPC8017	ZEF 1528	SPC7111				
ZEF 1195	SPC1208	ZEF 1608	SPC1807				
ZEF 1196	SPC8040	ZEF 1608	SPC1812				
ZEF 1198	SPC8041						
ZEF 1199	SPC8033						
ZEF 1200	SPC7506						
ZEF 1201	SPC4838						
ZEF 1211	SPC5106						
ZEF 1212	SPC3016						
ZEF 1214	SPC7821						
ZEF 1218	SPC8005						
ZEF 1219	SPC8035						
ZEF 1220	SPC8014						
ZEF 1224	SPC8036						
ZEF 1226	SPC3036						
ZEF 1228	SPC5124						
ZEF 1230	SPC8043						
ZEF 1231	SPC7817						
ZEF 1232	SPC7815						
ZEF 1233	SPC8044						
ZEF 1245	SPC7110						
ZEF 1251	SPC6342						
ZEF 1252	SPC5123						
ZEF 1253	SPC3021						
ZEF 1255	SPC8034						
ZEF 1256	SPC6119						
ZEF 1260	SPC8016						
ZEF 1261	SPC7812						
ZEF 1264	SPC3004						
ZEF 1269	SPC7307						

NGK	LYNXauto	NGK	LYNXauto	NGK	LYNXauto	NGK	LYNXauto
RC-AD202	SPC8017	RC-FD535	SPC3016	RC-HD403	SPC5706	RC-OP409	SPC5943
RC-AD204	SPC8012	RC-FD537	SPC3008	RC-HD405	SPC7506	RC-OP412	SPC5921
RC-AD205	SPC1207	RC-FD537	SPC5106	RC-HD407	SPC3602	RC-OP414	SPC5914
RC-AD206	SPC1225	RC-FD544	SPC3010	RC-HD407	SPC3607	RC-OP415	SPC5939
RC-AD208	SPC1208	RC-FD546	SPC3006	RC-HE57	SPC6505	RC-OP415	SPC5910
RC-AD208	SPC1209	RC-FD548	SPC3030	RC-HE57	SPC6513	RC-OP418	SPC5923
RC-AD209	SPC1202	RC-FD603	SPC5112	RC-HE64	SPC3408	RC-OP430	SPC5922
RC-AD211	SPC8005	RC-FD605	SPC7502	RC-HE71	SPC6509	RC-OP440	SPC5916
RC-AD212	SPC8006	RC-FD606	SPC2604	RC-HE73	SPC3407	RC-OP450	SPC5917
RC-AD215	SPC8013	RC-FD803	SPC3020	RC-HE73	SPC3415	RC-OP466	SPC5915
RC-AD218	SPC8035	RC-FD807	SPC3011	RC-HE80	SPC3410	RC-PG412	SPC6127
RC-AR204	SPC1006	RC-FD807	SPC5114	RC-KA404	SPC4403	RC-PG601	SPC6117
RC-AR403	SPC1002	RC-FD816	SPC3021	RC-LC201	SPC4809	RC-PG601	SPC6328
RC-AR404	SPC1001	RC-FD817	SPC3005	RC-LC401	SPC2872	RC-PG602	SPC6119
RC-AR407	SPC5722	RC-FD820	SPC3013	RC-LC403	SPC4814	RC-PG603	SPC6118
RC-AR410	SPC1004	RC-FD826	SPC3023	RC-LC403	SPC4820	RC-PG604	SPC6108
RC-AR411	SPC1009	RC-FD827	SPC3025	RC-LC406	SPC4822	RC-PG605	SPC6114
RC-AR605	SPC1012	RC-FD833	SPC3024	RC-LC602	SPC4830	RC-PG608	SPC6111
RC-AR901	SPC1013	RC-FE21	SPC7303	RC-LC604	SPC4832	RC-PG609	SPC6123
RC-AR907	SPC1010	RC-FE22	SPC7104	RC-LC606	SPC4815	RC-PG611	SPC6124
RC-AR908	SPC1011	RC-FE30	SPC7105	RC-LC610	SPC4829	RC-PG612	SPC6109
RC-AR911	SPC1005	RC-FT201	SPC4807	RC-LC613	SPC4834	RC-PG614	SPC6333
RC-AR916	SPC1008	RC-FT203	SPC4831	RC-LC614	SPC4826	RC-PG616	SPC6121
RC-AT401	SPC6502	RC-FT402	SPC4812	RC-LC616	SPC4828	RC-RN401	SPC6332
RC-AT402	SPC6503	RC-FT405	SPC6501	RC-LD301	SPC4609	RC-RN402	SPC6331
RC-AT404	SPC6504	RC-FT407	SPC6802	RC-LD302	SPC4606	RC-RN601	SPC6342
RC-BW210	SPC7806	RC-FT409	SPC2820	RC-LD401	SPC4605	RC-RN602	SPC6312
RC-BW213	SPC1407	RC-FT414	SPC2838	RC-LV323	SPC6516	RC-RN603	SPC6310
RC-BW223	SPC1404	RC-FT417	SPC2819	RC-MB201	SPC5317	RC-RN604	SPC6330
RC-BW223	SPC1409	RC-FT417	SPC2826	RC-MB203	SPC5318	RC-RN605	SPC6309
RC-BW226	SPC1408	RC-FT417	SPC2830	RC-MB206	SPC5304	RC-RN606	SPC6311
RC-BW228	SPC8001	RC-FT422	SPC7534	RC-MB207	SPC5301	RC-RN607	SPC6339
RC-BW230	SPC1403	RC-FT427	SPC2835	RC-MB208	SPC7505	RC-RN608	SPC7815
RC-CR302	SPC4202	RC-FT428	SPC2873	RC-MB209	SPC5303	RC-RN617	SPC6307
RC-CR305	SPC2602	RC-FT435	SPC2825	RC-MB209	SPC5311	RC-RN618	SPC6326
RC-CR310	SPC4201	RC-FT442	SPC2869	RC-MB211	SPC5302	RC-RN619	SPC6322
RC-CR601	SPC6125	RC-FT444	SPC5513	RC-MB211	SPC5316	RC-RN620	SPC7808
RC-CR602	SPC6813	RC-FT446	SPC2808	RC-MB213	SPC5320	RC-RN628	SPC7802
RC-CT401	SPC2201	RC-FT601	SPC2871	RC-MB216	SPC5314	RC-RN632	SPC6325
RC-CT402	SPC2206	RC-FT601	SPC4804	RC-MB217	SPC5305	RC-RN637	SPC6318
RC-CT411	SPC6110	RC-FT603	SPC4806	RC-MB218	SPC5306	RC-RN640	SPC7803
RC-CT412	SPC6122	RC-FT603	SPC4823	RC-MB222	SPC5319	RC-RN640	SPC7807
RC-CT601	SPC6112	RC-FT603	SPC4824	RC-ME54	SPC5716	RC-RN644	SPC6306
RC-CT602	SPC6101	RC-FT604	SPC2863	RC-ME59	SPC5509	RC-RN645	SPC6323
RC-CT603	SPC6335	RC-FT605	SPC4817	RC-ME59	SPC5511	RC-RN646	SPC6305
RC-CT604	SPC6120	RC-FT605	SPC4821	RC-ME64	SPC5507	RC-RN648	SPC7814
RC-CT611	SPC2207	RC-FT606	SPC4816	RC-ME64	SPC5508	RC-RN649	SPC6324
RC-CT611	SPC6102	RC-FT609	SPC2806	RC-ME71	SPC5527	RC-RN650	SPC6314
RC-DW1204	SPC1803	RC-FT609	SPC2845	RC-ME79	SPC5510	RC-RN650	SPC6334
RC-DW301	SPC1820	RC-FT618	SPC4818	RC-MX401	SPC6912	RC-RN652	SPC6319
RC-DW302	SPC1819	RC-FT620	SPC2862	RC-MX402	SPC8002	RC-RN653	SPC6308
RC-DW303	SPC1821	RC-FT621	SPC4802	RC-MX406	SPC6303	RC-RN656	SPC6321
RC-DW304	SPC1815	RC-FT621	SPC4825	RC-NE09	SPC5710	RC-RN657	SPC6320
RC-DW402	SPC1817	RC-FT623	SPC4808	RC-NE64	SPC5714	RC-RN658	SPC6343
RC-DW403	SPC1818	RC-FT624	SPC4401	RC-NX07	SPC5711	RC-RV301	SPC6517
RC-ET1301	SPC7508	RC-FT628	SPC4805	RC-NX91	SPC5719	RC-RV302	SPC6515
RC-FD301	SPC5107	RC-FT631	SPC4813	RC-OP202	SPC5911	RC-RV307	SPC6514
RC-FD507	SPC5920	RC-FT632	SPC4837	RC-OP203	SPC5912	RC-RV309	SPC6507
RC-FD508	SPC3012	RC-FT634	SPC2840	RC-OP301	SPC5909	RC-RV413	SPC6511
RC-FD510	SPC6512	RC-FT635	SPC2828	RC-OP304	SPC8011	RC-RV601	SPC6510
RC-FD519	SPC3004	RC-HD401	SPC7302	RC-OP408	SPC5908	RC-RV604	SPC6508

• **Cross Reference NGK-LYNXauto**

NGK	LYNXauto	NGK	LYNXauto	NGK	LYNXauto	NGK	LYNXauto
RC-RW233	SPC8007						
RC-SB408	SPC6702						
RC-SB602	SPC6703						
RC-SB603	SPC6704						
RC-SB604	SPC6705						
RC-SB605	SPC6706						
RC-SD402	SPC6913						
RC-ST201	SPC8023						
RC-ST402	SPC6806						
RC-ST405	SPC6803						
RC-ST901	SPC8038						
RC-TE24	SPC7536						
RC-TE42	SPC7523						
RC-TE58	SPC7543						
RC-TX06	SPC7512						
RC-TX35	SPC7513						
RC-VL601	SPC7805						
RC-VL604	SPC7801						
RC-VL605	SPC7817						
RC-VL605	SPC7818						
RC-VL606	SPC7812						
RC-VL606	SPC7813						
RC-VL606	SPC7816						
RC-VL613	SPC7810						
RC-VL614	SPC7811						
RC-VL616	SPC7809						
RC-VW201	SPC8016						
RC-VW203	SPC6915						
RC-VW208	SPC8020						
RC-VW214	SPC8009						
RC-VW215	SPC8004						
RC-VW215	SPC8022						
RC-VW216	SPC6816						
RC-VW216	SPC8021						
RC-VW216	SPC8025						
RC-VW217	SPC8051						
RC-VW218	SPC1216						
RC-VW218	SPC8018						
RC-VW218	SPC8019						
RC-VW218	SPC8024						
RC-VW222	SPC8010						
RC-VW224	SPC6815						
RC-VW225	SPC8003						
RC-VW233	SPC6914						
RC-VW236	SPC8039						
RC-VW910	SPC8028						
RC-VX407	SPC6911						
RC-ZE21	SPC5111						
RC-ZE37	SPC5117						
RC-ZX18	SPC5110						

JANMOR	LYNXauto	JANMOR	LYNXauto	JANMOR	LYNXauto	JANMOR	LYNXauto
ABM1	SPC8017	AM13	SPC1418	FAS2	SPC4814	JP117	SPC2407
ABM11	SPC8023	AM15	SPC2604	FAS21	SPC4807	JP118	SPC5728
ABM12	SPC8022	AM20	SPC1802	FAS23	SPC4816	JP119	SPC5727
ABM13	SPC8004	AM43	SPC1803	FAS24	SPC4808	JP121	SPC5711
ABM14	SPC1208	AM46	SPC1808	FAS25	SPC4837	JP122	SPC7106
ABM18	SPC8007	AM48	SPC1812	FAS27	SPC4836	JP123	SPC7311
ABM19	SPC8020	AM9	SPC1801	FAS29	SPC4822	JP124	SPC7308
ABM25	SPC8014	CPS1	SPC2207	FAS3	SPC2866	JP127	SPC2010
ABM35	SPC8032	CPS11	SPC6121	FAS3	SPC4802	JP128	SPC7541
ABM37	SPC8010	CPS12	SPC6124	FAS34	SPC4801	JP131	SPC7508
ABM38	SPC8016	CPS13	SPC6112	FAS35	SPC2852	JP133	SPC3805
ABM4	SPC8005	CPS14	SPC6125	FAS37	SPC4838	JP134	SPC7520
ABM42	SPC1207	CPS15	SPC6813	FAS5	SPC2845	JP135	SPC7540
ABM43	SPC1209	CPS16	SPC6127	FAS8	SPC2828	JP136	SPC4403
ABM44	SPC8034	CPS17	SPC6119	FAU5	SPC2826	JP137	SPC1415
ABM45	SPC8012	CPS18	SPC6122	FM26	SPC2411	JP139	SPC5719
ABM51	SPC8033	CPS19	SPC6111	FS1	SPC5722	JP140	SPC5720
ABM62	SPC8003	CPS2	SPC6102	FS10	SPC5106	JP141	SPC7309
ABM65	SPC8030	CPS20	SPC6123	FS11	SPC3006	JP142	SPC5718
ABM66	SPC5120	CPS24	SPC2216	FS12	SPC3012	JP145	SPC7513
ABM67	SPC8029	CPS3	SPC6335	FS14	SPC3013	JP147	SPC7515
ABM68	SPC8028	CPS4	SPC6108	FS15	SPC3020	JP149	SPC7512
ABM73	SPC8027	CPS5	SPC6114	FS16	SPC3010	JP151	SPC7518
ABM75	SPC8003	CPS6	SPC6117	FS17	SPC3023	JP152	SPC7519
ABM80	SPC8026	CPS7	SPC6118	FS19	SPC3026	JP158	SPC5122
ABM81	SPC8041	CPS8	SPC6333	FS2	SPC6512	JP160	SPC3420
ABM82	SPC8013	CPS9	SPC6120	FS20	SPC3011	JP161	SPC3421
ABM83	SPC8043	D14S	SPC1822	FS22	SPC5112	JP164	SPC3410
ABM84	SPC8038	D15E	SPC1813	FS23	SPC5115	JP167	SPC5510
ABM85	SPC8044	D15S	SPC4407	FS24	SPC3027	JP169	SPC5505
ABM89	SPC4839	D16S	SPC1821	FS29	SPC7819	JP171	SPC5520
ABM92	SPC5324	D1E	SPC1815	FS31	SPC3030	JP172	SPC3806
ABS14	SPC8031	D3S	SPC1816	FS35	SPC3016	JP174	SPC7110
ABS15	SPC6815	D4S	SPC1818	FS37	SPC7821	JP175	SPC7313
ABS16	SPC6806	D6S	SPC1820	FS4	SPC3004	JP176	SPC5515
ABS20	SPC8001	D7S	SPC1819	FS5	SPC5920	JP178	SPC4408
ABS23	SPC6816	E01	SPC2873	FU26	SPC3034	JP181	SPC4409
ABS27	SPC8019	E02	SPC2858	FU29	SPC3035	JP182	SPC3608
ABS34	SPC6912	E04	SPC2870	HR1	SPC7806	JP184	SPC4408
ABS7	SPC8006	E07	SPC2872	HR10	SPC1409	JP200	SPC7549
ABS71	SPC8051	E10	SPC6911	HR11	SPC1404	JP203	SPC7523
AFM55	SPC4841	E12	SPC6913	HR12	SPC1414	JP205	SPC7525
AFM55	SPC5329	E16	SPC4605	HR13	SPC1412	JP206	SPC7524
AFM60	SPC1008	E17	SPC4609	HR15	SPC7314	JP207	SPC5519
AFM61	SPC1014	E19	SPC8101	HR2	SPC1407	JP211	SPC7531
AFM63	SPC1006	E22	SPC4611	HR4	SPC1413	JP212	SPC7503
AFM64	SPC1011	E23	SPC6303	HR5	SPC1403	JP213	SPC7528
AFM69	SPC1024	E24	SPC2230	JP100	SPC2405	JP214	SPC7529
AFM70	SPC1018	E33	SPC8102	JP101	SPC3414	JP216	SPC7545
AFM74	SPC1010	E34	SPC4616	JP102	SPC3408	JP224	SPC7526
AFM80	SPC1020	FAM20	SPC4805	JP103	SPC6505	JP227	SPC7547
AFM81	SPC1022	FAM36	SPC2868	JP104	SPC5325	JP228	SPC7546
AFM83	SPC1023	FAM9	SPC2848	JP105	SPC5123	JP229	SPC7522
AFS51	SPC1002	FAS12	SPC4815	JP106	SPC6510	JP232	SPC3422
AFS56	SPC1013	FAS13	SPC2806	JP107	SPC5512	JP300	SPC7105
AFS65	SPC1012	FAS14	SPC4806	JP108	SPC3607	JP302	SPC5509
AFS66	SPC1019	FAS15	SPC4818	JP109	SPC3804	JP303	SPC5511
AFS72	SPC7820	FAS16	SPC4834	JP110	SPC5111	JP304	SPC5513
AFS77	SPC4840	FAS17	SPC2871	JP113	SPC5107	JP305	SPC3603
AFS80	SPC1021	FAS17	SPC4804	JP114	SPC1225	JP307	SPC7822
AFS82	SPC1005	FAS18	SPC4830	JP116	SPC5507	JP308	SPC5716

• Cross Reference JANMOR-LYNXauto

JANMOR	LYNXauto	JANMOR	LYNXauto	JANMOR	LYNXauto	JANMOR	LYNXauto
JP310	SPC2409	ODS210	SPC5939	S18	SPC4610		
JP312	SPC5118	ODS211	SPC5923	S18	SPC4612		
JP313	SPC7310	ODS217	SPC5915	SBS1	SPC7506		
JP315	SPC5527	ODS221	SPC5910	SBS10	SPC6704		
JP316	SPC3609	ODS222	SPC8011	SBS3	SPC6702		
JP319	SPC7303	ODS223	SPC4842	SBS4	SPC6703		
JP325	SPC7302	ODS227	SPC5929	SBS5	SPC6705		
JP326	SPC5941	ODS228	SPC1417	SBS6	SPC6706		
JP330	SPC7537	ODS229	SPC5925	VL12	SPC7812		
JP331	SPC5514	ODS231	SPC5934	VL13	SPC7813		
JP332	SPC5121	ODS232	SPC5931	VL15	SPC7815		
JP333	SPC8002	ODS234	SPC5919	VL16	SPC7811		
JP336	SPC3421	ODS239	SPC5926	VL17	SPC7818		
JP339	SPC7505	ODS240	SPC5917	VL18	SPC7817		
JP342	SPC5116	ODS241	SPC5916	VL2	SPC7814		
JP343	SPC4401	ODS243	SPC5935	VL3	SPC7805		
JP344	SPC3602	ODS247	SPC5928	VL5	SPC7810		
JP346	SPC5113	ODU202	SPC5924				
JP347	SPC7542	ODU223	SPC5937				
JP350	SPC5109	ODU230	SPC5930				
JP352	SPC6517	ODU232	SPC5932				
JP355	SPC5724	RB1	SPC6318				
JP356	SPC7502	RB10	SPC7803				
JP357	SPC6506	RB12	SPC7809				
JP363	SPC2406	RB13	SPC6339				
JP366	SPC7538	RB14	SPC6323				
JP372	SPC7509	RB15	SPC6311				
JP375	SPC4406	RB16	SPC6310				
JPE105	SPC3419	RB17	SPC6308				
JPE114	SPC5117	RB18	SPC6324				
JPE118	SPC5712	RB19	SPC6319				
JPE123	SPC7312	RB2	SPC7807				
JPE127	SPC7315	RB20	SPC6305				
JPE141	SPC5726	RB21	SPC6307				
JPE17	SPC5520	RB22	SPC6314				
JPE175	SPC7109	RB23	SPC7801				
LR13	SPC5938	RB24	SPC6326				
LR5	SPC4202	RB25	SPC6320				
LR6	SPC4205	RB26	SPC6312				
LR8	SPC2602	RB27	SPC6325				
M1	SPC5318	RB28	SPC6344				
M13	SPC5303	RB29	SPC6342				
M16	SPC8035	RB30	SPC6334				
M18	SPC5314	RB34	SPC6343				
M19	SPC5322	RB4	SPC7808				
M2	SPC5320	RB5	SPC6321				
M20	SPC5327	RB6	SPC6322				
M21	SPC5321	RB7	SPC6306				
M3	SPC5301	RB8	SPC6309				
M3	SPC5306	RB9	SPC7802				
M4	SPC5316	RVS11	SPC6515				
M6	SPC5315	RVS17	SPC6514				
M7	SPC5304	RVS18	SPC6504				
ODM215	SPC5911	RVS22	SPC6502				
ODM216	SPC5912	RVS27	SPC6507				
ODS203	SPC5908	RVS30	SPC6516				
ODS203	SPC5943	RVS7	SPC6511				
ODS204	SPC5909	RVS9	SPC6518				
ODS205	SPC5909	S03	SPC2869				
ODS206	SPC5909	S05	SPC2862				
ODS207	SPC5914	S06	SPC2863				

OE	LYNXauto	OE	LYNXauto	OE	LYNXauto	OE	LYNXauto
19037-20020	SPC7571						
19037-75010	SPC7567						
22440-53Y11	SPC5730						
22440-57Y10	SPC5731						
90919-21425	SPC7577						
90919-21541	SPC7560						
90919-21549	SPC7554						
90919-21550	SPC7557						
90919-21551	SPC7557						
90919-21583	SPC7557						
90919-21561	SPC7562						
90919-21562	SPC7564						
90919-21570	SPC7562						
90919-21576	SPC7559						
90919-21585	SPC7559						
90919-21586	SPC7552						
90919-21604	SPC7572						
90919-21607	SPC7565						
90919-21519	SPC7565						
90919-22211	SPC7576						
90919-22214	SPC7576						
90919-22285	SPC7576						
90919-22194	SPC7576						
90919-22296	SPC7550						
90919-22302	SPC7553						
90919-22319	SPC7553						
90919-22369	SPC7553						
90919-22325	SPC7551						
90919-22373	SPC7551						
90919-22327	SPC7574						
90919-22370	SPC7553						
90919-22369	SPC7553						
90919-22373	SPC7551						
90919-22389	SPC7573						
90919-22393	SPC7575						
90919-22395	SPC7570						
90919-22400	SPC7561						
MD311208	SPC5528						
MD338249	SPC5529						
MD976524	SPC5530						
MD997506	SPC5530						

